

## PortfolioMetrix Global Model Profile 7 (ZAR)

OCTOBER 2021

## PORTFOLIO CHARACTERISTICS

The Global Equity fund emphasises longer-term growth in capital whilst accepting a higher degree of risk. Within the range, the fund sits at the top end of the risk spectrum and invests predominantly in growth assets denominated in a basket of currencies. Careful diversification still allows for a significant degree of risk management, making it the ideal vehicle for long-term wealth accumulation.

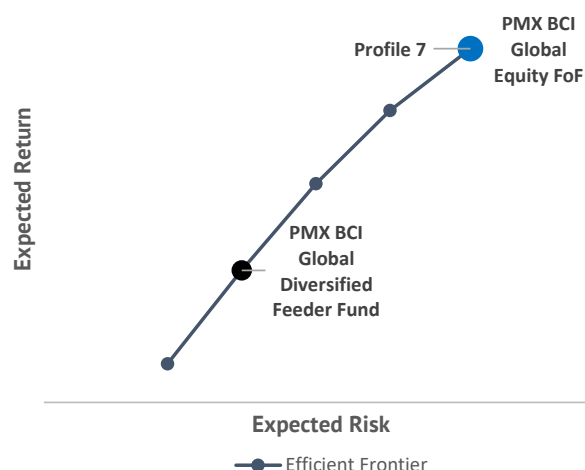
Experience has shown that mandates such as these have performed materially better than global cash and bonds, highlighting that taking risk is a critical factor in achieving returns. However, investors need to be aware that, even with diversification, this portfolio may produce negative returns for even sustained periods and that investors need to demonstrate composure in the face of volatile markets.

## SALIENT FEATURES

This product set has been created using South African domiciled Collective Investment Schemes (CIS) denominated in South African rands. However, these funds are mandated to invest a minimum amount of 80% in markets outside of South Africa in their respective currencies. Given this, the risks applicable to investors entail the following:

- Currency risk reflected particularly in converting foreign currency into rands
- Global Equity market risk
- Global Bond market risk
- Emerging market risk as it relates to exposure outside of South Africa (SA)
- Jurisdictional, political and economic risk of countries outside of SA

## EFFICIENT FRONTIER



## DISCLAIMER

This document is only for professional financial advisers, their clients and their prospective clients. The information given here is for information purposes only and is not intended to constitute financial, legal, tax, investment or other professional advice. It should not be relied upon as such and PortfolioMetrix cannot accept any liability for loss for doing so. Any forecasts, expected future returns or expected future volatilities are not guaranteed and should not be relied upon. **The value of investments, and the income from them, can go down as well as up, and you may not recover the amount of your original investment. Past performance is not a reliable indicator of future performance.** Portfolio holdings and asset allocation can change at any time without notice. PortfolioMetrix Asset Management SA (Pty) Ltd is an Authorised Financial Services Provider in South Africa. Full calculation methodology available on request.

## INVESTOR PROFILE

- Are focused on maximising returns
- Are prepared to accept a higher level of risk
- Prefer capital growth over income
- Have an investment time horizon of 7 years or longer

## GENERAL INFORMATION

Model Objective	To maximise the return within the mandated level of risk. Based on current projections, this portfolio is expected, but not guaranteed to, deliver Cash+ 5% over a 7-year rolling period.	
Platform Availability	Ninety One, Allan Gray, Glacier, Momentum, Stanlib, Prime, AIMS (Absa)	
Launch Date	3 August 2020	
Risk Score	<b>93/100</b>	(Based on a PortfolioMetrix risk model)
Underlying Assets	Collective Investment Schemes registered under the Collective Investment Schemes Act.	

## FEES AND FEE CLASS INFORMATION

Annual Management Fee	0.43% (excluding VAT)
Other Fees	See Wealth Explorer generated quote
Base Currency	ZAR
Distribution Policy	Accumulation
Underlying Fund Domicile	Republic of South Africa
Valuation Date	Every Business Day

## UNDERLYING CONSTITUENT FUNDS

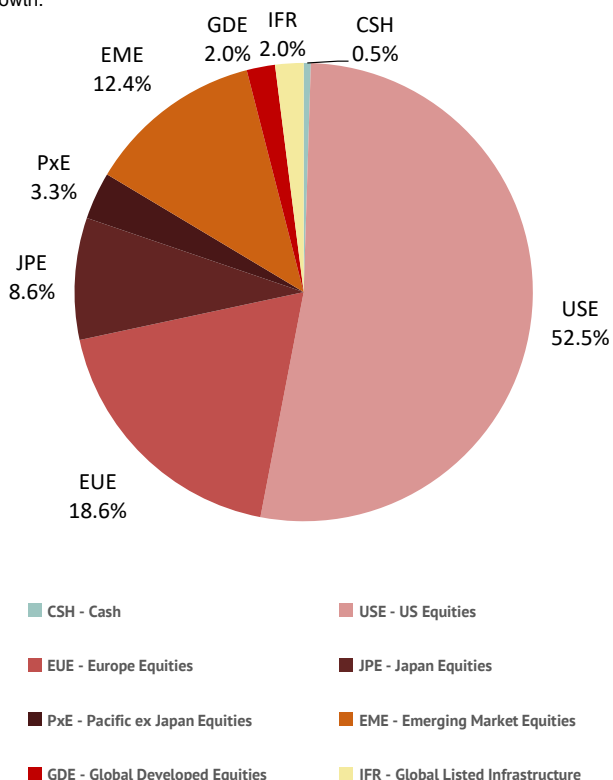
Fund Name	PortfolioMetrix BCI Global Equity FoF
ISIN	ZAE000192514
Share Class	B2 - Acc
Fund Allocation	100.0%

## PORTFOLIOMETRIX CONTACT DETAILS

Address	Corner Main Office Park, 2 Payne Road, Bryanston, South Africa
Telephone	+27 11 448 1400
Email	info@portfoliomatrix.co.za
Website	<a href="https://www.portfoliomatrix.com/">https://www.portfoliomatrix.com/</a>

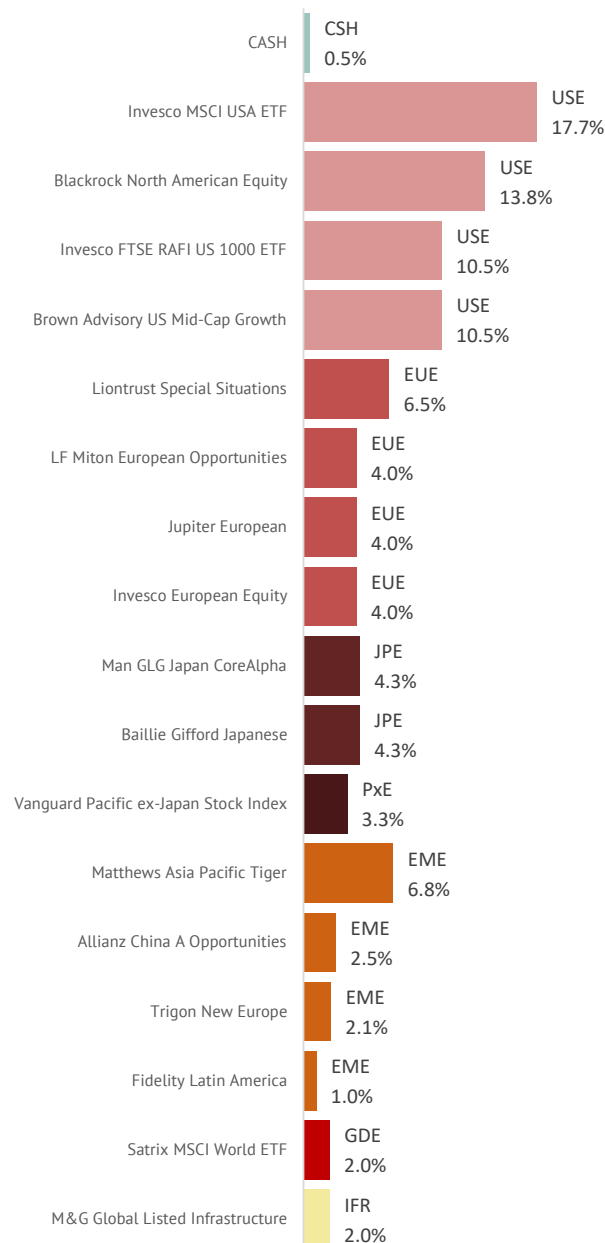
## LOOKTHROUGH TARGET ASSET ALLOCATION

Asset allocation is the primary driver of risk in the fund – it is also the primary driver of returns. In this fund, the benefits of diversification allow for a significant reduction in overall portfolio risk relative to the riskiness of the individual underlying assets; without compromising the ability to generate growth.



## LOOKTHROUGH FUND ALLOCATIONS

Unless denoted otherwise the target underlying funds are held within locally domiciled global funds managed by PortfolioMetrix. These underlying funds are selected based on a rigorous quantitative (numbers) and qualitative (judgement) process. Typically, funds are selected that are specific to an asset class, although flexible funds may be used when appropriate. The current profile target weights are indicated in the chart below, although these will be varied by the investment committee as circumstances dictate.



## PORTFOLIO MANAGER

### Philip Bradford, CFA

Philip Bradford is a multiple-award winning fund manager with over 21 years' experience in investment management, which includes global asset allocation and fixed-interest trading and portfolio management. Philip is a CFA® charterholder, past-president of the CFA Society South Africa and the Head of Investments for PortfolioMetrix in SA.

## INVESTMENT TEAM

Brandon Zietsman, CAIA, CFA	Liam Dawson, CFA, CAIA
Mike Roberts, CFA	Oliver Jones, BSc Hons
Nic Spicer, FFA, CFA	Riccardo Peretti, CFA
Brendan de Jongh, CFP, CFA, CAIA	Taahir Ramchandra, BCom Hons
Philip Wellington, CFA	Chloe Tang, BSc Hons
Russell Brown, MSc	

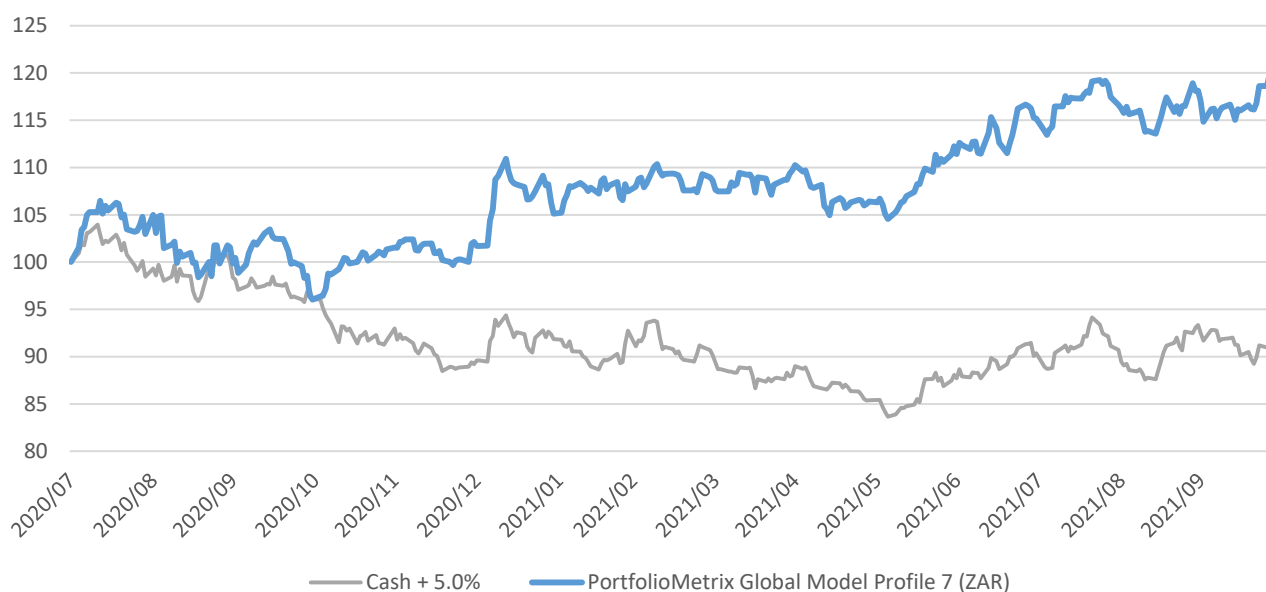
## DISCLAIMER

This document is only for professional financial advisers, their clients and their prospective clients. The information given here is for information purposes only and is not intended to constitute financial, legal, tax, investment or other professional advice. It should not be relied upon as such and PortfolioMetrix cannot accept any liability for loss for doing so. Any forecasts, expected future returns or expected future volatilities are not guaranteed and should not be relied upon. **The value of investments, and the income from them, can go down as well as up, and you may not recover the amount of your original investment. Past performance is not a reliable indicator of future performance.** Portfolio holdings and asset allocation can change at any time without notice. PortfolioMetrix Asset Management SA (Pty) Ltd is an Authorised Financial Services Provider in South Africa. Full calculation methodology available on request.

## PortfolioMetrix Global Model Profile 7 (ZAR)

OCTOBER 2021

## PERFORMANCE



	Rolling Period Returns*							Calendar Year Returns						Since Inception*		
	1 Mth	3 Mth	6 Mth	YTD	1 Yr	3 Yr	5 Yr	2020	2019	2018	2017	2016	2015	Cum.	Ann.*	Risk
Profile 7	4.3%	6.0%	10.7%	20.0%	27.1%	--	--	--	--	--	--	--	--	22.1%	17.2%	12.9%
Cash + 5.0%	1.3%	3.8%	5.3%	4.6%	-2.4%	--	--	--	--	--	--	--	--	-6.3%	-5.0%	12.0%
Relative Return	3.0%	2.2%	5.4%	15.4%	29.5%	--	--	--	--	--	--	--	--	28.3%	22.3%	

## METHODOLOGY

Returns are annualised when the measurement period is greater than one year (except if stated otherwise) and risk is calculated by using the weekly standard deviation of returns, annualised. The cash basis for the benchmark is determined by the International Monetary Fund's Special Drawing Rights (SDR), estimating a representative global cash benchmark. The performance of the profiles are based on the Blended CIS methodology (Interpolated Solution). Full calculation methodology available on request.

## DISCLAIMER

This document is only for professional financial advisers, their clients and their prospective clients. The information given here is for information purposes only and is not intended to constitute financial, legal, tax, investment or other professional advice. It should not be relied upon as such and PortfolioMetrix cannot accept any liability for loss for doing so. Any forecasts, expected future returns or expected future volatilities are not guaranteed and should not be relied upon. The value of investments, and the income from them, can go down as well as up, and you may not recover the amount of your original investment. Past performance is not a reliable indicator of future performance. Portfolio holdings and asset allocation can change at any time without notice. PortfolioMetrix Asset Management Ltd is authorised and regulated by the Financial Conduct Authority (FCA) in the United Kingdom. PortfolioMetrix Asset Management SA (Pty) Ltd is an Authorised Financial Services Provider in South Africa. Full calculation methodology available on request.

## PortfolioMetrix Global Model Profile 6 (ZAR)

OCTOBER 2021

## PORTFOLIO CHARACTERISTICS

This portfolio has a global mandate that emphasises medium to longer-term growth of capital and income in a global basket of currencies. Whilst on the slightly higher end of the risk spectrum, there remains a significant degree of focus on diversification and risk management, making it the ideal vehicle for wealth accumulation without excessive exposure to market volatility.

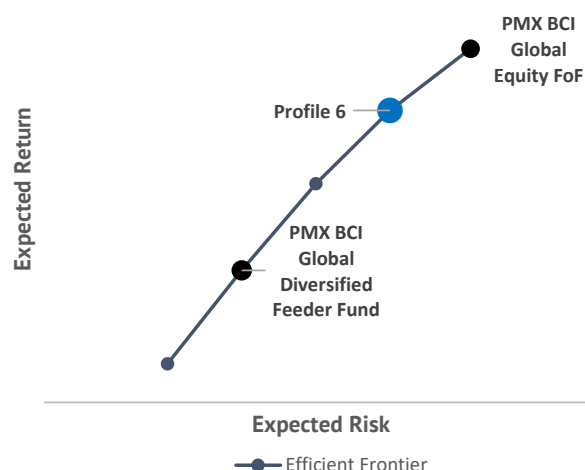
The portfolio is truly global and is well diversified across asset classes, regions, currencies and underlying funds. There is a bias towards growth assets which is expected to generate attractive returns over the long term. Nevertheless, investors need to be able to demonstrate composure in the face of volatile markets.

## SALIENT FEATURES

This product set has been created using South African domiciled Collective Investment Schemes (CIS) denominated in South African rands. However, these funds are mandated to invest a minimum amount of 80% in markets outside of South Africa in their respective currencies. Given this, the risks applicable to investors entail the following:

- Currency risk reflected particularly in converting foreign currency into rands
- Global Equity market risk
- Global Bond market risk
- Emerging market risk as it relates to exposure outside of South Africa (SA)
- Jurisdictional, political and economic risk of countries outside of SA

## EFFICIENT FRONTIER



## DISCLAIMER

This document is only for professional financial advisers, their clients and their prospective clients. The information given here is for information purposes only and is not intended to constitute financial, legal, tax, investment or other professional advice. It should not be relied upon as such and PortfolioMetrix cannot accept any liability for loss for doing so. Any forecasts, expected future returns or expected future volatilities are not guaranteed and should not be relied upon. **The value of investments, and the income from them, can go down as well as up, and you may not recover the amount of your original investment. Past performance is not a reliable indicator of future performance.** Portfolio holdings and asset allocation can change at any time without notice. PortfolioMetrix Asset Management SA (Pty) Ltd is an Authorised Financial Services Provider in South Africa. Full calculation methodology available on request.

## INVESTOR PROFILE

- Are focused on accumulating capital or preserving purchasing power
- Can weather occasional periods of subdued or negative returns
- Have a preference for capital growth over income
- Have an investment time horizon of 6 years or longer

## GENERAL INFORMATION

Model Objective	To maximise the return within the mandated level of risk. Based on current projections, this portfolio is expected, but not guaranteed to, deliver Cash+ 4.5% over a 6-year rolling period.	
Platform Availability	Ninety One, Allan Gray, Glacier, Momentum, Stanlib, Prime, AIMS (Absa)	
Launch Date	3 August 2020	
Risk Score	<b>82/100</b>	(Based on a PortfolioMetrix risk model)
Underlying Assets	Collective Investment Schemes registered under the Collective Investment Schemes Act.	

## FEES AND FEE CLASS INFORMATION

Annual Management Fee	0.48% (excluding VAT)
Other Fees	See Wealth Explorer generated quote
Base Currency	ZAR
Distribution Policy	Accumulation
Underlying Fund Domicile	Republic of South Africa
Valuation Date	Every Business Day

## UNDERLYING CONSTITUENT FUNDS

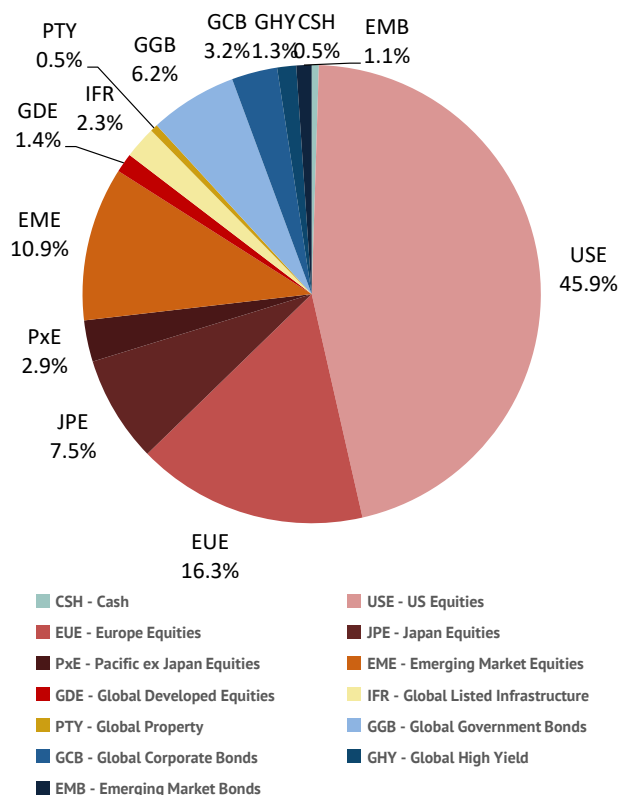
Fund Name	PortfolioMetrix BCI Global Diversified Feeder Fund	PortfolioMetrix BCI Global Equity FoF
ISIN	ZAE000287678	ZAE000192514
Share Class	B1 - Acc	B2 - Acc
Fund Allocation	32.0%	68.0%

## PORTFOLIOMETRIX CONTACT DETAILS

Address	Corner Main Office Park, 2 Payne Road, Bryanston, South Africa
Telephone	+27 11 448 1400
Email	info@portfoliomatrix.co.za
Website	<a href="https://www.portfoliomatrix.com/">https://www.portfoliomatrix.com/</a>

## LOOKTHROUGH TARGET ASSET ALLOCATION

Asset allocation is the primary driver of risk in the portfolio – it is also the primary driver of returns. In this portfolio, there is a bias towards growth assets, tempered by the risk-reducing benefits of diversification.



## PORTFOLIO MANAGER

### Philip Bradford, CFA

Philip Bradford is a multiple-award winning fund manager with over 21 years' experience in investment management, which includes global asset allocation and fixed-interest trading and portfolio management. Philip is a CFA® charterholder, past-president of the CFA Society South Africa and the Head of Investments for PortfolioMetrix in SA.

## INVESTMENT TEAM

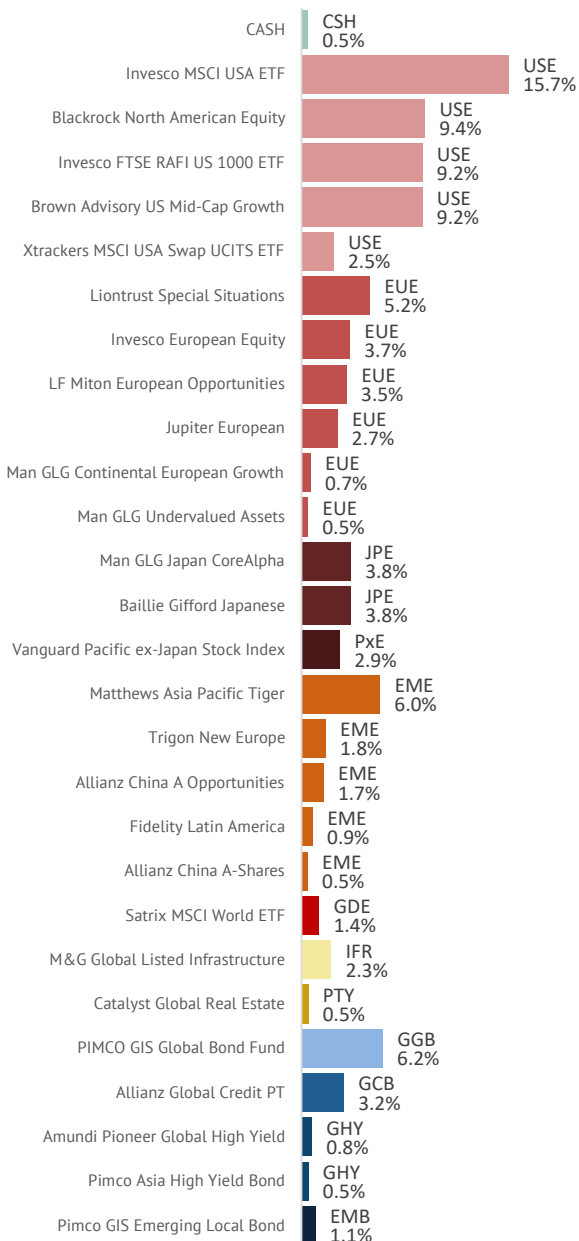
Brandon Zietsman, CAIA, CFA	Liam Dawson, CFA, CAIA
Mike Roberts, CFA	Oliver Jones, BSc Hons
Nic Spicer, FFA, CFA	Riccardo Peretti, CFA
Brendan de Jongh, CFP, CFA, CAIA	Taahir Ramchandra, BCom Hons
Philip Wellington, CFA	Chloe Tang, BSc Hons
Russell Brown, MSc	

## DISCLAIMER

This document is only for professional financial advisers, their clients and their prospective clients. The information given here is for information purposes only and is not intended to constitute financial, legal, tax, investment or other professional advice. It should not be relied upon as such and PortfolioMetrix cannot accept any liability for loss for doing so. Any forecasts, expected future returns or expected future volatilities are not guaranteed and should not be relied upon. **The value of investments, and the income from them, can go down as well as up, and you may not recover the amount of your original investment. Past performance is not a reliable indicator of future performance.** Portfolio holdings and asset allocation can change at any time without notice. PortfolioMetrix Asset Management SA (Pty) Ltd is an Authorised Financial Services Provider in South Africa. Full calculation methodology available on request.

## LOOKTHROUGH FUND ALLOCATIONS

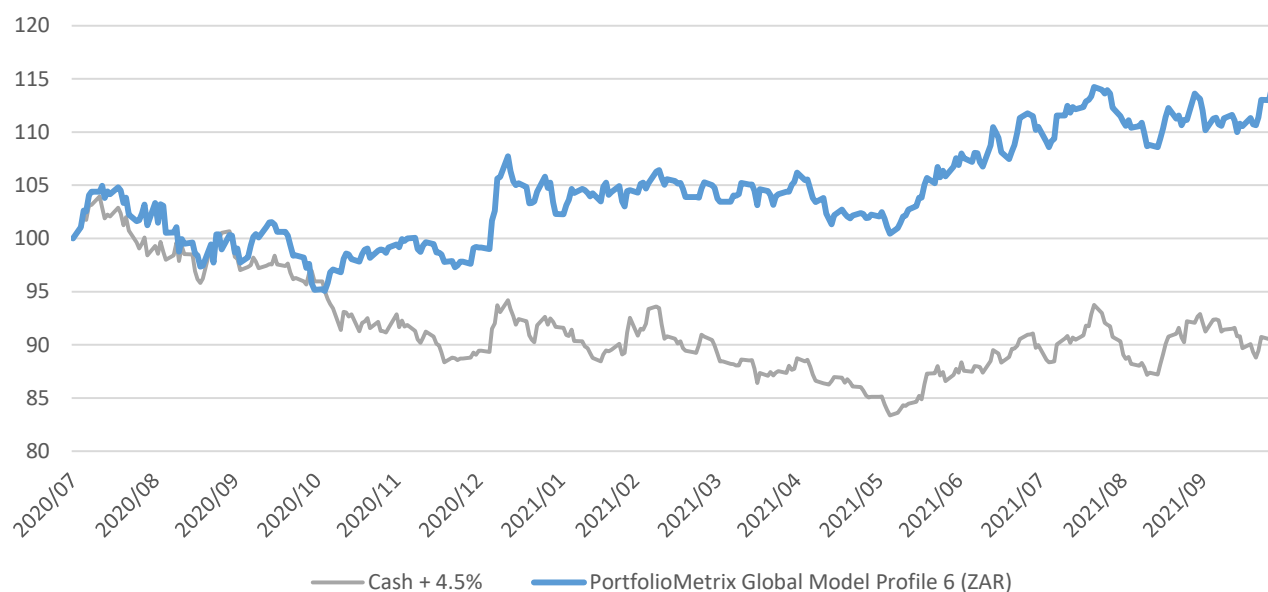
Unless denoted otherwise the target underlying funds are held within locally domiciled global funds managed by PortfolioMetrix. These underlying funds are selected based on a rigorous quantitative (numbers) and qualitative (judgement) process. Typically, funds are selected that are specific to an asset class, although flexible funds may be used when appropriate. The current profile target weights are indicated in the chart below, although these will be varied by the investment committee as circumstances dictate.



## PortfolioMetrix Global Model Profile 6 (ZAR)

OCTOBER 2021

## PERFORMANCE



	Rolling Period Returns*							Calendar Year Returns						Since Inception*		
	1 Mth	3 Mth	6 Mth	YTD	1 Yr	3 Yr	5 Yr	2020	2019	2018	2017	2016	2015	Cum.	Ann.*	Risk
Profile 6	3.9%	5.4%	9.7%	17.5%	22.4%	--	--	--	--	--	--	--	--	16.5%	12.9%	12.3%
Cash + 4.5%	1.3%	3.7%	5.1%	4.3%	-2.8%	--	--	--	--	--	--	--	--	-6.7%	-5.4%	12.0%
Relative Return	2.7%	1.7%	4.6%	13.2%	25.2%	--	--	--	--	--	--	--	--	23.2%	18.3%	

## METHODOLOGY

Returns are annualised when the measurement period is greater than one year (except if stated otherwise) and risk is calculated by using the weekly standard deviation of returns, annualised. The cash basis for the benchmark is determined by the International Monetary Fund's Special Drawing Rights (SDR), estimating a representative global cash benchmark. The performance of the profiles are based on the Blended CIS methodology (Interpolated Solution). Full calculation methodology available on request.

## DISCLAIMER

This document is only for professional financial advisers, their clients and their prospective clients. The information given here is for information purposes only and is not intended to constitute financial, legal, tax, investment or other professional advice. It should not be relied upon as such and PortfolioMetrix cannot accept any liability for loss for doing so. Any forecasts, expected future returns or expected future volatilities are not guaranteed and should not be relied upon. The value of investments, and the income from them, can go down as well as up, and you may not recover the amount of your original investment. Past performance is not a reliable indicator of future performance. Portfolio holdings and asset allocation can change at any time without notice. PortfolioMetrix Asset Management Ltd is authorised and regulated by the Financial Conduct Authority (FCA) in the United Kingdom. PortfolioMetrix Asset Management SA (Pty) Ltd is an Authorised Financial Services Provider in South Africa. Full calculation methodology available on request.

## PortfolioMetrix Global Model Profile 5 (ZAR)

OCTOBER 2021

## PORTFOLIO CHARACTERISTICS

This portfolio has a global mandate that emphasises medium to longer-term growth of capital and income in a global basket of currencies. Whilst on the slightly higher end of the risk spectrum, there remains a significant degree of focus on diversification and risk management, making it the ideal vehicle for wealth accumulation without excessive exposure to market volatility.

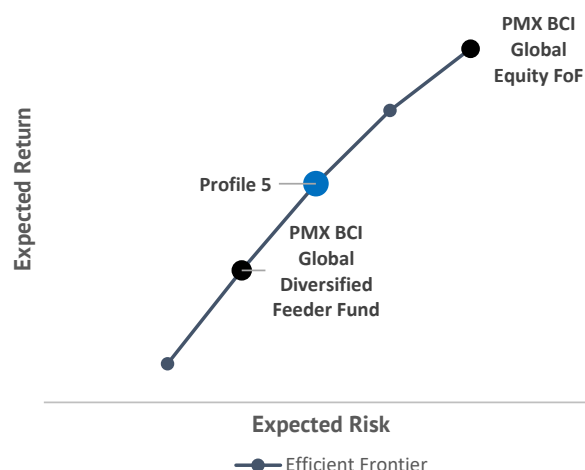
The portfolio is truly global and is well diversified across asset classes, regions, currencies and underlying funds. There is a bias towards growth assets which is expected to generate attractive returns over the long term. Nevertheless, investors need to be able to demonstrate composure in the face of volatile markets.

## SALIENT FEATURES

This product set has been created using South African domiciled Collective Investment Schemes (CIS) denominated in South African rands. However, these funds are mandated to invest a minimum amount of 80% in markets outside of South Africa in their respective currencies. Given this, the risks applicable to investors entail the following:

- Currency risk reflected particularly in converting foreign currency into rands
- Global Equity market risk
- Global Bond market risk
- Emerging market risk as it relates to exposure outside of South Africa (SA)
- Jurisdictional, political and economic risk of countries outside of SA

## EFFICIENT FRONTIER



## DISCLAIMER

This document is only for professional financial advisers, their clients and their prospective clients. The information given here is for information purposes only and is not intended to constitute financial, legal, tax, investment or other professional advice. It should not be relied upon as such and PortfolioMetrix cannot accept any liability for loss for doing so. Any forecasts, expected future returns or expected future volatilities are not guaranteed and should not be relied upon. **The value of investments, and the income from them, can go down as well as up, and you may not recover the amount of your original investment. Past performance is not a reliable indicator of future performance.** Portfolio holdings and asset allocation can change at any time without notice. PortfolioMetrix Asset Management SA (Pty) Ltd is an Authorised Financial Services Provider in South Africa. Full calculation methodology available on request.

## INVESTOR PROFILE

- Are focused on accumulating capital or preserving purchasing power
- Can weather occasional periods of subdued or negative returns
- Have a preference for capital growth over income
- Have an investment time horizon of 6 years or longer

## GENERAL INFORMATION

Model Objective	To maximise the return within the mandated level of risk. Based on current projections, this portfolio is expected, but not guaranteed to, deliver Cash+ 4.1% over a 6-year rolling period.	
Platform Availability	Ninety One, Allan Gray, Glacier, Momentum, Stanlib, Prime, AIMS (Absa)	
Launch Date	3 August 2020	
Risk Score	<b>71/100</b>	(Based on a PortfolioMetrix risk model)
Underlying Assets	Collective Investment Schemes registered under the Collective Investment Schemes Act.	

## FEES AND FEE CLASS INFORMATION

Annual Management Fee	0.53% (excluding VAT)
Other Fees	See Wealth Explorer generated quote
Base Currency	ZAR
Distribution Policy	Accumulation
Underlying Fund Domicile	Republic of South Africa
Valuation Date	Every Business Day

## UNDERLYING CONSTITUENT FUNDS

Fund Name	PortfolioMetrix BCI Global Diversified Feeder Fund	PortfolioMetrix BCI Global Equity FoF
ISIN	ZAE000287678	ZAE000192514
Share Class	B1 - Acc	B2 - Acc
Fund Allocation	64.0%	36.0%

## PORTFOLIOMETRIX CONTACT DETAILS

Address	Corner Main Office Park, 2 Payne Road, Bryanston, South Africa
Telephone	+27 11 448 1400
Email	info@portfoliomatrix.co.za
Website	<a href="https://www.portfoliomatrix.com/">https://www.portfoliomatrix.com/</a>

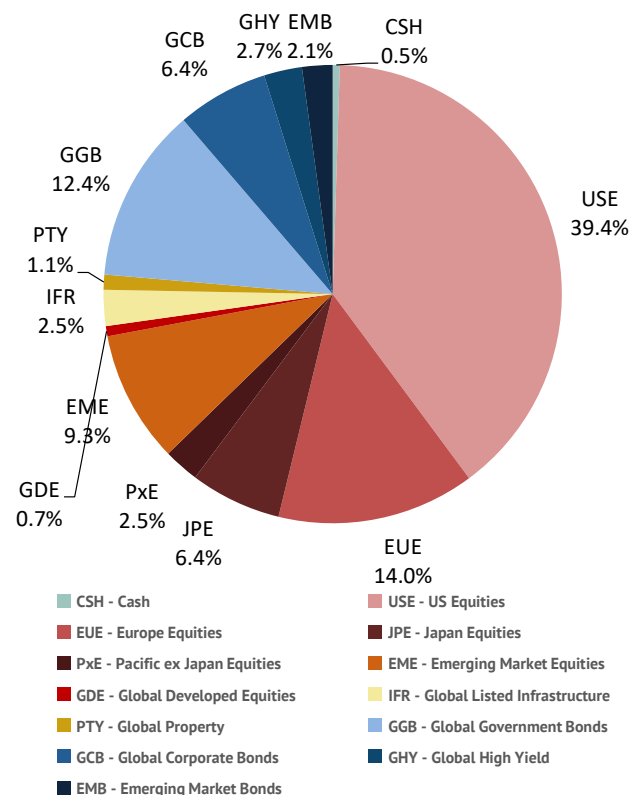


## PortfolioMetrix Global Model Profile 5 (ZAR)

OCTOBER 2021

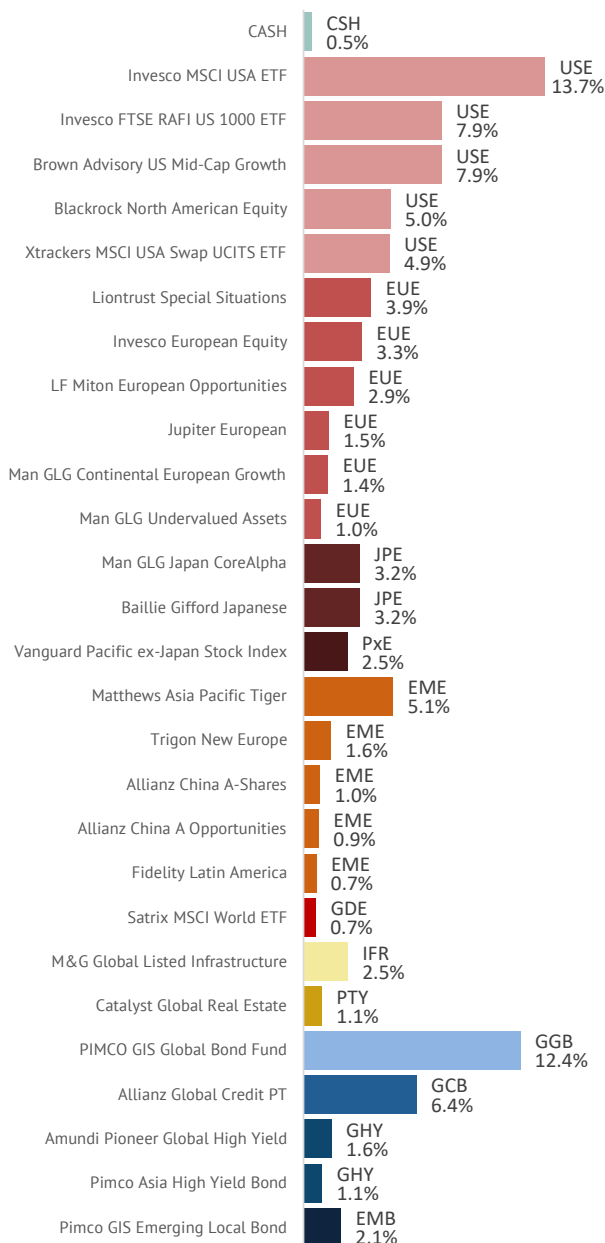
## LOOKTHROUGH TARGET ASSET ALLOCATION

Asset allocation is the primary driver of risk in the portfolio – it is also the primary driver of returns. In this portfolio, there is a bias towards growth assets, tempered by the risk-reducing benefits of diversification.



## LOOKTHROUGH FUND ALLOCATIONS

Unless denoted otherwise the target underlying funds are held within locally domiciled global funds managed by PortfolioMetrix. These underlying funds are selected based on a rigorous quantitative (numbers) and qualitative (judgement) process. Typically, funds are selected that are specific to an asset class, although flexible funds may be used when appropriate. The current profile target weights are indicated in the chart below, although these will be varied by the investment committee as circumstances dictate.



## PORTFOLIO MANAGER

## Philip Bradford, CFA

Philip Bradford is a multiple-award winning fund manager with over 21 years' experience in investment management, which includes global asset allocation and fixed-interest trading and portfolio management. Philip is a CFA® charterholder, past-president of the CFA Society South Africa and the Head of Investments for PortfolioMetrix in SA.

## INVESTMENT TEAM

Brandon Zietsman, CAIA, CFA	Liam Dawson, CFA, CAIA
Mike Roberts, CFA	Oliver Jones, BSc Hons
Nic Spicer, FFA, CFA	Riccardo Peretti, CFA
Brendan de Jongh, CFP, CFA, CAIA	Taahir Ramchandra, BCom Hons
Philip Wellington, CFA	Chloe Tang, BSc Hons
Russell Brown, MSc	

## DISCLAIMER

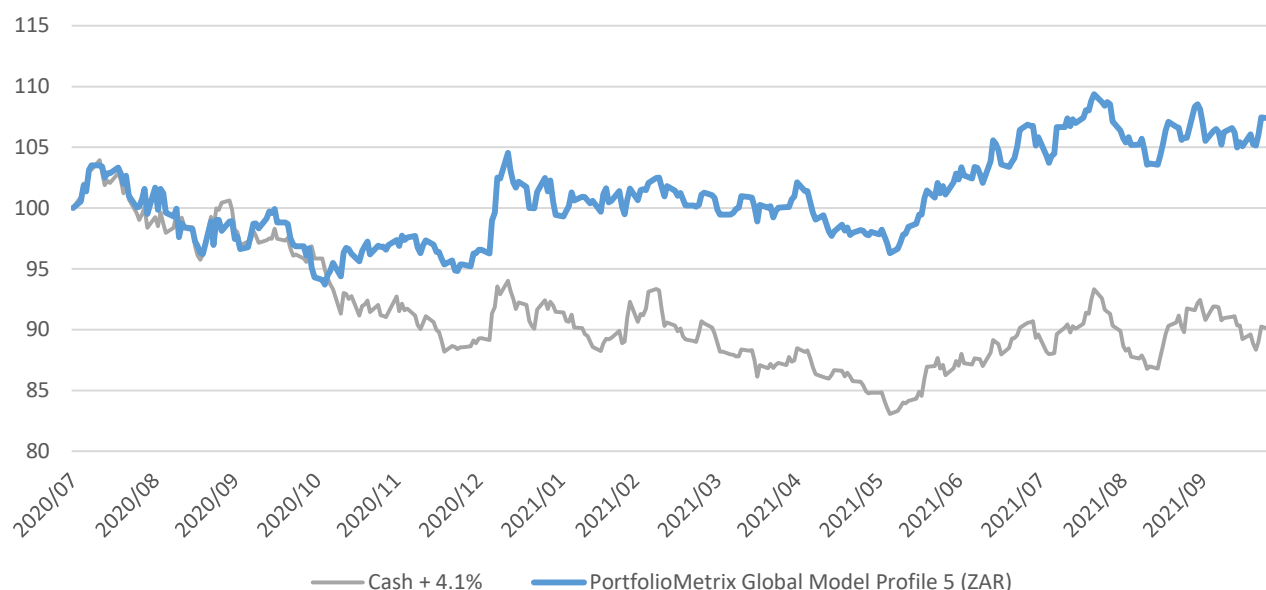
This document is only for professional financial advisers, their clients and their prospective clients. The information given here is for information purposes only and is not intended to constitute financial, legal, tax, investment or other professional advice. It should not be relied upon as such and PortfolioMetrix cannot accept any liability for loss for doing so. Any forecasts, expected future returns or expected future volatilities are not guaranteed and should not be relied upon. **The value of investments, and the income from them, can go down as well as up, and you may not recover the amount of your original investment. Past performance is not a reliable indicator of future performance.** Portfolio holdings and asset allocation can change at any time without notice. PortfolioMetrix Asset Management SA (Pty) Ltd is an Authorised Financial Services Provider in South Africa. Full calculation methodology available on request.



## PortfolioMetrix Global Model Profile 5 (ZAR)

OCTOBER 2021

## PERFORMANCE



	Rolling Period Returns*							Calendar Year Returns						Since Inception*		
	1 Mth	3 Mth	6 Mth	YTD	1 Yr	3 Yr	5 Yr	2020	2019	2018	2017	2016	2015	Cum.	Ann.*	Risk
Profile 5	3.6%	4.7%	8.5%	14.8%	17.5%	--	--	--	--	--	--	--	--	10.8%	8.6%	12.0%
Cash + 4.1%	1.2%	3.5%	4.9%	3.9%	-3.2%	--	--	--	--	--	--	--	--	-7.2%	-5.8%	12.0%
Relative Return	2.3%	1.2%	3.7%	10.9%	20.7%	--	--	--	--	--	--	--	--	18.1%	14.4%	

## METHODOLOGY

Returns are annualised when the measurement period is greater than one year (except if stated otherwise) and risk is calculated by using the weekly standard deviation of returns, annualised. The cash basis for the benchmark is determined by the International Monetary Fund's Special Drawing Rights (SDR), estimating a representative global cash benchmark. The performance of the profiles are based on the Blended CIS methodology (Interpolated Solution). Full calculation methodology available on request.

## DISCLAIMER

This document is only for professional financial advisers, their clients and their prospective clients. The information given here is for information purposes only and is not intended to constitute financial, legal, tax, investment or other professional advice. It should not be relied upon as such and PortfolioMetrix cannot accept any liability for loss for doing so. Any forecasts, expected future returns or expected future volatilities are not guaranteed and should not be relied upon. The value of investments, and the income from them, can go down as well as up, and you may not recover the amount of your original investment. Past performance is not a reliable indicator of future performance. Portfolio holdings and asset allocation can change at any time without notice. PortfolioMetrix Asset Management Ltd is authorised and regulated by the Financial Conduct Authority (FCA) in the United Kingdom. PortfolioMetrix Asset Management SA (Pty) Ltd is an Authorised Financial Services Provider in South Africa. Full calculation methodology available on request.

## PortfolioMetrix Global Model Profile 4 (ZAR)

OCTOBER 2021

## PORTFOLIO CHARACTERISTICS

This portfolio has a global mandate that seeks to provide medium to long-term growth in capital and income whilst only assuming a moderate degree of risk in a global basket of currencies. It sits slightly below the mid-point of the range and invests in a healthy blend of assets, currencies and managers. Careful diversification and risk management allow for a reasonable weight in growth assets, making it the ideal vehicle for both wealth accumulation and preservation over time, without excessive exposure to market volatility.

The portfolio is truly global and is well diversified across asset classes, regions, currencies and underlying funds. It is expected to generate solid long-term returns without taking excessive risk. However, uncertainty is an intrinsic factor in wealth accumulation and the preservation of real capital. Investors need to be able to demonstrate composure in the face of volatile markets.

## SALIENT FEATURES

This product set has been created using South African domiciled Collective Investment Schemes (CIS) denominated in South African rands. However, these funds are mandated to invest a minimum amount of 80% in markets outside of South Africa in their respective currencies. Given this, the risks applicable to investors entail the following:

- Currency risk reflected particularly in converting foreign currency into rands
- Global Equity market risk
- Global Bond market risk
- Emerging market risk as it relates to exposure outside of South Africa (SA)
- Jurisdictional, political and economic risk of countries outside of SA

## EFFICIENT FRONTIER



## DISCLAIMER

This document is only for professional financial advisers, their clients and their prospective clients. The information given here is for information purposes only and is not intended to constitute financial, legal, tax, investment or other professional advice. It should not be relied upon as such and PortfolioMetrix cannot accept any liability for loss for doing so. Any forecasts, expected future returns or expected future volatilities are not guaranteed and should not be relied upon. **The value of investments, and the income from them, can go down as well as up, and you may not recover the amount of your original investment. Past performance is not a reliable indicator of future performance.** Portfolio holdings and asset allocation can change at any time without notice. PortfolioMetrix Asset Management SA (Pty) Ltd is an Authorised Financial Services Provider in South Africa. Full calculation methodology available on request.

## INVESTOR PROFILE

- Are focused on accumulating capital or preserving purchasing power
- Prefer a moderate level of risk over higher excess returns
- Seek a mix of income and capital growth
- Have an investment time horizon of 5 years or longer

## GENERAL INFORMATION

Model Objective	To maximise the return within the mandated level of risk. Based on current projections, this portfolio is expected, but not guaranteed to, deliver Cash+ 3.6% over a 5-year rolling period.	
Platform Availability	Ninety One, Allan Gray, Glacier, Momentum, Stanlib, Prime, AIMS (Absa)	
Launch Date	3 August 2020	
Risk Score	59/100	(Based on a PortfolioMetrix risk model)
Underlying Assets	Collective Investment Schemes registered under the Collective Investment Schemes Act.	

## FEES AND FEE CLASS INFORMATION

Annual Management Fee	0.58% (excluding VAT)
Other Fees	See Wealth Explorer generated quote
Base Currency	ZAR
Distribution Policy	Accumulation
Underlying Fund Domicile	Republic of South Africa
Valuation Date	Every Business Day

## UNDERLYING CONSTITUENT FUNDS

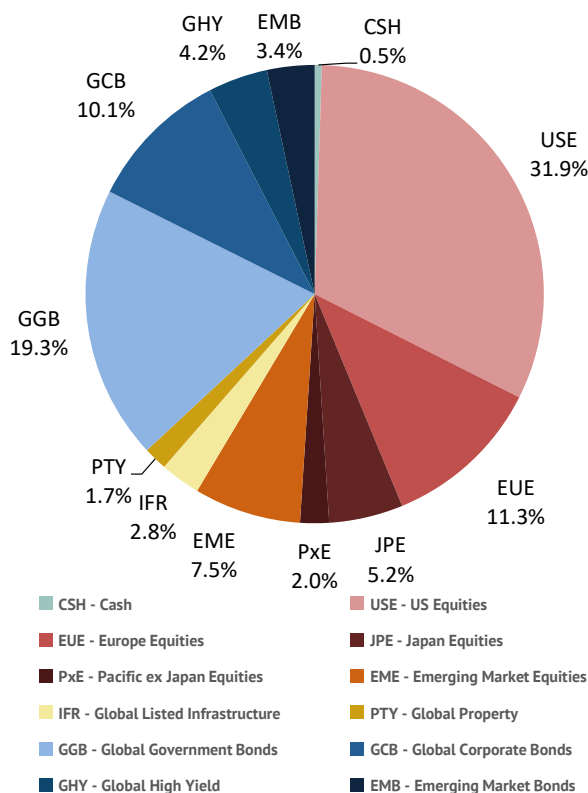
Fund Name	PortfolioMetrix BCI Global Diversified Feeder Fund
ISIN	ZAE000287678
Share Class	B1 - Acc
Fund Allocation	100.0%

## PORTFOLIOMETRIX CONTACT DETAILS

Address	Corner Main Office Park, 2 Payne Road, Bryanston, South Africa
Telephone	+27 11 448 1400
Email	info@portfoliomatrix.co.za
Website	<a href="https://www.portfoliomatrix.com/">https://www.portfoliomatrix.com/</a>

## LOOKTHROUGH TARGET ASSET ALLOCATION

Asset allocation is the primary driver of risk in the portfolio – it is also the primary driver of returns. In this portfolio, the risk-reducing benefits of diversification allow for a significant inclusion of growth assets, whilst still maintaining a moderate risk profile.



## PORTFOLIO MANAGER

### Philip Bradford, CFA

Philip Bradford is a multiple-award winning fund manager with over 21 years' experience in investment management, which includes global asset allocation and fixed-interest trading and portfolio management. Philip is a CFA® charterholder, past-president of the CFA Society South Africa and the Head of Investments for PortfolioMetrix in SA.

## INVESTMENT TEAM

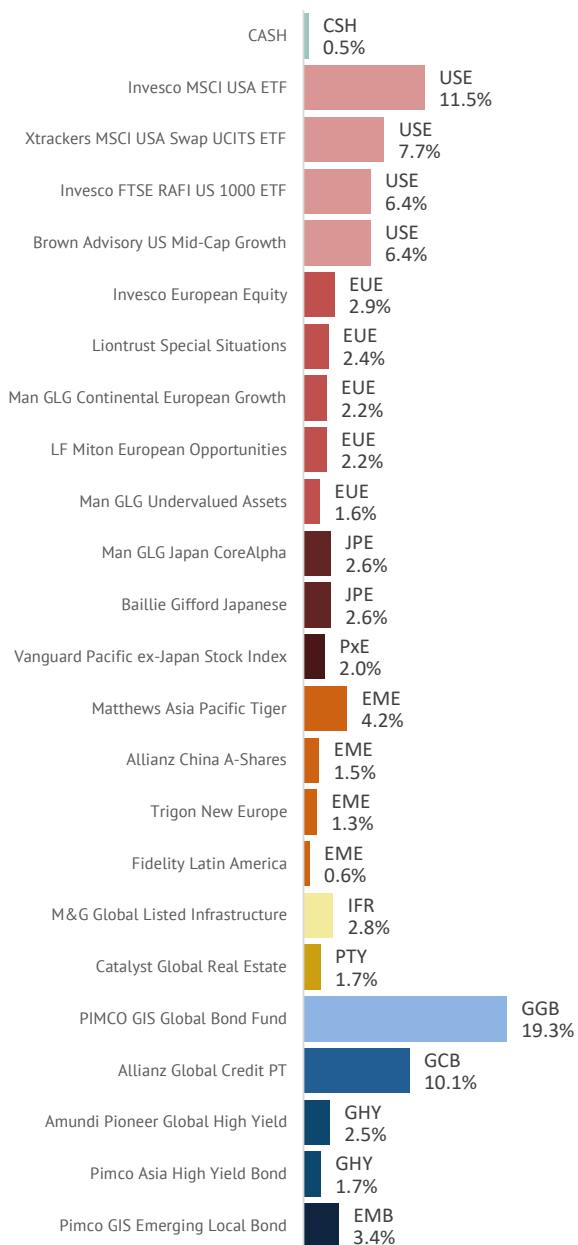
Brandon Zietsman, CAIA, CFA	Liam Dawson, CFA, CAIA
Mike Roberts, CFA	Oliver Jones, BSc Hons
Nic Spicer, FFA, CFA	Riccardo Peretti, CFA
Brendan de Jongh, CFP, CFA, CAIA	Taahir Ramchandra, BCom Hons
Philip Wellington, CFA	Chloe Tang, BSc Hons
Russell Brown, MSc	

## DISCLAIMER

This document is only for professional financial advisers, their clients and their prospective clients. The information given here is for information purposes only and is not intended to constitute financial, legal, tax, investment or other professional advice. It should not be relied upon as such and PortfolioMetrix cannot accept any liability for loss for doing so. Any forecasts, expected future returns or expected future volatilities are not guaranteed and should not be relied upon. **The value of investments, and the income from them, can go down as well as up, and you may not recover the amount of your original investment. Past performance is not a reliable indicator of future performance.** Portfolio holdings and asset allocation can change at any time without notice. PortfolioMetrix Asset Management SA (Pty) Ltd is an Authorised Financial Services Provider in South Africa. Full calculation methodology available on request.

## LOOKTHROUGH FUND ALLOCATIONS

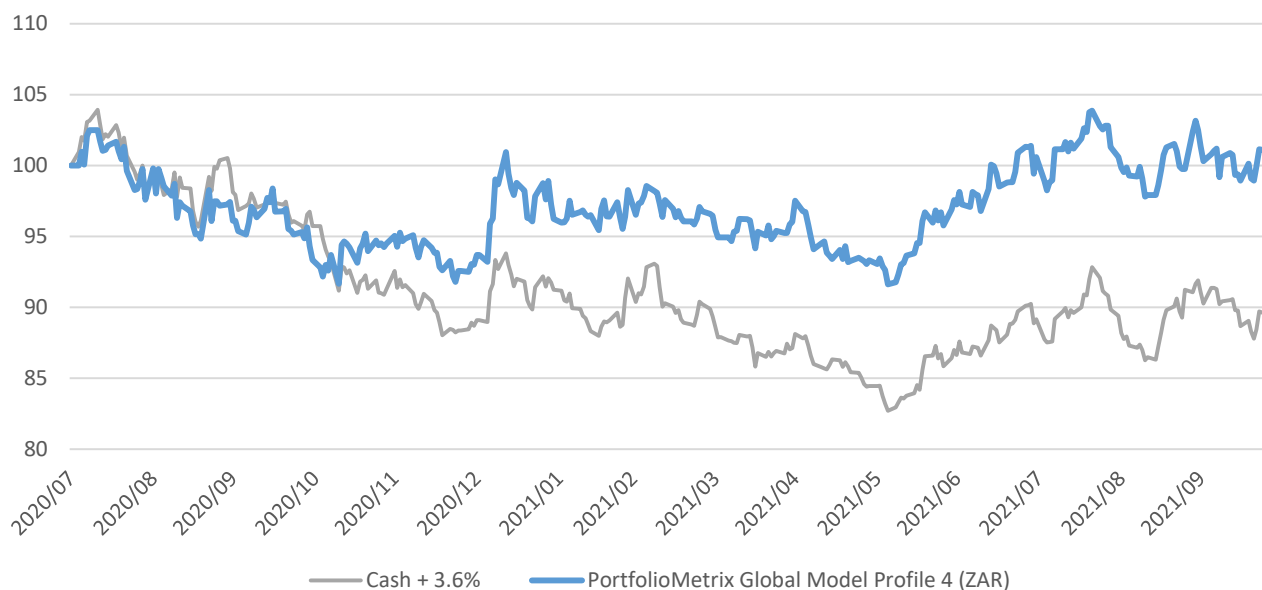
Unless denoted otherwise the target underlying funds are held within locally domiciled global funds managed by PortfolioMetrix. These underlying funds are selected based on a rigorous quantitative (numbers) and qualitative (judgement) process. Typically, funds are selected that are specific to an asset class, although flexible funds may be used when appropriate. The current profile target weights are indicated in the chart below, although these will be varied by the investment committee as circumstances dictate.



## PortfolioMetrix Global Model Profile 4 (ZAR)

OCTOBER 2021

## PERFORMANCE



	Rolling Period Returns*							Calendar Year Returns						Since Inception*		
	1 Mth	3 Mth	6 Mth	YTD	1 Yr	3 Yr	5 Yr	2020	2019	2018	2017	2016	2015	Cum.	Ann.*	Risk
Profile 4	3.1%	3.9%	7.2%	11.6%	12.0%	--	--	--	--	--	--	--	--	4.5%	3.6%	12.2%
Cash + 3.6%	1.2%	3.4%	4.6%	3.5%	-3.7%	--	--	--	--	--	--	--	--	-7.8%	-6.3%	12.0%
Relative Return	1.9%	0.5%	2.6%	8.1%	15.7%	--	--	--	--	--	--	--	--	12.3%	9.9%	

## METHODOLOGY

Returns are annualised when the measurement period is greater than one year (except if stated otherwise) and risk is calculated by using the weekly standard deviation of returns, annualised. The cash basis for the benchmark is determined by the International Monetary Fund's Special Drawing Rights (SDR), estimating a representative global cash benchmark. The performance of the profiles are based on the Blended CIS methodology (Interpolated Solution). Full calculation methodology available on request.

## DISCLAIMER

This document is only for professional financial advisers, their clients and their prospective clients. The information given here is for information purposes only and is not intended to constitute financial, legal, tax, investment or other professional advice. It should not be relied upon as such and PortfolioMetrix cannot accept any liability for loss for doing so. Any forecasts, expected future returns or expected future volatilities are not guaranteed and should not be relied upon. The value of investments, and the income from them, can go down as well as up, and you may not recover the amount of your original investment. Past performance is not a reliable indicator of future performance. Portfolio holdings and asset allocation can change at any time without notice. PortfolioMetrix Asset Management Ltd is authorised and regulated by the Financial Conduct Authority (FCA) in the United Kingdom. PortfolioMetrix Asset Management SA (Pty) Ltd is an Authorised Financial Services Provider in South Africa. Full calculation methodology available on request.

## PortfolioMetrix Global Model Profile 3 (ZAR)

OCTOBER 2021

## PORTFOLIO CHARACTERISTICS

This portfolio has a global mandate that seeks to provide medium to long-term growth in capital and income whilst only assuming a moderate degree of risk in a global basket of currencies. It sits slightly below the mid-point of the range and invests in a healthy blend of assets, currencies and managers. Careful diversification and risk management allow for a reasonable weight in growth assets, making it the ideal vehicle for both wealth accumulation and preservation over time, without excessive exposure to market volatility.

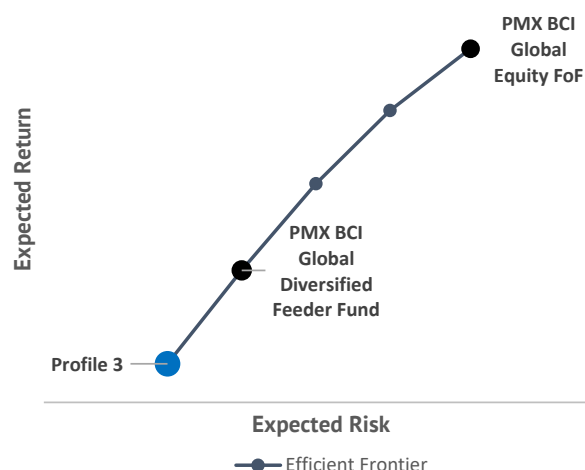
The portfolio is truly global and is well diversified across asset classes, regions, currencies and underlying funds. It is expected to generate solid long-term returns without taking excessive risk. However, uncertainty is an intrinsic factor in wealth accumulation and the preservation of real capital. Investors need to be able to demonstrate composure in the face of volatile markets.

## SALIENT FEATURES

This product set has been created using South African domiciled Collective Investment Schemes (CIS) denominated in South African rands. However, these funds are mandated to invest a minimum amount of 80% in markets outside of South Africa in their respective currencies. Given this, the risks applicable to investors entail the following:

- Currency risk reflected particularly in converting foreign currency into rands
- Global Equity market risk
- Global Bond market risk
- Emerging market risk as it relates to exposure outside of South Africa (SA)
- Jurisdictional, political and economic risk of countries outside of SA

## EFFICIENT FRONTIER



## DISCLAIMER

This document is only for professional financial advisers, their clients and their prospective clients. The information given here is for information purposes only and is not intended to constitute financial, legal, tax, investment or other professional advice. It should not be relied upon as such and PortfolioMetrix cannot accept any liability for loss for doing so. Any forecasts, expected future returns or expected future volatilities are not guaranteed and should not be relied upon. **The value of investments, and the income from them, can go down as well as up, and you may not recover the amount of your original investment. Past performance is not a reliable indicator of future performance.** Portfolio holdings and asset allocation can change at any time without notice. PortfolioMetrix Asset Management SA (Pty) Ltd is an Authorised Financial Services Provider in South Africa. Full calculation methodology available on request.

## INVESTOR PROFILE

- Are focused on accumulating capital or preserving purchasing power
- Prefer a moderate level of risk over higher excess returns
- Seek a mix of income and capital growth
- Have an investment time horizon of 5 years or longer

## GENERAL INFORMATION

Model Objective	To maximise the return within the mandated level of risk. Based on current projections, this portfolio is expected, but not guaranteed to, deliver Cash+ 3.1% over a 5-year rolling period.	
Platform Availability	Ninety One, Allan Gray, Glacier, Momentum, Stanlib, Prime, AIMS (Absa)	
Launch Date	3 August 2020	
Risk Score	<b>46/100</b>	(Based on a PortfolioMetrix risk model)
Underlying Assets	Collective Investment Schemes registered under the Collective Investment Schemes Act.	

## FEES AND FEE CLASS INFORMATION

Annual Management Fee	0.56% (excluding VAT)
Other Fees	See Wealth Explorer generated quote
Base Currency	ZAR
Distribution Policy	Accumulation
Underlying Fund Domicile	Republic of South Africa
Valuation Date	Every Business Day

## UNDERLYING CONSTITUENT FUNDS

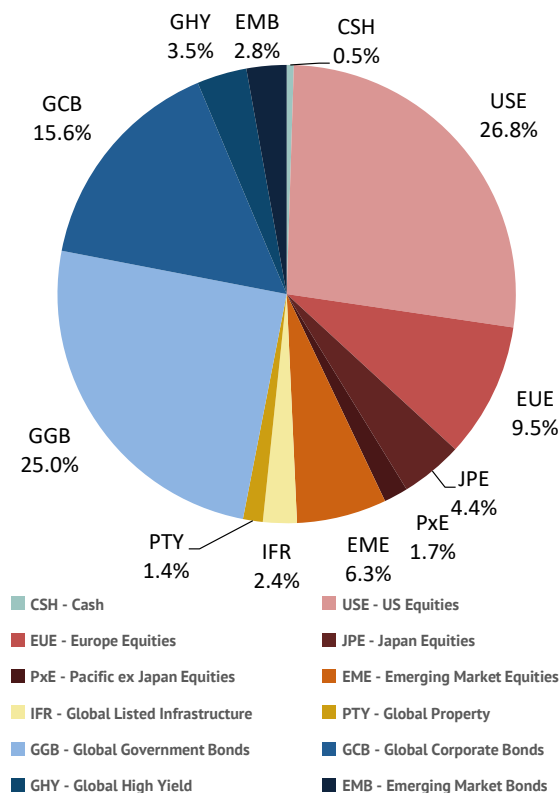
Fund Name	PortfolioMetrix BCI Global Bond FoF	PortfolioMetrix BCI Global Diversified Feeder Fund
ISIN	ZAE000280764	ZAE000287678
Share Class	A - Acc	B1 - Acc
Fund Allocation	16.0%	84.0%

## PORTFOLIOMETRIX CONTACT DETAILS

Address	Corner Main Office Park, 2 Payne Road, Bryanston, South Africa
Telephone	+27 11 448 1400
Email	info@portfoliomatrix.co.za
Website	<a href="https://www.portfoliomatrix.com/">https://www.portfoliomatrix.com/</a>

## LOOKTHROUGH TARGET ASSET ALLOCATION

Asset allocation is the primary driver of risk in the portfolio – it is also the primary driver of returns. In this portfolio, the risk-reducing benefits of diversification allow for a significant inclusion of growth assets, whilst still maintaining a moderate risk profile.



## PORTFOLIO MANAGER

### Philip Bradford, CFA

Philip Bradford is a multiple-award winning fund manager with over 21 years' experience in investment management, which includes global asset allocation and fixed-interest trading and portfolio management. Philip is a CFA® charterholder, past-president of the CFA Society South Africa and the Head of Investments for PortfolioMetrix in SA.

## INVESTMENT TEAM

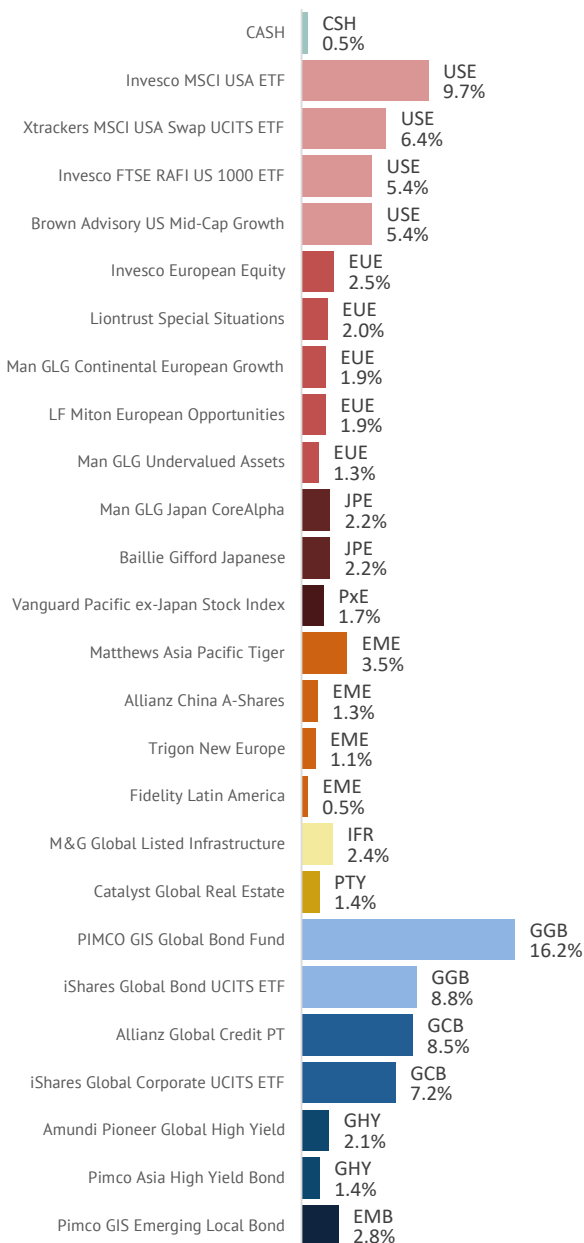
Brandon Zietsman, CAIA, CFA	Liam Dawson, CFA, CAIA
Mike Roberts, CFA	Oliver Jones, BSc Hons
Nic Spicer, FFA, CFA	Riccardo Peretti, CFA
Brendan de Jongh, CFP, CFA, CAIA	Taahir Ramchandra, BCom Hons
Philip Wellington, CFA	Chloe Tang, BSc Hons
Russell Brown, MSc	

## DISCLAIMER

This document is only for professional financial advisers, their clients and their prospective clients. The information given here is for information purposes only and is not intended to constitute financial, legal, tax, investment or other professional advice. It should not be relied upon as such and PortfolioMetrix cannot accept any liability for loss for doing so. Any forecasts, expected future returns or expected future volatilities are not guaranteed and should not be relied upon. **The value of investments, and the income from them, can go down as well as up, and you may not recover the amount of your original investment. Past performance is not a reliable indicator of future performance.** Portfolio holdings and asset allocation can change at any time without notice. PortfolioMetrix Asset Management SA (Pty) Ltd is an Authorised Financial Services Provider in South Africa. Full calculation methodology available on request.

## LOOKTHROUGH FUND ALLOCATIONS

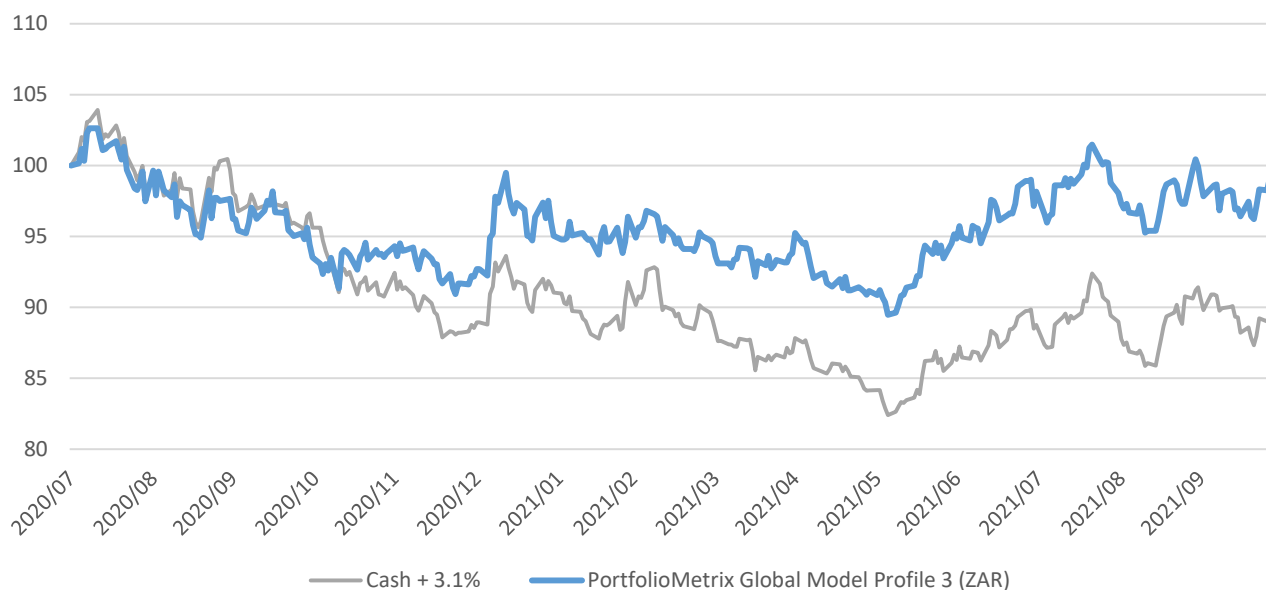
Unless denoted otherwise the target underlying funds are held within locally domiciled global funds managed by PortfolioMetrix. These underlying funds are selected based on a rigorous quantitative (numbers) and qualitative (judgement) process. Typically, funds are selected that are specific to an asset class, although flexible funds may be used when appropriate. The current profile target weights are indicated in the chart below, although these will be varied by the investment committee as circumstances dictate.



## PortfolioMetrix Global Model Profile 3 (ZAR)

OCTOBER 2021

## PERFORMANCE



	Rolling Period Returns*							Calendar Year Returns						Since Inception*		
	1 Mth	3 Mth	6 Mth	YTD	1 Yr	3 Yr	5 Yr	2020	2019	2018	2017	2016	2015	Cum.	Ann.*	Risk
Profile 3	2.8%	3.5%	6.7%	9.6%	8.6%	--	--	--	--	--	--	--	--	1.6%	1.3%	12.0%
Cash + 3.1%	1.2%	3.3%	4.4%	3.1%	-4.1%	--	--	--	--	--	--	--	--	-8.3%	-6.7%	12.0%
Relative Return	1.6%	0.2%	2.3%	6.5%	12.7%	--	--	--	--	--	--	--	--	9.9%	8.0%	

## METHODOLOGY

Returns are annualised when the measurement period is greater than one year (except if stated otherwise) and risk is calculated by using the weekly standard deviation of returns, annualised. The cash basis for the benchmark is determined by the International Monetary Fund's Special Drawing Rights (SDR), estimating a representative global cash benchmark. The performance of the profiles are based on the Blended CIS methodology (Interpolated Solution). Full calculation methodology available on request.

## DISCLAIMER

This document is only for professional financial advisers, their clients and their prospective clients. The information given here is for information purposes only and is not intended to constitute financial, legal, tax, investment or other professional advice. It should not be relied upon as such and PortfolioMetrix cannot accept any liability for loss for doing so. Any forecasts, expected future returns or expected future volatilities are not guaranteed and should not be relied upon. The value of investments, and the income from them, can go down as well as up, and you may not recover the amount of your original investment. Past performance is not a reliable indicator of future performance. Portfolio holdings and asset allocation can change at any time without notice. PortfolioMetrix Asset Management Ltd is authorised and regulated by the Financial Conduct Authority (FCA) in the United Kingdom. PortfolioMetrix Asset Management SA (Pty) Ltd is an Authorised Financial Services Provider in South Africa. Full calculation methodology available on request.



## PortfolioMetrix UCITS - GPS Profile 7 (USD)

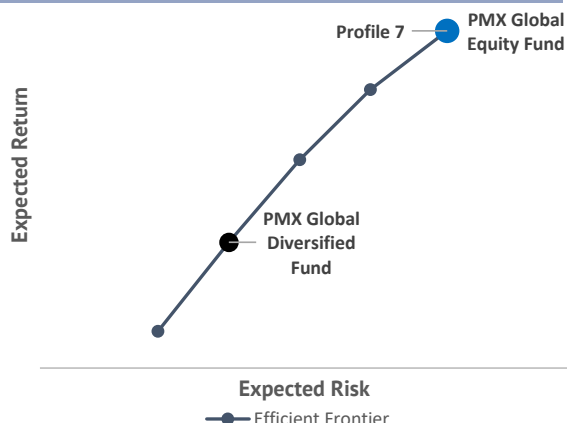
OCTOBER 2021

## PORTFOLIO CHARACTERISTICS

The Equity fund emphasises longer-term growth in capital whilst accepting a higher degree of risk. Within the range, the fund sits at the top end of the risk spectrum and invests predominantly in growth assets. Careful diversification still allows for a significant degree of risk management, making it the ideal vehicle for long-term wealth accumulation at the cost of more volatile returns.

Experience has shown that mandates such as these have performed materially better than global cash and bonds, highlighting that taking risk is a critical factor in achieving returns. However, investors need to be aware that, even with diversification, this portfolio may produce negative returns for even sustained periods and that investors need to demonstrate composure in the face of volatile markets. Although the portfolio is built to remain well diversified, there may be a bias to base currency to the extent that underlying funds are hedged back to base currency.

## EFFICIENT FRONTIER



## UCITS REGULATORY DISCLOSURE

The PortfolioMetrix Global Equity Fund is authorised by the Central Bank of Ireland as sub-funds of Prescient Global Funds ICAV, an umbrella investment company with segregated liability between sub-funds, pursuant to the European Communities (Undertakings for Collective Investment in Transferable Securities) Regulations 2011, as amended. Authorisation of the PortfolioMetrix Global Equity Fund by the Central Bank of Ireland is not an endorsement or guarantee nor is the Central Bank of Ireland responsible for the contents of the prospectus. Authorisation by the Central Bank of Ireland shall not constitute a warranty as to the performance of the PortfolioMetrix Global Equity Fund and the Central Bank of Ireland shall not be liable for the performance or default of the portfolio.

No warranty or representation is given as to the accuracy or completeness of this document and the Central Bank of Ireland shall not be liable for the performance or default of the portfolio. Prospective investors should consult a stockbroker, bank manager, solicitor, accountant, financial adviser or their professional advisers accordingly. Shares in the PortfolioMetrix Global Equity Fund cannot be offered in any jurisdiction in which such offer is not authorised or registered.

Copies of the prospectus and the Key Investor Information Documents are available from PortfolioMetrix Asset Management Ltd.

## DISCLAIMER

This document is only for professional financial advisers, their clients and their prospective clients. The information given here is for information purposes only and is not intended to constitute financial, legal, tax, investment or other professional advice. It should not be relied upon as such and PortfolioMetrix cannot accept any liability for loss for doing so. Any forecasts, expected future returns or expected future volatilities are not guaranteed and should not be relied upon. The value of investments, and the income from them, can go down as well as up, and you may not recover the amount of your original investment. Past performance is not a reliable indicator of future performance. Portfolio holdings and asset allocation can change at any time without notice. PortfolioMetrix Asset Management Ltd is authorised and regulated by the Financial Conduct Authority (FCA) in the United Kingdom. PortfolioMetrix Asset Management SA (Pty) Ltd is an Authorised Financial Services Provider in South Africa. Full calculation methodology available on request.

## INVESTOR PROFILE

- Are focussed on maximising returns
- Are prepared to accept a higher level of risk
- Prefer capital growth over income
- Have an investment time horizon of 7 years or longer

## GENERAL INFORMATION

Objective	To maximise the return within the mandated level of risk. Based on current projections, this portfolio is expected, but not guaranteed to, deliver Cash+ 5% over a 7-year rolling period.	
Minimum Investment	Platform Dependent	
Launch Date	31 January 2019	
Risk Score	100/100	(Based on a PortfolioMetrix risk model)
Underlying Assets	UCITS funds, as prescribed by the regulatory framework of the European Commission	

## FEES AND FEE CLASS INFORMATION

Annual Management Fee	0.69% (including VAT)
Ongoing Charge (OCF)	1.15%
Base Currency	USD
Distribution Policy	Accumulation
Underlying Fund Domicile	Republic of Ireland
Valuation Date	Every Irish Business Day

\*OCF is calculated as the combination of management fees and underlying fund fees

## UNDERLYING CONSTITUENT FUNDS

Fund Name	PortfolioMetrix Global Equity Fund
ISIN	IE00BHZSKS52
Share Class	B - Acc
Fund Allocation*	98.0%

\* There is a 2% USD cash allocation at the account level

## PORTFOLIOMETRIX CONTACT DETAILS

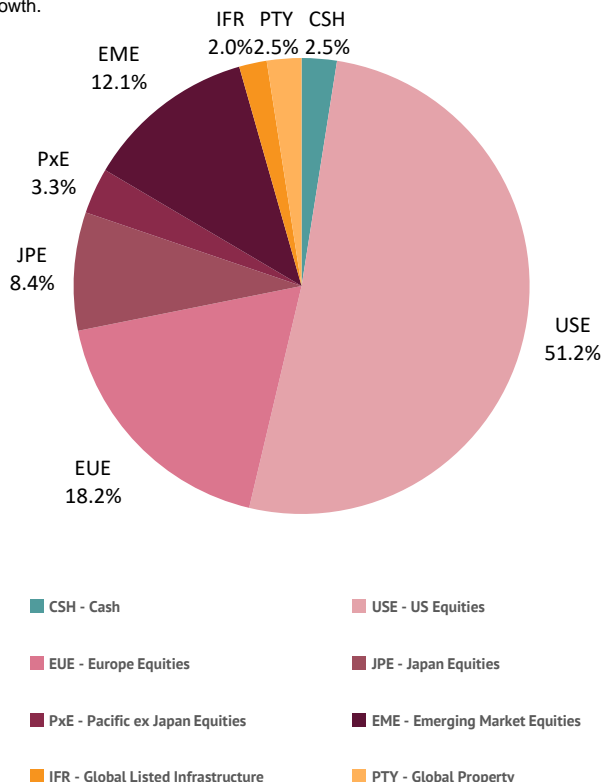
Address	Ground Floor, 66 Buckingham Gate, London, SW1E 6AU	Corner Main Office Park, 2 Payne Road, Bryanston, South Africa
Telephone	+44 207 965 7533	+27 10 448 1400
Email	info@portfoliomatrix.co.uk	info@portfoliomatrix.co.za
Website	https://www.portfoliomatrix.com/	

## PortfolioMetrix UCITS - GPS Profile 7 (USD)

OCTOBER 2021

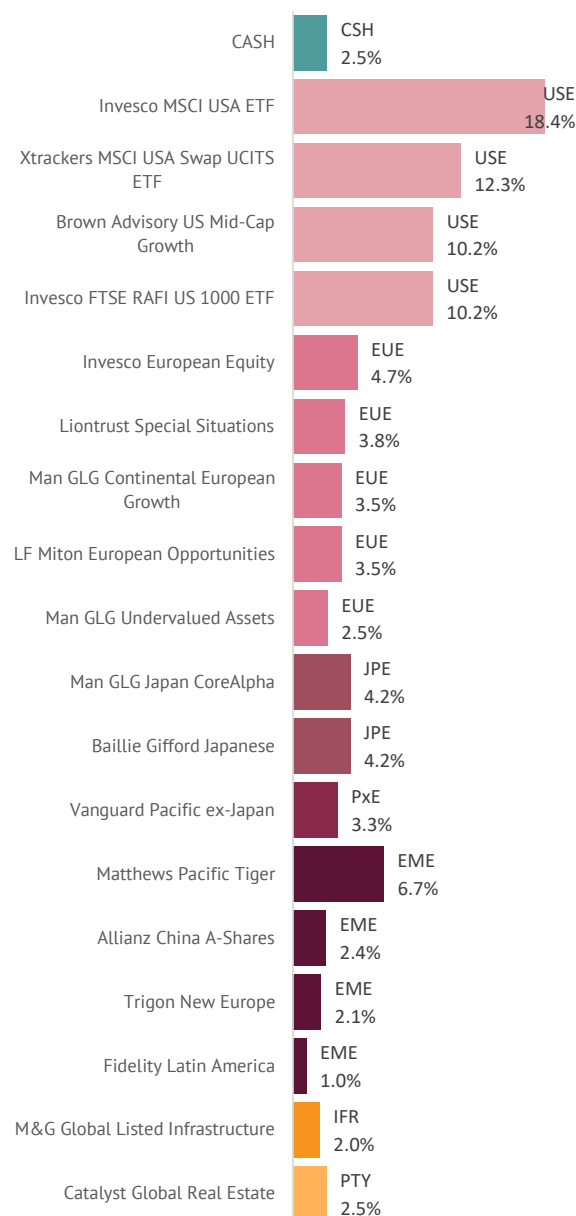
## LOOKTHROUGH TARGET ASSET ALLOCATION

Asset allocation is the primary driver of risk in the fund – it is also the primary driver of returns. In this fund, the benefits of diversification allow for a significant reduction in overall portfolio risk relative to the riskiness of the individual underlying assets; without compromising the ability to generate growth.



## LOOKTHROUGH FUND ALLOCATIONS

Unless denoted otherwise the target underlying funds are held within UCITS funds managed by PortfolioMetrix. These underlying funds are selected based on a rigorous quantitative (numbers) and qualitative (judgement) process. Typically, funds are selected that are specific to an asset class, although flexible funds may be used when appropriate. The current profile target weights are indicated in the chart below, although these will be varied by the investment committee as circumstances dictate.



## PORTFOLIO MANAGER

## Philip Bradford, CFA

Philip Bradford is a multiple-award winning fund manager with over 21 years' experience in investment management, which includes global asset allocation and fixed-interest trading and portfolio management. Philip is a CFA® charterholder, past-president of the CFA Society South Africa and the Head of Investments for PortfolioMetrix in SA.

## INVESTMENT TEAM

Brandon Zietsman, CAIA, CFA	Liam Dawson, CFA, CAIA
Mike Roberts, CFA	Oliver Jones, BSc Hons
Nic Spicer, FFA CFA	Riccardo Peretti, CFA
Brendan de Jongh, CFP, CFA, CAIA	Taahir Ramchandra, BCom Hons
Philip Wellington, CFA	Chloe Tang, BSc Hons
Russell Brown, MSc	

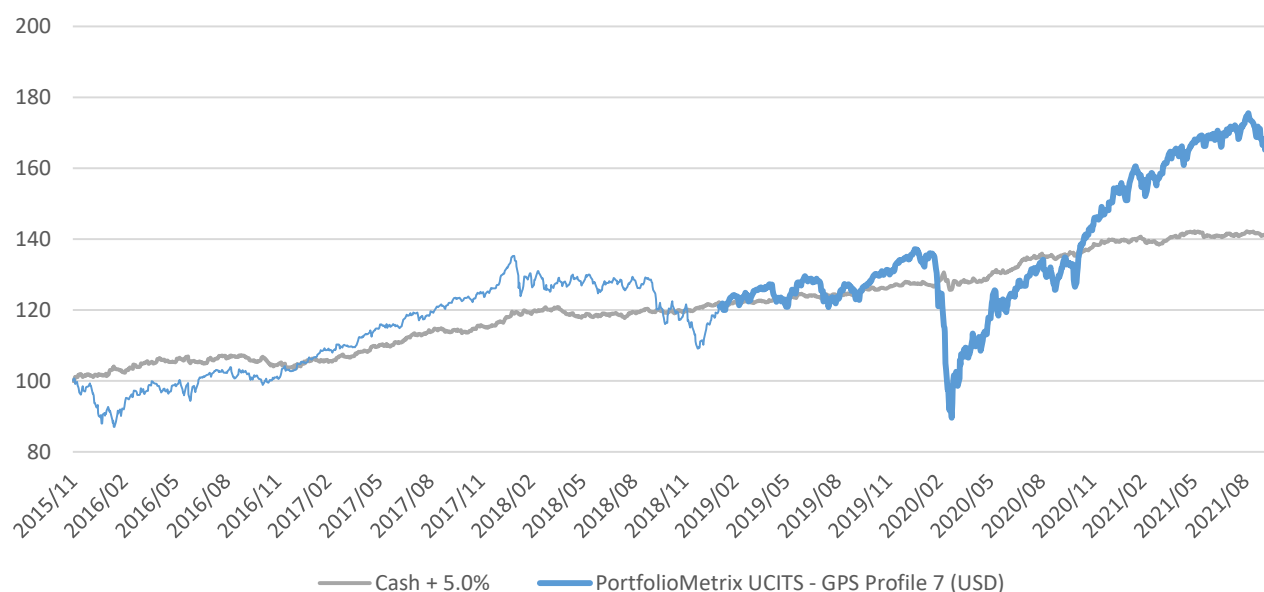
## DISCLAIMER

This document is only for professional financial advisers, their clients and their prospective clients. The information given here is for information purposes only and is not intended to constitute financial, legal, tax, investment or other professional advice. It should not be relied upon as such and PortfolioMetrix cannot accept any liability for loss for doing so. Any forecasts, expected future returns or expected future volatilities are not guaranteed and should not be relied upon. The value of investments, and the income from them, can go down as well as up, and you may not recover the amount of your original investment. Past performance is not a reliable indicator of future performance. Portfolio holdings and asset allocation can change at any time without notice. PortfolioMetrix Asset Management Ltd is authorised and regulated by the Financial Conduct Authority (FCA) in the United Kingdom. PortfolioMetrix Asset Management SA (Pty) Ltd is an Authorised Financial Services Provider in South Africa. Full calculation methodology available on request.

## PortfolioMetrix UCITS - GPS Profile 7 (USD)

OCTOBER 2021

## PERFORMANCE



	Rolling Period Returns*							Calendar Year Returns						Since Inception*		
	1 Mth	3 Mth	6 Mth	YTD	1 Yr	3 Yr	5 Yr	2020	2019	2018	2017	2016	2015	Cum.	Ann.*	Risk
PMX Profile 7	3.4%	2.2%	5.8%	15.5%	37.2%	13.7%	11.6%	11.7%	20.8%	-12.3%	23.3%	4.4%	--	73.7%	9.7%	15.9%
Cash + 5.0%	0.3%	-0.1%	0.5%	1.1%	4.3%	5.8%	6.0%	9.2%	5.8%	3.8%	11.6%	2.9%	--	41.3%	6.0%	3.6%
Relative Return	3.1%	2.4%	5.3%	14.4%	32.9%	7.8%	5.6%	2.5%	15.0%	-16.2%	11.7%	1.6%	--	32.5%	3.8%	

## METHODOLOGY

Returns are annualised when the measurement period is greater than one year (except if stated otherwise) and risk is calculated by using the daily standard deviation of returns, annualised. The cash basis for the benchmark is determined by the International Monetary Fund's Special Drawing Rights (SDR), estimating a representative global cash benchmark. The performance composite of the profile is compiled from two sources, the first contributes performance from inception to 31/01/2019 and was based on fully investable model portfolios made available at Capital International Group - this can be clearly identified in the performance chart as a thin-weight blue time series. Thereafter the performance is based on the Blended UCITS methodology (Interpolated Solution), as identified by a thick-weight blue time series. Full calculation methodology available on request.

## DISCLAIMER

This document is only for professional financial advisers, their clients and their prospective clients. The information given here is for information purposes only and is not intended to constitute financial, legal, tax, investment or other professional advice. It should not be relied upon as such and PortfolioMetrix cannot accept any liability for loss for doing so. Any forecasts, expected future returns or expected future volatilities are not guaranteed and should not be relied upon. The value of investments, and the income from them, can go down as well as up, and you may not recover the amount of your original investment. Past performance is not a reliable indicator of future performance. Portfolio holdings and asset allocation can change at any time without notice. PortfolioMetrix Asset Management Ltd is authorised and regulated by the Financial Conduct Authority (FCA) in the United Kingdom. PortfolioMetrix Asset Management SA (Pty) Ltd is an Authorised Financial Services Provider in South Africa. Full calculation methodology available on request.

## PortfolioMetrix UCITS - GPS Profile 6 (USD)

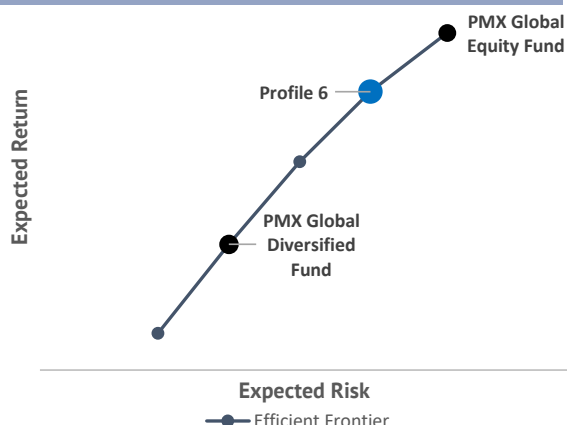
OCTOBER 2021

## PORTFOLIO CHARACTERISTICS

This portfolio has a global mandate that emphasises medium to longer-term growth of capital and income. Whilst on the slightly higher end of the risk spectrum, there remains a significant degree of focus on diversification and risk management, making it the ideal vehicle for wealth accumulation without excessive exposure to market volatility.

The portfolio is truly global and is well diversified across both asset classes, regions and funds. There is a bias towards growth assets which is expected to generate attractive returns over the long term. Nevertheless, investors need to be able to demonstrate composure in the face of volatile markets. Although the portfolio is built to remain well diversified, there may be a bias to base currency to the extent that underlying funds are hedged back to base currency.

## EFFICIENT FRONTIER



## UCITS REGULATORY DISCLOSURE

The PortfolioMetrix Global Diversified and Global Equity Funds are authorised by the Central Bank of Ireland as sub-funds of Prescient Global Funds ICAV, an umbrella investment company with segregated liability between sub-funds, pursuant to the European Communities (Undertakings for Collective Investment in Transferable Securities) Regulations 2011, as amended. Authorisation of the PortfolioMetrix Global Diversified and Global Equity Fund by the Central Bank of Ireland is not an endorsement or guarantee nor is the Central Bank of Ireland responsible for the contents of the prospectus. Authorisation by the Central Bank of Ireland shall not constitute a warranty as to the performance of the PortfolioMetrix Global Diversified and Global Equity Fund and the Central Bank of Ireland shall not be liable for the performance or default of the portfolio.

No warranty or representation is given as to the accuracy or completeness of this document and the Central Bank of Ireland shall not be liable for the performance or default of the portfolio. Prospective investors should consult a stockbroker, bank manager, solicitor, accountant, financial adviser or their professional advisers accordingly. Shares in the PortfolioMetrix Global Diversified and Global Equity Funds cannot be offered in any jurisdiction in which such offer is not authorised or registered.

Copies of the prospectus and the Key Investor Information Documents are available from PortfolioMetrix Asset Management Ltd.

## DISCLAIMER

This document is only for professional financial advisers, their clients and their prospective clients. The information given here is for information purposes only and is not intended to constitute financial, legal, tax, investment or other professional advice. It should not be relied upon as such and PortfolioMetrix cannot accept any liability for loss for doing so. Any forecasts, expected future returns or expected future volatilities are not guaranteed and should not be relied upon. The value of investments, and the income from them, can go down as well as up, and you may not recover the amount of your original investment. Past performance is not a reliable indicator of future performance. Portfolio holdings and asset allocation can change at any time without notice. PortfolioMetrix Asset Management Ltd is authorised and regulated by the Financial Conduct Authority (FCA) in the United Kingdom. PortfolioMetrix Asset Management SA (Pty) Ltd is an Authorised Financial Services Provider in South Africa. Full calculation methodology available on request.

## INVESTOR PROFILE

- Wish to accumulate capital or preserve purchasing power
- Can weather occasional periods of subdued or negative returns
- Have a preference for capital growth over income
- Have an investment time horizon of 6 years or longer

## GENERAL INFORMATION

Objective	To maximise the return within the mandated level of risk. Based on current projections, this portfolio is expected, but not guaranteed to, deliver Cash+ 4.5% over a 6-year rolling period.	
Minimum Investment	Platform Dependent	
Launch Date	31 January 2019	
Risk Score	80/100	(Based on a PortfolioMetrix risk model)
Underlying Assets	UCITS funds, as prescribed by the regulatory framework of the European Commission	

## FEES AND FEE CLASS INFORMATION

Annual Management Fee	0.69% (including VAT)
Ongoing Charge (OCF)	1.15%
Base Currency	USD
Distribution Policy	Accumulation
Underlying Fund Domicile	Republic of Ireland
Valuation Date	Every Irish Business Day

\*OCF is calculated as the combination of management fees and underlying fund fees

## UNDERLYING CONSTITUENT FUNDS

Fund Name	PortfolioMetrix Global Diversified Fund	PortfolioMetrix Global Equity Fund
ISIN	IE00BHZSHS40	IE00BHZSKS52
Share Class	B - Acc	B - Acc
Fund Allocation*	30.0%	68.0%

\* There is a 2% USD cash allocation at the account level

## PORTFOLIOMETRIX CONTACT DETAILS

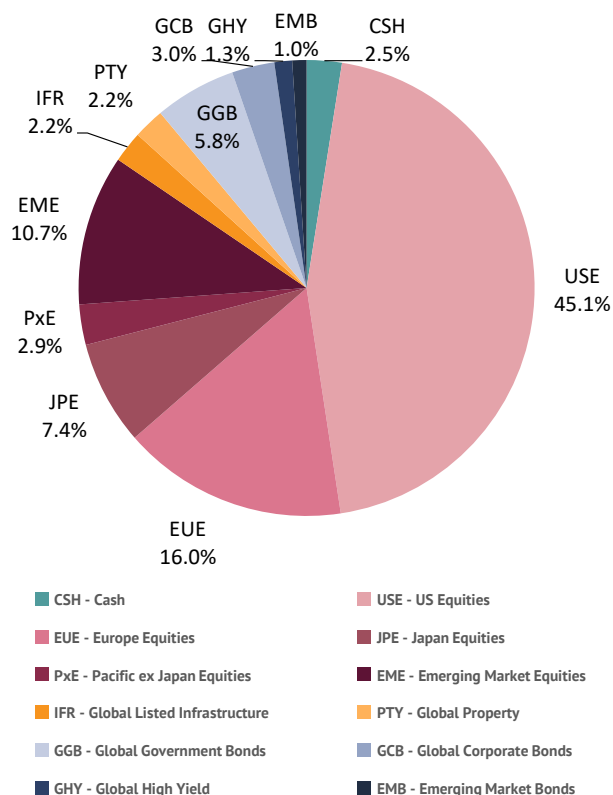
Address	Ground Floor, 66 Buckingham Gate, London, SW1E 6AU	Corner Main Office Park, 2 Payne Road, Bryanston, South Africa
Telephone	+44 207 965 7533	+27 10 448 1400
Email	info@portfoliomatrix.co.uk	info@portfoliomatrix.co.za
Website	https://www.portfoliomatrix.com/	

## PortfolioMetrix UCITS - GPS Profile 6 (USD)

OCTOBER 2021

## LOOKTHROUGH TARGET ASSET ALLOCATION

Asset allocation is the primary driver of risk in the fund – it is also the primary driver of returns. In this portfolio, there is a bias towards growth assets, tempered by the risk-reducing benefits of diversification.



## PORTFOLIO MANAGER

## Philip Bradford, CFA

Philip Bradford is a multiple-award winning fund manager with over 21 years' experience in investment management, which includes global asset allocation and fixed-interest trading and portfolio management. Philip is a CFA® charterholder, past-president of the CFA Society South Africa and the Head of Investments for PortfolioMetrix in SA.

## INVESTMENT TEAM

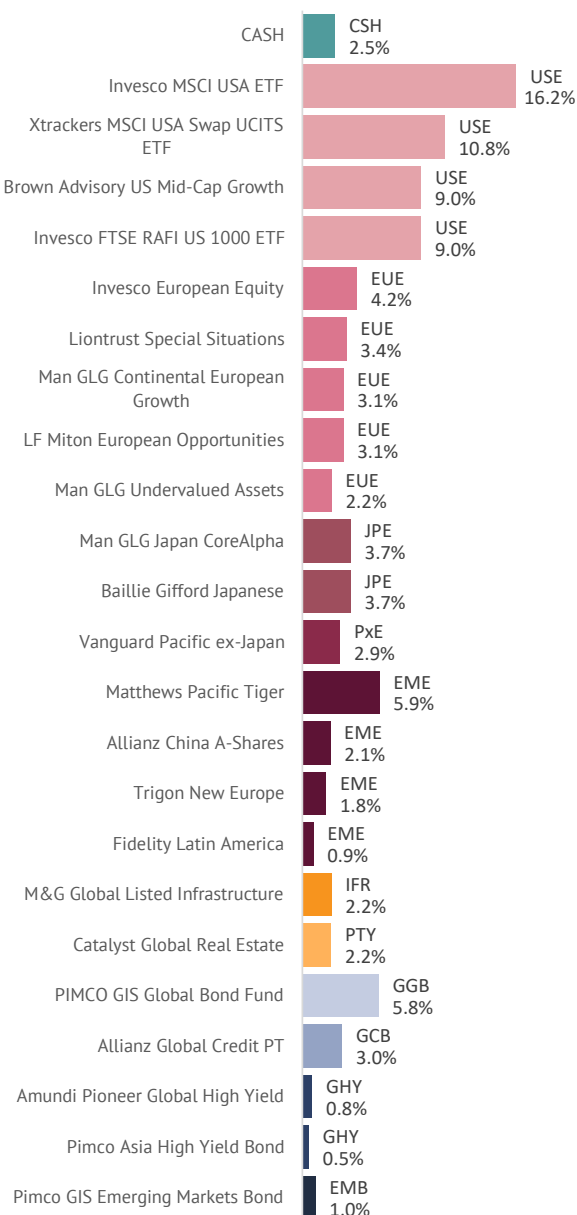
Brandon Zietsman, CAIA, CFA	Liam Dawson, CFA, CAIA
Mike Roberts, CFA	Oliver Jones, BSc Hons
Nic Spicer, FFA CFA	Riccardo Peretti, CFA
Brendan de Jongh, CFP, CFA, CAIA	Taahir Ramchandra, BCom Hons
Philip Wellington, CFA	Chloe Tang, BSc Hons
Russell Brown, MSc	

## DISCLAIMER

This document is only for professional financial advisers, their clients and their prospective clients. The information given here is for information purposes only and is not intended to constitute financial, legal, tax, investment or other professional advice. It should not be relied upon as such and PortfolioMetrix cannot accept any liability for loss for doing so. Any forecasts, expected future returns or expected future volatilities are not guaranteed and should not be relied upon. The value of investments, and the income from them, can go down as well as up, and you may not recover the amount of your original investment. Past performance is not a reliable indicator of future performance. Portfolio holdings and asset allocation can change at any time without notice. PortfolioMetrix Asset Management Ltd is authorised and regulated by the Financial Conduct Authority (FCA) in the United Kingdom. PortfolioMetrix Asset Management SA (Pty) Ltd is an Authorised Financial Services Provider in South Africa. Full calculation methodology available on request.

## LOOKTHROUGH FUND ALLOCATIONS

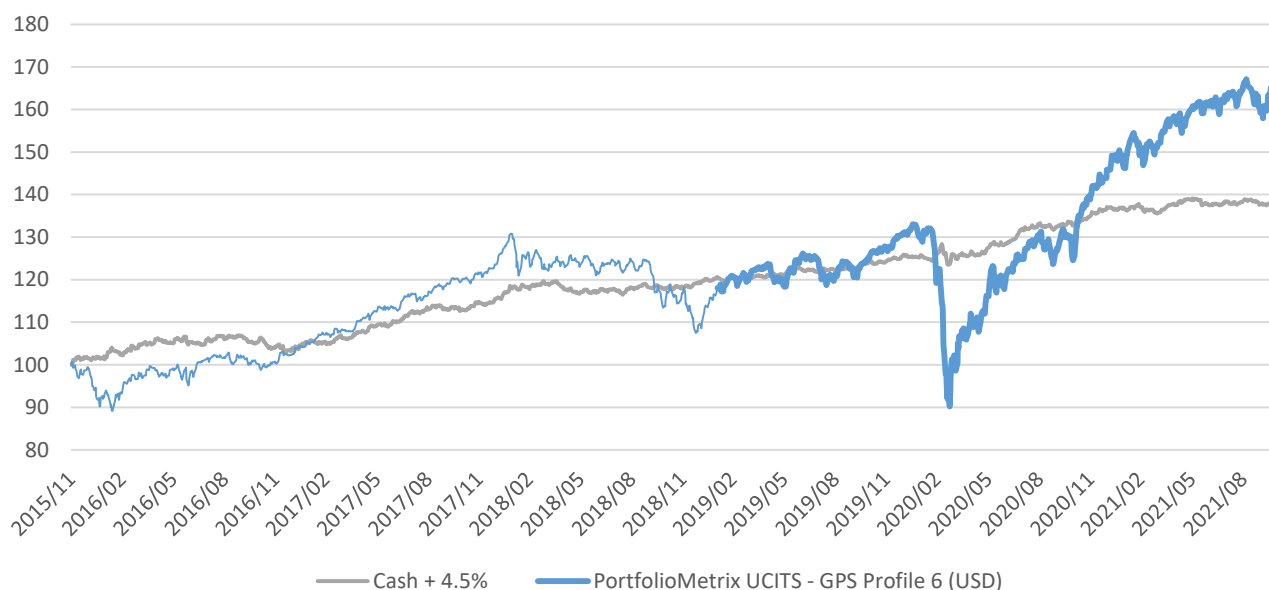
Unless denoted otherwise the target underlying funds are held within UCITS funds managed by PortfolioMetrix. These underlying funds are selected based on a rigorous quantitative (numbers) and qualitative (judgement) process. Typically, funds are selected that are specific to an asset class, although flexible funds may be used when appropriate. The current profile target weights are indicated in the chart below, although these will be varied by the investment committee as circumstances dictate.



## PortfolioMetrix UCITS - GPS Profile 6 (USD)

OCTOBER 2021

## PERFORMANCE



	Rolling Period Returns*							Calendar Year Returns						Since Inception*		
	1 Mth	3 Mth	6 Mth	YTD	1 Yr	3 Yr	5 Yr	2020	2019	2018	2017	2016	2015	Cum.	Ann.*	Risk
PMX Profile 6	3.0%	1.7%	5.0%	13.2%	32.6%	12.7%	10.5%	11.5%	19.4%	-11.3%	20.6%	3.5%	--	65.2%	8.8%	14.3%
Cash + 4.5%	0.3%	-0.2%	0.3%	0.8%	3.9%	5.4%	5.5%	8.8%	5.4%	3.4%	11.1%	2.5%	--	37.9%	5.6%	3.6%
Relative Return	2.7%	2.0%	4.7%	12.4%	28.7%	7.3%	5.0%	2.8%	14.0%	-14.8%	9.5%	1.1%	--	27.2%	3.2%	

## METHODOLOGY

Returns are annualised when the measurement period is greater than one year (except if stated otherwise) and risk is calculated by using the daily standard deviation of returns, annualised. The cash basis for the benchmark is determined by the International Monetary Fund's Special Drawing Rights (SDR), estimating a representative global cash benchmark. The performance composite of the profile is compiled from two sources, the first contributes performance from inception to 31/01/2019 and was based on fully investable model portfolios made available at Capital International Group - this can be clearly identified in the performance chart as a thin-weight blue time series. Thereafter the performance is based on the Blended UCITS methodology (Interpolated Solution), as identified by a thick-weight blue time series. Full calculation methodology available on request.

## DISCLAIMER

This document is only for professional financial advisers, their clients and their prospective clients. The information given here is for information purposes only and is not intended to constitute financial, legal, tax, investment or other professional advice. It should not be relied upon as such and PortfolioMetrix cannot accept any liability for loss for doing so. Any forecasts, expected future returns or expected future volatilities are not guaranteed and should not be relied upon. The value of investments, and the income from them, can go down as well as up, and you may not recover the amount of your original investment. Past performance is not a reliable indicator of future performance. Portfolio holdings and asset allocation can change at any time without notice. PortfolioMetrix Asset Management Ltd is authorised and regulated by the Financial Conduct Authority (FCA) in the United Kingdom. PortfolioMetrix Asset Management SA (Pty) Ltd is an Authorised Financial Services Provider in South Africa. Full calculation methodology available on request.

## PortfolioMetrix UCITS - GPS Profile 5 (USD)

OCTOBER 2021

## PORTFOLIO CHARACTERISTICS

This portfolio has a global mandate that emphasises medium to longer-term growth of capital and income. Whilst on the slightly higher end of the risk spectrum, there remains a significant degree of focus on diversification and risk management, making it the ideal vehicle for wealth accumulation without excessive exposure to market volatility.

The portfolio is truly global and is well diversified across both asset classes, regions and funds. There is a bias towards growth assets which is expected to generate attractive returns over the long term. Nevertheless, investors need to be able to demonstrate composure in the face of volatile markets. Although the portfolio is built to remain well diversified, there may be a bias to base currency to the extent that underlying funds are hedged back to base currency.

## EFFICIENT FRONTIER



## UCITS REGULATORY DISCLOSURE

The PortfolioMetrix Global Diversified and Global Equity Funds are authorised by the Central Bank of Ireland as sub-funds of Prescient Global Funds ICAV, an umbrella investment company with segregated liability between sub-funds, pursuant to the European Communities (Undertakings for Collective Investment in Transferable Securities) Regulations 2011, as amended. Authorisation of the PortfolioMetrix Global Diversified and Global Equity Fund by the Central Bank of Ireland is not an endorsement or guarantee nor is the Central Bank of Ireland responsible for the contents of the prospectus. Authorisation by the Central Bank of Ireland shall not constitute a warranty as to the performance of the PortfolioMetrix Global Diversified and Global Equity Fund and the Central Bank of Ireland shall not be liable for the performance or default of the portfolio.

No warranty or representation is given as to the accuracy or completeness of this document and the Central Bank of Ireland shall not be liable for the performance or default of the portfolio. Prospective investors should consult a stockbroker, bank manager, solicitor, accountant, financial adviser or their professional advisers accordingly. Shares in the PortfolioMetrix Global Diversified and Global Equity Funds cannot be offered in any jurisdiction in which such offer is not authorised or registered.

Copies of the prospectus and the Key Investor Information Documents are available from PortfolioMetrix Asset Management Ltd.

## DISCLAIMER

This document is only for professional financial advisers, their clients and their prospective clients. The information given here is for information purposes only and is not intended to constitute financial, legal, tax, investment or other professional advice. It should not be relied upon as such and PortfolioMetrix cannot accept any liability for loss for doing so. Any forecasts, expected future returns or expected future volatilities are not guaranteed and should not be relied upon. The value of investments, and the income from them, can go down as well as up, and you may not recover the amount of your original investment. Past performance is not a reliable indicator of future performance. Portfolio holdings and asset allocation can change at any time without notice. PortfolioMetrix Asset Management Ltd is authorised and regulated by the Financial Conduct Authority (FCA) in the United Kingdom. PortfolioMetrix Asset Management SA (Pty) Ltd is an Authorised Financial Services Provider in South Africa. Full calculation methodology available on request.

## INVESTOR PROFILE

- Wish to accumulate capital or preserve purchasing power
- Can weather occasional periods of subdued or negative returns
- Have a preference for capital growth over income
- Have an investment time horizon of 6 years or longer

## GENERAL INFORMATION

Objective	To maximise the return within the mandated level of risk. Based on current projections, this portfolio is expected, but not guaranteed to, deliver Cash+ 4.1% over a 6-year rolling period.	
Minimum Investment	Platform Dependent	
Launch Date	31 January 2019	
Risk Score	69/100	(Based on a PortfolioMetrix risk model)
Underlying Assets	UCITS funds, as prescribed by the regulatory framework of the European Commission	

## FEES AND FEE CLASS INFORMATION

Annual Management Fee	0.69% (including VAT)
Ongoing Charge (OCF)	1.15%
Base Currency	USD
Distribution Policy	Accumulation
Underlying Fund Domicile	Republic of Ireland
Valuation Date	Every Irish Business Day

\*OCF is calculated as the combination of management fees and underlying fund fees

## UNDERLYING CONSTITUENT FUNDS

Fund Name	PortfolioMetrix Global Diversified Fund	PortfolioMetrix Global Equity Fund
ISIN	IE00BHZSHS40	IE00BHZSKS52
Share Class	B - Acc	B - Acc
Fund Allocation*	62.0%	36.0%

\* There is a 2% USD cash allocation at the account level

## PORTFOLIOMETRIX CONTACT DETAILS

Address	Ground Floor, 66 Buckingham Gate, London, SW1E 6AU	Corner Main Office Park, 2 Payne Road, Bryanston, South Africa
Telephone	+44 207 965 7533	+27 10 448 1400
Email	info@portfoliomatrix.co.uk	info@portfoliomatrix.co.za
Website	https://www.portfoliomatrix.com/	

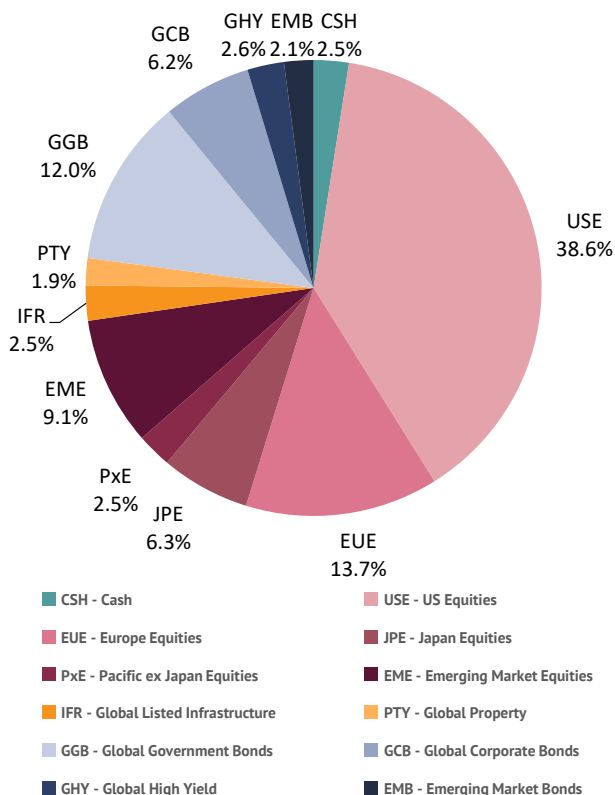


## PortfolioMetrix UCITS - GPS Profile 5 (USD)

OCTOBER 2021

## LOOKTHROUGH TARGET ASSET ALLOCATION

Asset allocation is the primary driver of risk in the fund – it is also the primary driver of returns. In this portfolio, there is a bias towards growth assets, tempered by the risk-reducing benefits of diversification.



## PORTFOLIO MANAGER

## Philip Bradford, CFA

Philip Bradford is a multiple-award winning fund manager with over 21 years' experience in investment management, which includes global asset allocation and fixed-interest trading and portfolio management. Philip is a CFA® charterholder, past-president of the CFA Society South Africa and the Head of Investments for PortfolioMetrix in SA.

## INVESTMENT TEAM

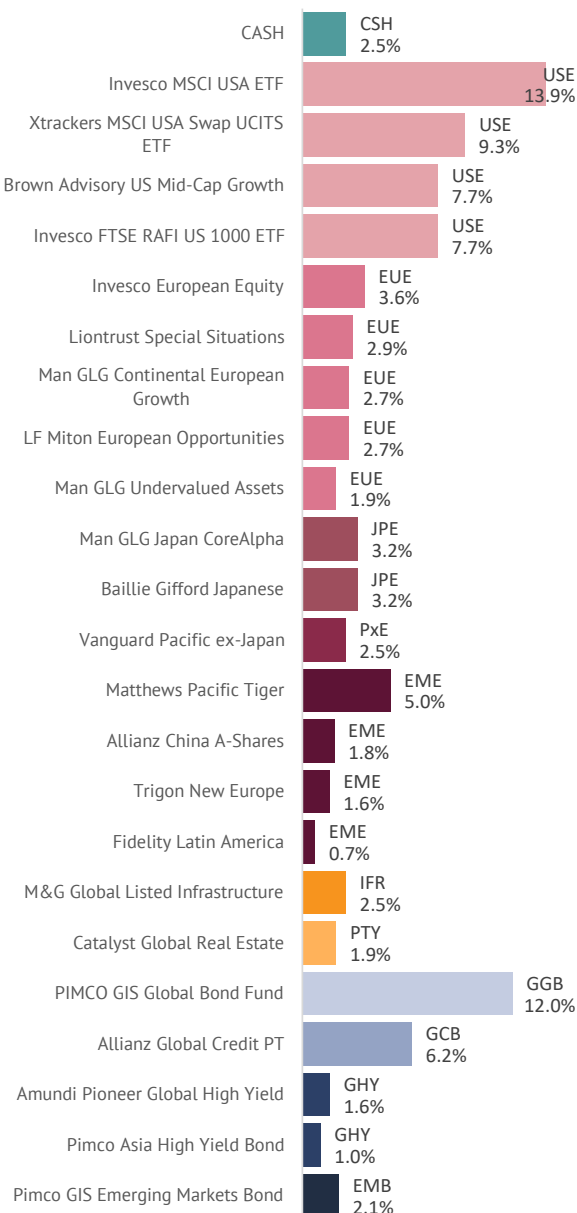
Brandon Zietsman, CAIA, CFA	Liam Dawson, CFA, CAIA
Mike Roberts, CFA	Oliver Jones, BSc Hons
Nic Spicer, FFA CFA	Riccardo Peretti, CFA
Brendan de Jongh, CFP, CFA, CAIA	Taahir Ramchandra, BCom Hons
Philip Wellington, CFA	Chloe Tang, BSc Hons
Russell Brown, MSc	

## DISCLAIMER

This document is only for professional financial advisers, their clients and their prospective clients. The information given here is for information purposes only and is not intended to constitute financial, legal, tax, investment or other professional advice. It should not be relied upon as such and PortfolioMetrix cannot accept any liability for loss for doing so. Any forecasts, expected future returns or expected future volatilities are not guaranteed and should not be relied upon. The value of investments, and the income from them, can go down as well as up, and you may not recover the amount of your original investment. Past performance is not a reliable indicator of future performance. Portfolio holdings and asset allocation can change at any time without notice. PortfolioMetrix Asset Management Ltd is authorised and regulated by the Financial Conduct Authority (FCA) in the United Kingdom. PortfolioMetrix Asset Management SA (Pty) Ltd is an Authorised Financial Services Provider in South Africa. Full calculation methodology available on request.

## LOOKTHROUGH FUND ALLOCATIONS

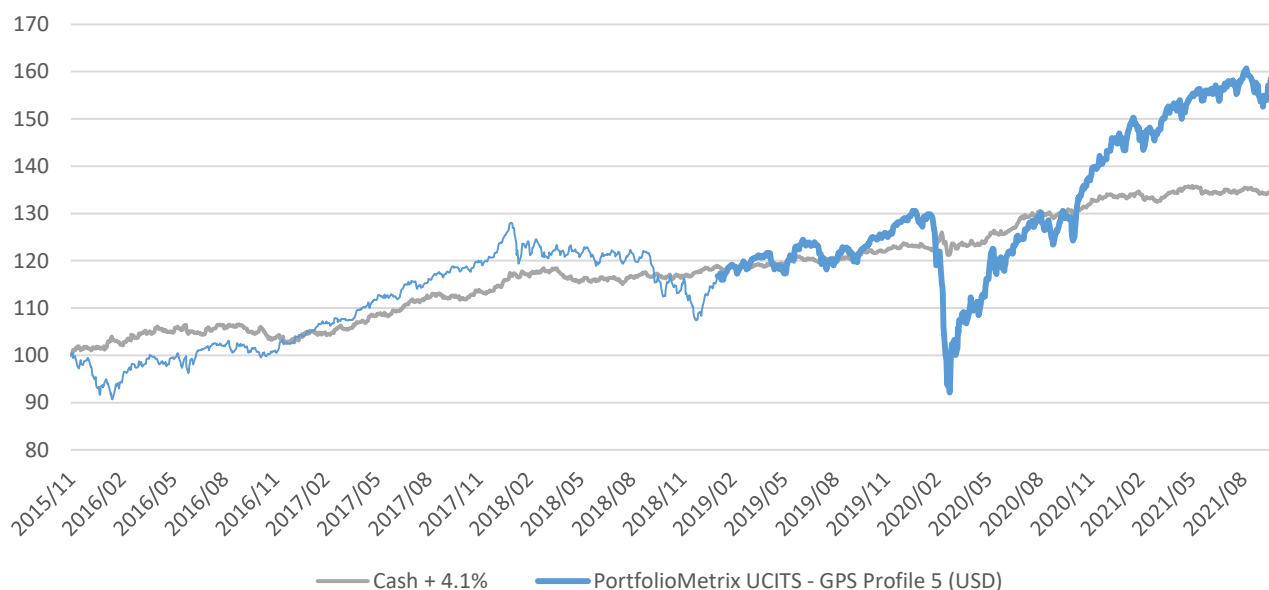
Unless denoted otherwise the target underlying funds are held within UCITS funds managed by PortfolioMetrix. These underlying funds are selected based on a rigorous quantitative (numbers) and qualitative (judgement) process. Typically, funds are selected that are specific to an asset class, although flexible funds may be used when appropriate. The current profile target weights are indicated in the chart below, although these will be varied by the investment committee as circumstances dictate.



## PortfolioMetrix UCITS - GPS Profile 5 (USD)

OCTOBER 2021

## PERFORMANCE



	Rolling Period Returns*							Calendar Year Returns						Since Inception*		
	1 Mth	3 Mth	6 Mth	YTD	1 Yr	3 Yr	5 Yr	2020	2019	2018	2017	2016	2015	Cum.	Ann.*	Risk
PMX Profile 5	2.5%	1.1%	4.1%	10.7%	27.6%	11.7%	9.5%	11.3%	17.9%	-10.3%	18.4%	3.7%	--	58.5%	8.1%	12.8%
Cash + 4.1%	0.2%	-0.4%	0.1%	0.4%	3.5%	5.0%	5.1%	8.3%	4.9%	3.0%	10.7%	2.0%	--	34.4%	5.1%	3.6%
Relative Return	2.3%	1.5%	4.0%	10.3%	24.1%	6.7%	4.4%	3.0%	13.0%	-13.2%	7.8%	1.7%	--	24.1%	3.0%	

## METHODOLOGY

Returns are annualised when the measurement period is greater than one year (except if stated otherwise) and risk is calculated by using the daily standard deviation of returns, annualised. The cash basis for the benchmark is determined by the International Monetary Fund's Special Drawing Rights (SDR), estimating a representative global cash benchmark. The performance composite of the profile is compiled from two sources, the first contributes performance from inception to 31/01/2019 and was based on fully investable model portfolios made available at Capital International Group - this can be clearly identified in the performance chart as a thin-weight blue time series. Thereafter the performance is based on the Blended UCITS methodology (Interpolated Solution), as identified by a thick-weight blue time series. Full calculation methodology available on request.

## DISCLAIMER

This document is only for professional financial advisers, their clients and their prospective clients. The information given here is for information purposes only and is not intended to constitute financial, legal, tax, investment or other professional advice. It should not be relied upon as such and PortfolioMetrix cannot accept any liability for loss for doing so. Any forecasts, expected future returns or expected future volatilities are not guaranteed and should not be relied upon. The value of investments, and the income from them, can go down as well as up, and you may not recover the amount of your original investment. Past performance is not a reliable indicator of future performance. Portfolio holdings and asset allocation can change at any time without notice. PortfolioMetrix Asset Management Ltd is authorised and regulated by the Financial Conduct Authority (FCA) in the United Kingdom. PortfolioMetrix Asset Management SA (Pty) Ltd is an Authorised Financial Services Provider in South Africa. Full calculation methodology available on request.

## PortfolioMetrix UCITS - GPS Profile 4 (USD)

OCTOBER 2021

## PORTFOLIO CHARACTERISTICS

This fund has a global mandate that seeks to provide medium to long-term growth in capital and income whilst only assuming a moderate degree of risk. The fund sits slightly below the mid-point of the range and invests in a healthy blend of assets and managers. Careful diversification and risk management allow for a reasonable weight in growth assets, making it the ideal vehicle for both wealth accumulation and preservation over time, without excessive exposure to market volatility.

The fund is truly global and is well diversified across asset classes, regions and funds. It is expected to generate solid long-term returns without taking excessive amounts of risk. That being said, accepting a degree of uncertainty is a critical factor in wealth accumulation and the preservation of real capital. Investors need to be able to demonstrate composure in the face of volatile markets. Although the fund is built to remain well diversified, there will be a bias to base currency to the extent that underlying funds are hedged back to base currency.

## EFFICIENT FRONTIER



## UCITS REGULATORY DISCLOSURE

The PortfolioMetrix Global Diversified Fund is authorised by the Central Bank of Ireland as sub-funds of Prescient Global Funds ICAV, an umbrella investment company with segregated liability between sub-funds, pursuant to the European Communities (Undertakings for Collective Investment in Transferable Securities) Regulations 2011, as amended. Authorisation of the PortfolioMetrix Global Diversified Fund by the Central Bank of Ireland is not an endorsement or guarantee nor is the Central Bank of Ireland responsible for the contents of the prospectus. Authorisation by the Central Bank of Ireland shall not constitute a warranty as to the performance of the PortfolioMetrix Global Diversified Fund and the Central Bank of Ireland shall not be liable for the performance or default of the portfolio.

No warranty or representation is given as to the accuracy or completeness of this document and the Central Bank of Ireland shall not be liable for the performance or default of the portfolio. Prospective investors should consult a stockbroker, bank manager, solicitor, accountant, financial adviser or their professional advisers accordingly. Shares in the PortfolioMetrix Global Diversified Fund cannot be offered in any jurisdiction in which such offer is not authorised or registered.

Copies of the prospectus and the Key Investor Information Documents are available from PortfolioMetrix Asset Management Ltd.

## DISCLAIMER

This document is only for professional financial advisers, their clients and their prospective clients. The information given here is for information purposes only and is not intended to constitute financial, legal, tax, investment or other professional advice. It should not be relied upon as such and PortfolioMetrix cannot accept any liability for loss for doing so. Any forecasts, expected future returns or expected future volatilities are not guaranteed and should not be relied upon. The value of investments, and the income from them, can go down as well as up, and you may not recover the amount of your original investment. Past performance is not a reliable indicator of future performance. Portfolio holdings and asset allocation can change at any time without notice. PortfolioMetrix Asset Management Ltd is authorised and regulated by the Financial Conduct Authority (FCA) in the United Kingdom. PortfolioMetrix Asset Management SA (Pty) Ltd is an Authorised Financial Services Provider in South Africa. Full calculation methodology available on request.

## INVESTOR PROFILE

- Wish to accumulate capital or preserve purchasing power
- Prefer a moderate level of risk to the prospects of higher excess returns
- Seek a mix of income and capital growth
- Have an investment time horizon of 5 years or longer

## GENERAL INFORMATION

Objective	To maximise the return within the mandated level of risk. Based on current projections, this portfolio is expected, but not guaranteed to, deliver Cash+ 3.6% over a 5-year rolling period.	
Minimum Investment	Platform Dependent	
Launch Date	31 January 2019	
Risk Score	57/100	(Based on a PortfolioMetrix risk model)
Underlying Assets	UCITS funds, as prescribed by the regulatory framework of the European Commission	

## FEES AND FEE CLASS INFORMATION

Annual Management Fee	0.69% (including VAT)
Ongoing Charge (OCF)	1.14%
Base Currency	USD
Distribution Policy	Accumulation
Underlying Fund Domicile	Republic of Ireland
Valuation Date	Every Irish Business Day

\*OCF is calculated as the combination of management fees and underlying fund fees

## UNDERLYING CONSTITUENT FUNDS

Fund Name	PortfolioMetrix Global Diversified Fund
ISIN	IE00BHZSHS40
Share Class	B - Acc
Fund Allocation*	98.0%

\* There is a 2% USD cash allocation at the account level

## PORTFOLIOMETRIX CONTACT DETAILS

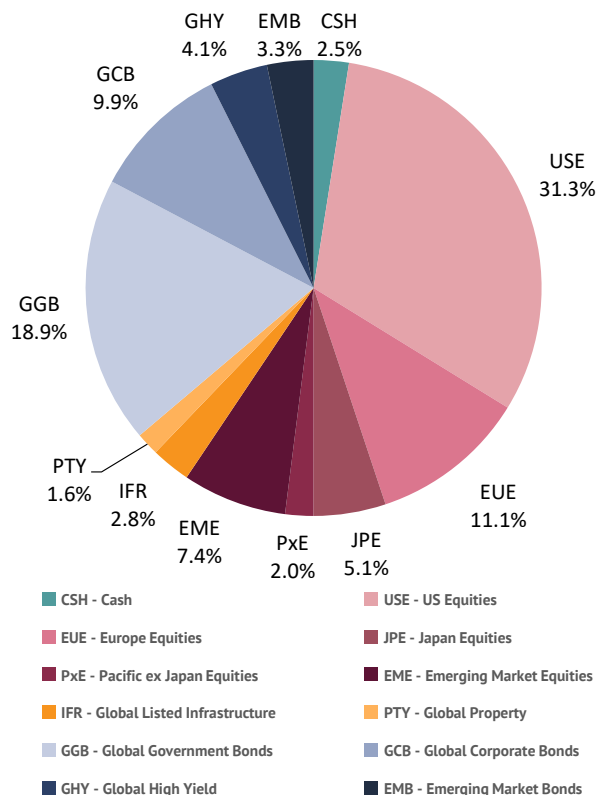
Address	Ground Floor, 66 Buckingham Gate, London, SW1E 6AU	Corner Main Office Park, 2 Payne Road, Bryanston, South Africa
Telephone	+44 207 965 7533	+27 10 448 1400
Email	info@portfoliomatrix.co.uk	info@portfoliomatrix.co.za
Website	https://www.portfoliomatrix.com/	

## PortfolioMetrix UCITS - GPS Profile 4 (USD)

OCTOBER 2021

## LOOKTHROUGH TARGET ASSET ALLOCATION

Asset allocation is the primary driver of risk in the fund – it is also the primary driver of returns. In this fund, the risk-reducing benefits of diversification allow for a significant inclusion of growth assets, whilst still maintaining a moderate risk profile.



## PORTFOLIO MANAGER

## Philip Bradford, CFA

Philip Bradford is a multiple-award winning fund manager with over 21 years' experience in investment management, which includes global asset allocation and fixed-interest trading and portfolio management. Philip is a CFA® charterholder, past-president of the CFA Society South Africa and the Head of Investments for PortfolioMetrix in SA.

## INVESTMENT TEAM

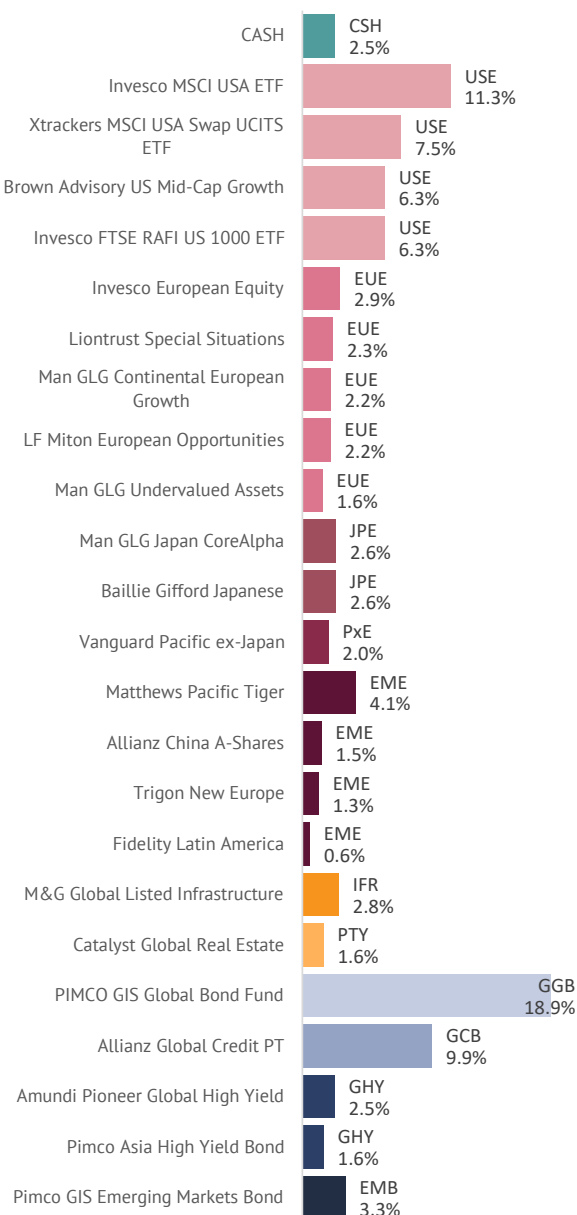
Brandon Zietsman, CAIA, CFA	Liam Dawson, CFA, CAIA
Mike Roberts, CFA	Oliver Jones, BSc Hons
Nic Spicer, FFA CFA	Riccardo Peretti, CFA
Brendan de Jongh, CFP, CFA, CAIA	Taahir Ramchandra, BCom Hons
Philip Wellington, CFA	Chloe Tang, BSc Hons
Russell Brown, MSc	

## DISCLAIMER

This document is only for professional financial advisers, their clients and their prospective clients. The information given here is for information purposes only and is not intended to constitute financial, legal, tax, investment or other professional advice. It should not be relied upon as such and PortfolioMetrix cannot accept any liability for loss for doing so. Any forecasts, expected future returns or expected future volatilities are not guaranteed and should not be relied upon. The value of investments, and the income from them, can go down as well as up, and you may not recover the amount of your original investment. Past performance is not a reliable indicator of future performance. Portfolio holdings and asset allocation can change at any time without notice. PortfolioMetrix Asset Management Ltd is authorised and regulated by the Financial Conduct Authority (FCA) in the United Kingdom. PortfolioMetrix Asset Management SA (Pty) Ltd is an Authorised Financial Services Provider in South Africa. Full calculation methodology available on request.

## LOOKTHROUGH FUND ALLOCATIONS

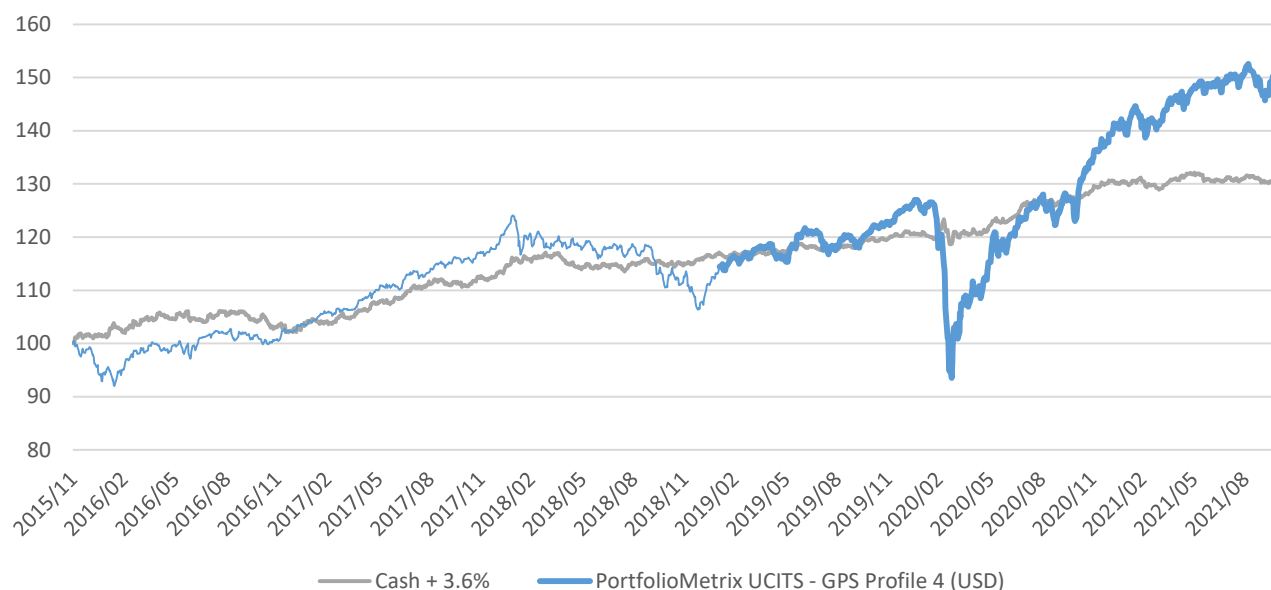
Unless denoted otherwise the target underlying funds are held within UCITS funds managed by PortfolioMetrix. These underlying funds are selected based on a rigorous quantitative (numbers) and qualitative (judgement) process. Typically, funds are selected that are specific to an asset class, although flexible funds may be used when appropriate. The current profile target weights are indicated in the chart below, although these will be varied by the investment committee as circumstances dictate.



## PortfolioMetrix UCITS - GPS Profile 4 (USD)

OCTOBER 2021

## PERFORMANCE



	Rolling Period Returns*							Calendar Year Returns						Since Inception*		
	1 Mth	3 Mth	6 Mth	YTD	1 Yr	3 Yr	5 Yr	2020	2019	2018	2017	2016	2015	Cum.	Ann.*	Risk
PMX Profile 4	1.9%	0.4%	3.0%	7.8%	22.1%	10.4%	8.3%	11.1%	16.3%	-9.1%	15.8%	3.4%	--	50.2%	7.1%	11.2%
Cash + 3.6%	0.2%	-0.5%	-0.2%	0.0%	2.9%	4.4%	4.6%	7.7%	4.4%	2.5%	10.1%	1.5%	--	30.5%	4.6%	3.6%
Relative Return	1.7%	0.9%	3.2%	7.8%	19.2%	6.0%	3.7%	3.3%	11.9%	-11.5%	5.7%	1.9%	--	19.7%	2.5%	

## METHODOLOGY

Returns are annualised when the measurement period is greater than one year (except if stated otherwise) and risk is calculated by using the daily standard deviation of returns, annualised. The cash basis for the benchmark is determined by the International Monetary Fund's Special Drawing Rights (SDR), estimating a representative global cash benchmark. The performance composite of the profile is compiled from two sources, the first contributes performance from inception to 31/01/2019 and was based on fully investable model portfolios made available at Capital International Group - this can be clearly identified in the performance chart as a thin-weight blue time series. Thereafter the performance is based on the Blended UCITS methodology (Interpolated Solution), as identified by a thick-weight blue time series. Full calculation methodology available on request.

## DISCLAIMER

This document is only for professional financial advisers, their clients and their prospective clients. The information given here is for information purposes only and is not intended to constitute financial, legal, tax, investment or other professional advice. It should not be relied upon as such and PortfolioMetrix cannot accept any liability for loss for doing so. Any forecasts, expected future returns or expected future volatilities are not guaranteed and should not be relied upon. The value of investments, and the income from them, can go down as well as up, and you may not recover the amount of your original investment. Past performance is not a reliable indicator of future performance. Portfolio holdings and asset allocation can change at any time without notice. PortfolioMetrix Asset Management Ltd is authorised and regulated by the Financial Conduct Authority (FCA) in the United Kingdom. PortfolioMetrix Asset Management SA (Pty) Ltd is an Authorised Financial Services Provider in South Africa. Full calculation methodology available on request.

## PortfolioMetrix UCITS - GPS Profile 3 (USD)

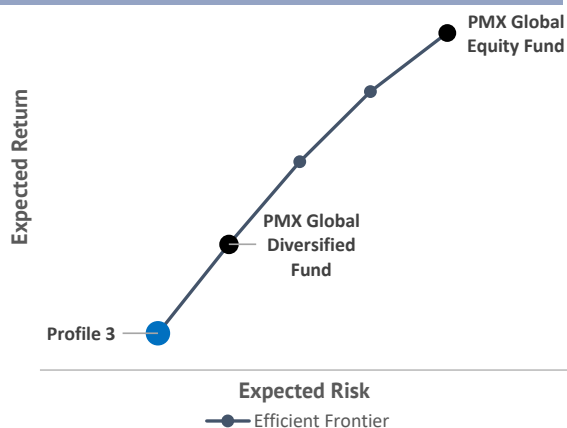
OCTOBER 2021

## PORTFOLIO CHARACTERISTICS

This fund has a global mandate that seeks to provide medium to long-term growth in capital and income whilst only assuming a moderate degree of risk. The fund sits slightly below the mid-point of the range and invests in a healthy blend of assets and managers. Careful diversification and risk management allow for a reasonable weight in growth assets, making it the ideal vehicle for both wealth accumulation and preservation over time, without excessive exposure to market volatility.

The fund is truly global and is well diversified across asset classes, regions and funds. It is expected to generate solid long-term returns without taking excessive amounts of risk. That being said, accepting a degree of uncertainty is a critical factor in wealth accumulation and the preservation of real capital. Investors need to be able to demonstrate composure in the face of volatile markets. Although the fund is built to remain well diversified, there will be a bias to base currency to the extent that underlying funds are hedged back to base currency.

## EFFICIENT FRONTIER



## UCITS REGULATORY DISCLOSURE

The PortfolioMetrix Global Diversified Fund is authorised by the Central Bank of Ireland as sub-funds of Prescient Global Funds ICAV, an umbrella investment company with segregated liability between sub-funds, pursuant to the European Communities (Undertakings for Collective Investment in Transferable Securities) Regulations 2011, as amended. Authorisation of the PortfolioMetrix Global Diversified Fund by the Central Bank of Ireland is not an endorsement or guarantee nor is the Central Bank of Ireland responsible for the contents of the prospectus. Authorisation by the Central Bank of Ireland shall not constitute a warranty as to the performance of the PortfolioMetrix Global Diversified Fund and the Central Bank of Ireland shall not be liable for the performance or default of the portfolio.

No warranty or representation is given as to the accuracy or completeness of this document and the Central Bank of Ireland shall not be liable for the performance or default of the portfolio. Prospective investors should consult a stockbroker, bank manager, solicitor, accountant, financial adviser or their professional advisers accordingly. Shares in the PortfolioMetrix Global Diversified Fund cannot be offered in any jurisdiction in which such offer is not authorised or registered.

Copies of the prospectus and the Key Investor Information Documents are available from PortfolioMetrix Asset Management Ltd.

## DISCLAIMER

This document is only for professional financial advisers, their clients and their prospective clients. The information given here is for information purposes only and is not intended to constitute financial, legal, tax, investment or other professional advice. It should not be relied upon as such and PortfolioMetrix cannot accept any liability for loss for doing so. Any forecasts, expected future returns or expected future volatilities are not guaranteed and should not be relied upon. The value of investments, and the income from them, can go down as well as up, and you may not recover the amount of your original investment. Past performance is not a reliable indicator of future performance. Portfolio holdings and asset allocation can change at any time without notice. PortfolioMetrix Asset Management Ltd is authorised and regulated by the Financial Conduct Authority (FCA) in the United Kingdom. PortfolioMetrix Asset Management SA (Pty) Ltd is an Authorised Financial Services Provider in South Africa. Full calculation methodology available on request.

## INVESTOR PROFILE

- Wish to accumulate capital or preserve purchasing power
- Prefer a moderate level of risk to the prospects of higher excess returns
- Seek a mix of income and capital growth
- Have an investment time horizon of 5 years or longer

## GENERAL INFORMATION

Objective	To maximise the return within the mandated level of risk. Based on current projections, this portfolio is expected, but not guaranteed to, deliver Cash+ 3.1% over a 5-year rolling period.	
Minimum Investment	Platform Dependent	
Launch Date	3 February 2020	
Risk Score	46/100	(Based on a PortfolioMetrix risk model)
Underlying Assets	UCITS funds, as prescribed by the regulatory framework of the European Commission	

## FEES AND FEE CLASS INFORMATION

Annual Management Fee	0.66% (including VAT)
Ongoing Charge (OCF)	1.05%
Base Currency	USD
Distribution Policy	Accumulation
Underlying Fund Domicile	Republic of Ireland
Valuation Date	Every Irish Business Day

\*OCF is calculated as the combination of management fees and underlying fund fees

## UNDERLYING CONSTITUENT FUNDS

Fund Name	PIMCO GIS Global Bond Fund	PortfolioMetrix Global Diversified Fund
ISIN	IE0032568887	IE00BHZSHS40
Share Class	B - Acc	B - Acc
Fund Allocation*	14.0%	84.0%

\* There is a 2% USD cash allocation at the account level

## PORTFOLIOMETRIX CONTACT DETAILS

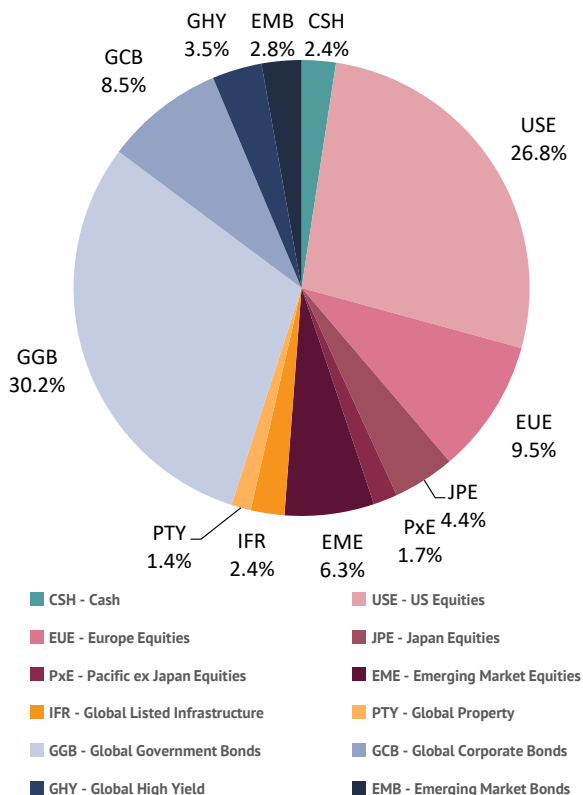
Address	Ground Floor, 66 Buckingham Gate, London, SW1E 6AU	Corner Main Office Park, 2 Payne Road, Bryanston, South Africa
Telephone	+44 207 965 7533	+27 10 448 1400
Email	info@portfoliomatrix.co.uk	info@portfoliomatrix.co.za
Website	https://www.portfoliomatrix.com/	

## PortfolioMetrix UCITS - GPS Profile 3 (USD)

OCTOBER 2021

## LOOKTHROUGH TARGET ASSET ALLOCATION

Asset allocation is the primary driver of risk in the fund – it is also the primary driver of returns. In this fund, the risk-reducing benefits of diversification allow for a significant inclusion of growth assets, whilst still maintaining a moderate risk profile.



## PORTFOLIO MANAGER

## Philip Bradford, CFA

Philip Bradford is a multiple-award winning fund manager with over 21 years' experience in investment management, which includes global asset allocation and fixed-interest trading and portfolio management. Philip is a CFA® charterholder, past-president of the CFA Society South Africa and the Head of Investments for PortfolioMetrix in SA.

## INVESTMENT TEAM

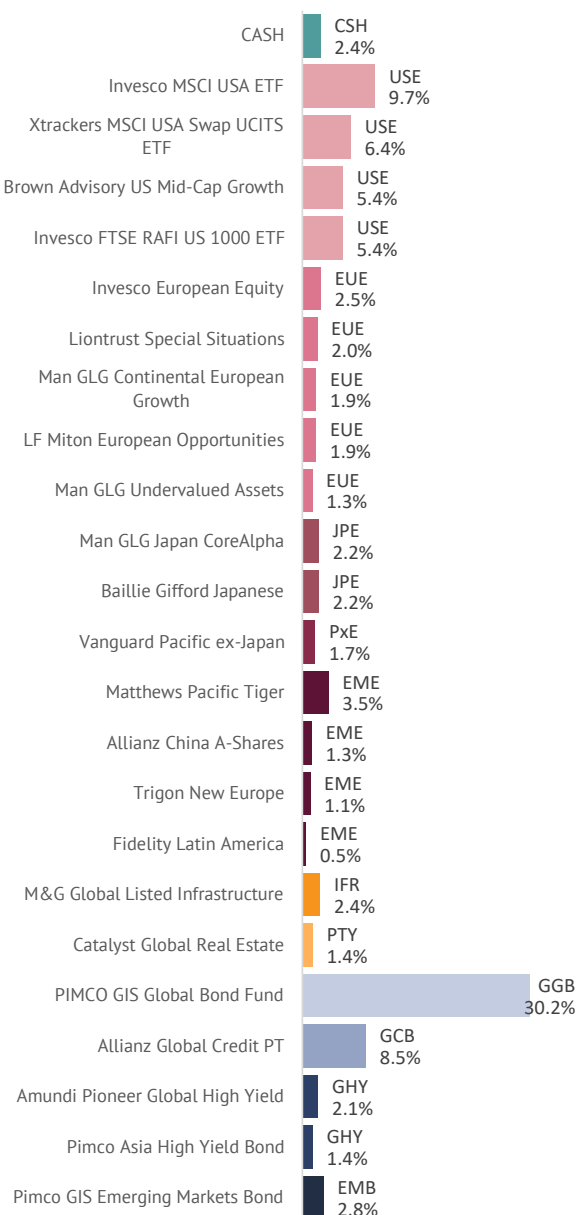
Brandon Zietsman, CAIA, CFA	Liam Dawson, CFA, CAIA
Mike Roberts, CFA	Oliver Jones, BSc Hons
Nic Spicer, FFA CFA	Riccardo Peretti, CFA
Brendan de Jongh, CFP, CFA, CAIA	Taahir Ramchandra, BCom Hons
Philip Wellington, CFA	Chloe Tang, BSc Hons
Russell Brown, MSc	

## DISCLAIMER

This document is only for professional financial advisers, their clients and their prospective clients. The information given here is for information purposes only and is not intended to constitute financial, legal, tax, investment or other professional advice. It should not be relied upon as such and PortfolioMetrix cannot accept any liability for loss for doing so. Any forecasts, expected future returns or expected future volatilities are not guaranteed and should not be relied upon. The value of investments, and the income from them, can go down as well as up, and you may not recover the amount of your original investment. Past performance is not a reliable indicator of future performance. Portfolio holdings and asset allocation can change at any time without notice. PortfolioMetrix Asset Management Ltd is authorised and regulated by the Financial Conduct Authority (FCA) in the United Kingdom. PortfolioMetrix Asset Management SA (Pty) Ltd is an Authorised Financial Services Provider in South Africa. Full calculation methodology available on request.

## LOOKTHROUGH FUND ALLOCATIONS

Unless denoted otherwise the target underlying funds are held within UCITS funds managed by PortfolioMetrix. These underlying funds are selected based on a rigorous quantitative (numbers) and qualitative (judgement) process. Typically, funds are selected that are specific to an asset class, although flexible funds may be used when appropriate. The current profile target weights are indicated in the chart below, although these will be varied by the investment committee as circumstances dictate.

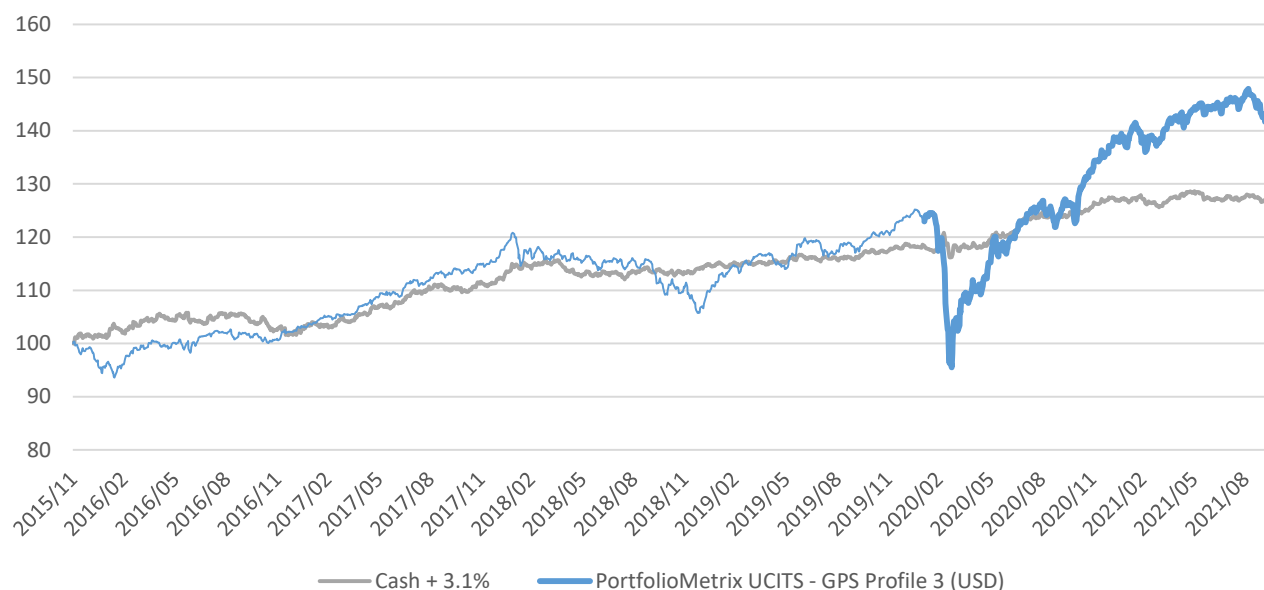




## PortfolioMetrix UCITS - GPS Profile 3 (USD)

OCTOBER 2021

## PERFORMANCE



	Rolling Period Returns*							Calendar Year Returns						Since Inception*		
	1 Mth	3 Mth	6 Mth	YTD	1 Yr	3 Yr	5 Yr	2020	2019	2018	2017	2016	2015	Cum.	Ann.*	Risk
PMX Profile 3	1.6%	0.0%	2.4%	6.0%	18.6%	9.8%	7.5%	10.8%	15.7%	-7.9%	13.4%	3.3%	--	45.4%	6.5%	9.9%
Cash + 3.1%	0.1%	-0.6%	-0.4%	-0.4%	2.5%	3.9%	4.0%	7.2%	3.9%	2.0%	9.6%	1.0%	--	26.8%	4.1%	3.6%
Relative Return	1.5%	0.6%	2.8%	6.4%	16.1%	5.8%	3.5%	3.6%	11.8%	-9.8%	3.8%	2.3%	--	18.6%	2.4%	

## METHODOLOGY

Returns are annualised when the measurement period is greater than one year (except if stated otherwise) and risk is calculated by using the daily standard deviation of returns, annualised. The cash basis for the benchmark is determined by the International Monetary Fund's Special Drawing Rights (SDR), estimating a representative global cash benchmark. The performance composite of the profile is compiled from two sources, the first contributes performance from inception to 2020/03/02 and was based on fully investable model portfolios made available at Capital International Group - this can be clearly identified in the performance chart as a thin-weight blue time series. Thereafter the performance is based on the Blended UCITS methodology (Interpolated Solution), as identified by a thick-weight blue time series. Full calculation methodology available on request.

## DISCLAIMER

This document is only for professional financial advisers, their clients and their prospective clients. The information given here is for information purposes only and is not intended to constitute financial, legal, tax, investment or other professional advice. It should not be relied upon as such and PortfolioMetrix cannot accept any liability for loss for doing so. Any forecasts, expected future returns or expected future volatilities are not guaranteed and should not be relied upon. The value of investments, and the income from them, can go down as well as up, and you may not recover the amount of your original investment. Past performance is not a reliable indicator of future performance. Portfolio holdings and asset allocation can change at any time without notice. PortfolioMetrix Asset Management Ltd is authorised and regulated by the Financial Conduct Authority (FCA) in the United Kingdom. PortfolioMetrix Asset Management SA (Pty) Ltd is an Authorised Financial Services Provider in South Africa. Full calculation methodology available on request.

## PortfolioMetrix UCITS - GPS Profile 7 (GBP)

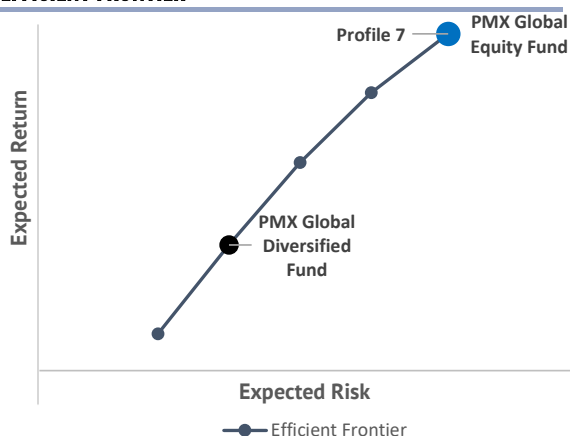
OCTOBER 2021

## PORTFOLIO CHARACTERISTICS

The Equity fund emphasises longer-term growth in capital whilst accepting a higher degree of risk. Within the range, the fund sits at the top end of the risk spectrum and invests predominantly in growth assets. Careful diversification still allows for a significant degree of risk management, making it the ideal vehicle for long-term wealth accumulation at the cost of more volatile returns.

Experience has shown that mandates such as these have performed materially better than global cash and bonds, highlighting that taking risk is a critical factor in achieving returns. However, investors need to be aware that, even with diversification, this portfolio may produce negative returns for even sustained periods and that investors need to demonstrate composure in the face of volatile markets. Although the portfolio is built to remain well diversified, there may be a bias to base currency to the extent that underlying funds are hedged back to base currency.

## EFFICIENT FRONTIER



## UCITS REGULATORY DISCLOSURE

The PortfolioMetrix Global Equity Fund is authorised by the Central Bank of Ireland as sub-funds of Prescient Global Funds ICAV, an umbrella investment company with segregated liability between sub-funds, pursuant to the European Communities (Undertakings for Collective Investment in Transferable Securities) Regulations 2011, as amended. Authorisation of the PortfolioMetrix Global Equity Fund by the Central Bank of Ireland is not an endorsement or guarantee nor is the Central Bank of Ireland responsible for the contents of the prospectus. Authorisation by the Central Bank of Ireland shall not constitute a warranty as to the performance of the PortfolioMetrix Global Equity Fund and the Central Bank of Ireland shall not be liable for the performance or default of the portfolio.

No warranty or representation is given as to the accuracy or completeness of this document and the Central Bank of Ireland shall not be liable for the performance or default of the portfolio. Prospective investors should consult a stockbroker, bank manager, solicitor, accountant, financial adviser or their professional advisers accordingly. Shares in the PortfolioMetrix Global Equity Fund cannot be offered in any jurisdiction in which such offer is not authorised or registered.

Copies of the prospectus and the Key Investor Information Documents are available from PortfolioMetrix Asset Management Ltd.

## DISCLAIMER

This document is only for professional financial advisers, their clients and their prospective clients. The information given here is for information purposes only and is not intended to constitute financial, legal, tax, investment or other professional advice. It should not be relied upon as such and PortfolioMetrix cannot accept any liability for loss for doing so. Any forecasts, expected future returns or expected future volatilities are not guaranteed and should not be relied upon. The value of investments, and the income from them, can go down as well as up, and you may not recover the amount of your original investment. Past performance is not a reliable indicator of future performance. Portfolio holdings and asset allocation can change at any time without notice. PortfolioMetrix Asset Management Ltd is authorised and regulated by the Financial Conduct Authority (FCA) in the United Kingdom. PortfolioMetrix Asset Management SA (Pty) Ltd is an Authorised Financial Services Provider in South Africa. Full calculation methodology available on request.

## INVESTOR PROFILE

- Are focussed on maximising returns
- Are prepared to accept a higher level of risk
- Prefer capital growth over income
- Have an investment time horizon of 7 years or longer

## GENERAL INFORMATION

Model Objective	To maximise the return within the mandated level of risk. Based on current projections, this portfolio is expected, but not guaranteed to, deliver Cash+ 5% over a 7-year rolling period.	
Minimum Investment	Platform Dependent	
Launch Date	31 January 2019	
Risk Score	100/100	(Based on a PortfolioMetrix risk model)
Underlying Assets	UCITS funds, as prescribed by the regulatory framework of the European Commission	

## FEES AND FEE CLASS INFORMATION

Annual Management Fee	0.69% (including VAT)
Ongoing Charge (OCF)	1.15%
Base Currency	GBP
Distribution Policy	Accumulation
Underlying Fund Domicile	Republic of Ireland
Valuation Date	Every Irish Business Day

\*OCF is calculated as the combination of management fees and underlying fund fees

## UNDERLYING CONSTITUENT FUNDS

Fund Name	PortfolioMetrix Global Equity Fund
ISIN	IE00BHZSHQ26
Share Class	B - Acc
Fund Allocation*	98.0%

\* There is a 2% GBP cash allocation at the account level

## PORTFOLIOMETRIX CONTACT DETAILS

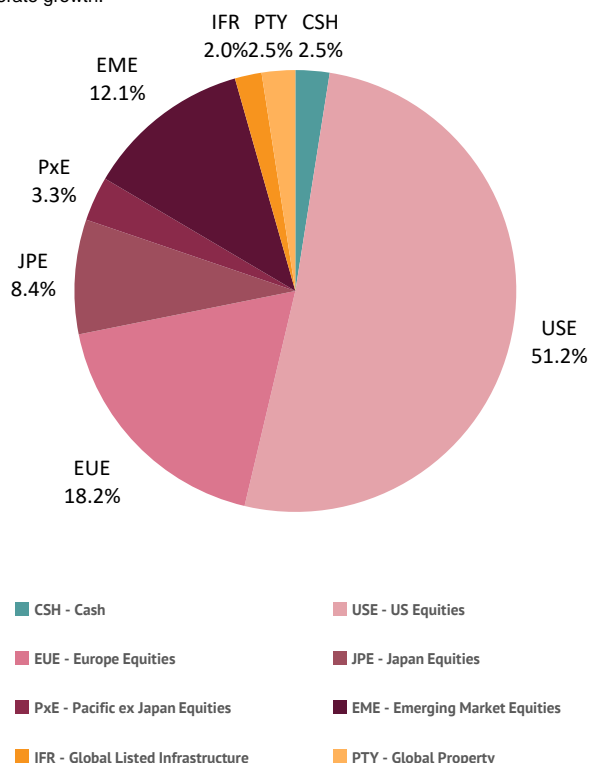
Address	Ground Floor, 66 Buckingham Gate, London, SW1E 6AU	Corner Main Office Park, 2 Payne Road, Bryanston, South Africa
Telephone	+44 207 965 7533	+27 10 448 1400
Email	info@portfoliomatrix.co.uk	info@portfoliomatrix.co.za
Website	https://www.portfoliomatrix.com/	

## PortfolioMetrix UCITS - GPS Profile 7 (GBP)

OCTOBER 2021

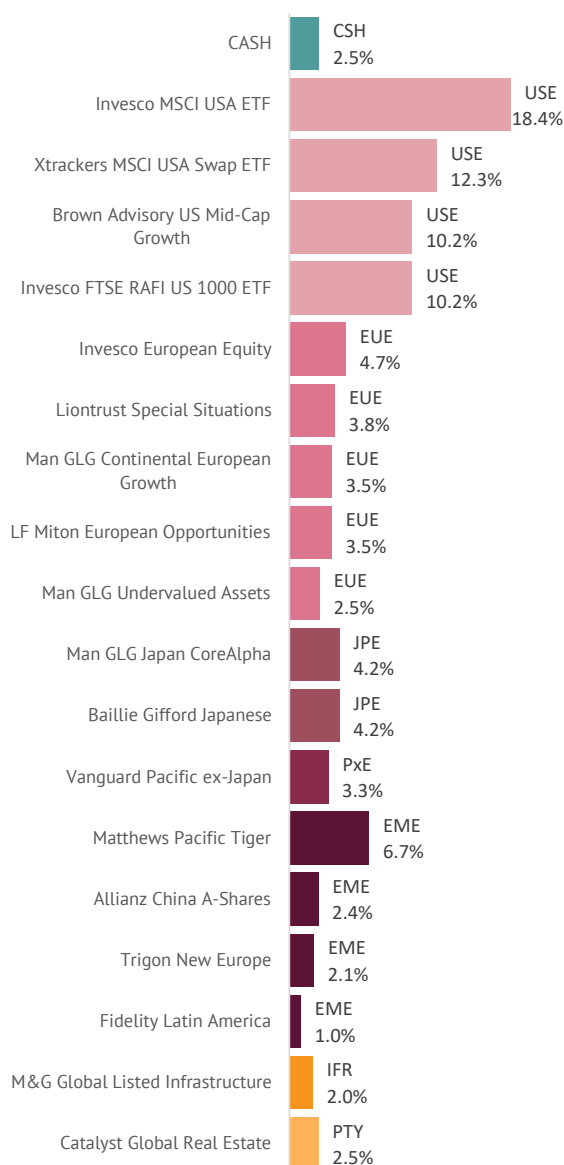
## LOOKTHROUGH TARGET ASSET ALLOCATION

Asset allocation is the primary driver of risk in the fund – it is also the primary driver of returns. In this fund, the benefits of diversification allow for a significant reduction in overall portfolio risk relative to the riskiness of the individual underlying assets; without compromising the ability to generate growth.



## LOOKTHROUGH FUND ALLOCATIONS

Unless denoted otherwise the target underlying funds are held within UCITS funds managed by PortfolioMetrix. These underlying funds are selected based on a rigorous quantitative (numbers) and qualitative (judgement) process. Typically, funds are selected that are specific to an asset class, although flexible funds may be used when appropriate. The current profile target weights are indicated in the chart below, although these will be varied by the investment committee as circumstances dictate.



## PORTFOLIO MANAGER

## Philip Bradford, CFA

Philip Bradford is a multiple-award winning fund manager with over 21 years' experience in investment management, which includes global asset allocation and fixed-interest trading and portfolio management. Philip is a CFA® charterholder, past-president of the CFA Society South Africa and the Head of Investments for PortfolioMetrix in SA.

## INVESTMENT TEAM

Brandon Zietsman, CAIA, CFA	Liam Dawson, CFA, CAIA
Mike Roberts, CFA	Oliver Jones, BSc Hons
Nic Spicer, FFA, CFA	Riccardo Peretti, CFA
Brendan de Jongh, CFP, CFA, CAIA	Taahir Ramchandra, BCom Hons
Philip Wellington, CFA	Chloe Tang, BSc Hons
Russell Brown, MSc	

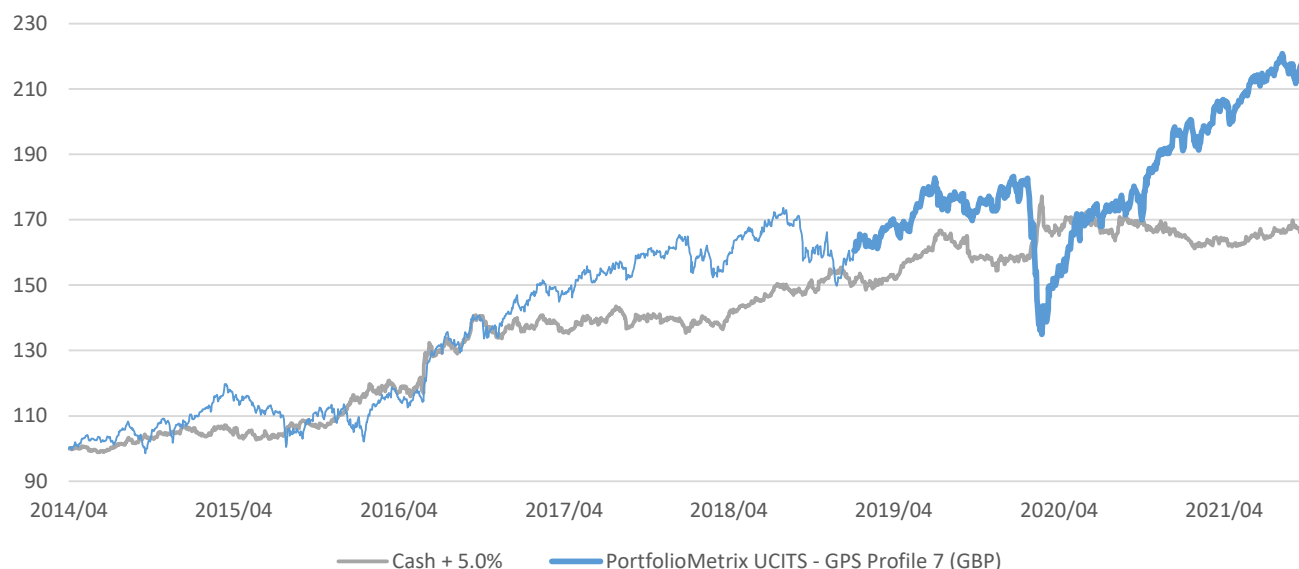
## DISCLAIMER

This document is only for professional financial advisers, their clients and their prospective clients. The information given here is for information purposes only and is not intended to constitute financial, legal, tax, investment or other professional advice. It should not be relied upon as such and PortfolioMetrix cannot accept any liability for loss for doing so. Any forecasts, expected future returns or expected future volatilities are not guaranteed and should not be relied upon. The value of investments, and the income from them, can go down as well as up, and you may not recover the amount of your original investment. Past performance is not a reliable indicator of future performance. Portfolio holdings and asset allocation can change at any time without notice. PortfolioMetrix Asset Management Ltd is authorised and regulated by the Financial Conduct Authority (FCA) in the United Kingdom. PortfolioMetrix Asset Management SA (Pty) Ltd is an Authorised Financial Services Provider in South Africa. Full calculation methodology available on request.

## PortfolioMetrix UCITS - GPS Profile 7 (GBP)

OCTOBER 2021

## PERFORMANCE



	Rolling Period Returns*							Calendar Year Returns						Since Inception*		
	1 Mth	3 Mth	6 Mth	YTD	1 Yr	3 Yr	5 Yr	2020	2019	2018	2017	2016	2015	Cum.	Ann.*	Risk
Profile 7 FoF Blend	1.7%	3.7%	6.7%	15.2%	29.6%	11.1%	9.6%	8.3%	16.0%	-5.6%	14.2%	24.9%	5.8%	120.4%	11.1%	12.2%
Cash + 5.0%	-1.4%	1.3%	1.5%	0.8%	-1.6%	3.4%	3.5%	5.8%	1.7%	10.3%	1.9%	22.7%	6.6%	66.9%	7.0%	8.0%
Relative Return	3.1%	2.4%	5.2%	14.4%	31.2%	7.7%	6.1%	2.5%	14.3%	-15.9%	12.3%	2.2%	-0.8%	53.5%	4.0%	

## METHODOLOGY

Returns are annualised when the measurement period is greater than one year (except if stated otherwise) and risk is calculated by using the weekly standard deviation of returns, annualised. The cash basis for the benchmark is determined by the International Monetary Fund's Special Drawing Rights (SDR), estimating a representative global cash benchmark. The performance composite of the profile is compiled from two sources, the first contributes performance from inception to 31/01/2019 and was based on fully investable model portfolios made available at Capital International Group - this can be clearly identified in the performance chart as a thin-weight blue time series. Thereafter the performance is based on the Blended UCITS methodology (Interpolated Solution), as identified by a thick-weight blue time series. Full calculation methodology available on request.

## DISCLAIMER

This document is only for professional financial advisers, their clients and their prospective clients. The information given here is for information purposes only and is not intended to constitute financial, legal, tax, investment or other professional advice. It should not be relied upon as such and PortfolioMetrix cannot accept any liability for loss for doing so. Any forecasts, expected future returns or expected future volatilities are not guaranteed and should not be relied upon. The value of investments, and the income from them, can go down as well as up, and you may not recover the amount of your original investment. Past performance is not a reliable indicator of future performance. Portfolio holdings and asset allocation can change at any time without notice. PortfolioMetrix Asset Management Ltd is authorised and regulated by the Financial Conduct Authority (FCA) in the United Kingdom. PortfolioMetrix Asset Management SA (Pty) Ltd is an Authorised Financial Services Provider in South Africa. Full calculation methodology available on request.

## PortfolioMetrix UCITS - GPS Profile 6 (GBP)

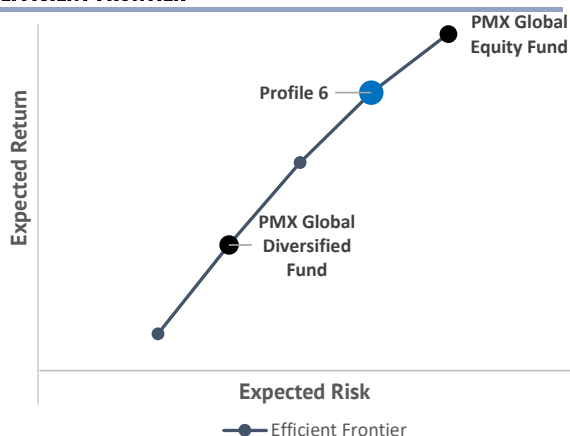
OCTOBER 2021

## PORTFOLIO CHARACTERISTICS

This portfolio has a global mandate that emphasises medium to longer-term growth of capital and income. Whilst on the slightly higher end of the risk spectrum, there remains a significant degree of focus on diversification and risk management, making it the ideal vehicle for wealth accumulation without excessive exposure to market volatility.

The portfolio is truly global and is well diversified across both asset classes, regions and funds. There is a bias towards growth assets which is expected to generate attractive returns over the long term. Nevertheless, investors need to be able to demonstrate composure in the face of volatile markets. Although the portfolio is built to remain well diversified, there may be a bias to base currency to the extent that underlying funds are hedged back to base currency.

## EFFICIENT FRONTIER



## UCITS REGULATORY DISCLOSURE

The PortfolioMetrix Global Diversified and Global Equity Funds are authorised by the Central Bank of Ireland as sub-funds of Prescient Global Funds ICAV, an umbrella investment company with segregated liability between sub-funds, pursuant to the European Communities (Undertakings for Collective Investment in Transferable Securities) Regulations 2011, as amended. Authorisation of the PortfolioMetrix Global Diversified and Global Equity Fund by the Central Bank of Ireland is not an endorsement or guarantee nor is the Central Bank of Ireland responsible for the contents of the prospectus. Authorisation by the Central Bank of Ireland shall not constitute a warranty as to the performance of the PortfolioMetrix Global Diversified and Global Equity Fund and the Central Bank of Ireland shall not be liable for the performance or default of the portfolio.

No warranty or representation is given as to the accuracy or completeness of this document and the Central Bank of Ireland shall not be liable for the performance or default of the portfolio. Prospective investors should consult a stockbroker, bank manager, solicitor, accountant, financial adviser or their professional advisers accordingly. Shares in the PortfolioMetrix Global Diversified and Global Equity Funds cannot be offered in any jurisdiction in which such offer is not authorised or registered.

Copies of the prospectus and the Key Investor Information Documents are available from PortfolioMetrix Asset Management Ltd.

## DISCLAIMER

This document is only for professional financial advisers, their clients and their prospective clients. The information given here is for information purposes only and is not intended to constitute financial, legal, tax, investment or other professional advice. It should not be relied upon as such and PortfolioMetrix cannot accept any liability for loss for doing so. Any forecasts, expected future returns or expected future volatilities are not guaranteed and should not be relied upon. The value of investments, and the income from them, can go down as well as up, and you may not recover the amount of your original investment. Past performance is not a reliable indicator of future performance. Portfolio holdings and asset allocation can change at any time without notice. PortfolioMetrix Asset Management Ltd is authorised and regulated by the Financial Conduct Authority (FCA) in the United Kingdom. PortfolioMetrix Asset Management SA (Pty) Ltd is an Authorised Financial Services Provider in South Africa. Full calculation methodology available on request.

## INVESTOR PROFILE

- Wish to accumulate capital or preserve purchasing power
- Can weather occasional periods of subdued or negative returns
- Have a preference for capital growth over income
- Have an investment time horizon of 6 years or longer

## GENERAL INFORMATION

Model Objective	To maximise the return within the mandated level of risk. Based on current projections, this portfolio is expected, but not guaranteed to, deliver Cash+ 4.5% over a 6-year rolling period.	
Minimum Investment	Platform Dependent	
Launch Date	31 January 2019	
Risk Score	80/100	(Based on a PortfolioMetrix risk model)
Underlying Assets	UCITS funds, as prescribed by the regulatory framework of the European Commission	

## FEES AND FEE CLASS INFORMATION

Annual Management Fee	0.69% (including VAT)
Ongoing Charge (OCF)	1.15%
Base Currency	GBP
Distribution Policy	Accumulation
Underlying Fund Domicile	Republic of Ireland
Valuation Date	Every Irish Business Day

\*OCF is calculated as the combination of management fees and underlying fund fees

## UNDERLYING CONSTITUENT FUNDS

Fund Name	PortfolioMetrix Global Diversified Fund	PortfolioMetrix Global Equity Fund
ISIN	IE00BHZSHT56	IE00BHZSHQ26
Share Class	B - Acc	B - Acc
Fund Allocation*	30.0%	68.0%

\* There is a 2% GBP cash allocation at the account level

## PORTFOLIOMETRIX CONTACT DETAILS

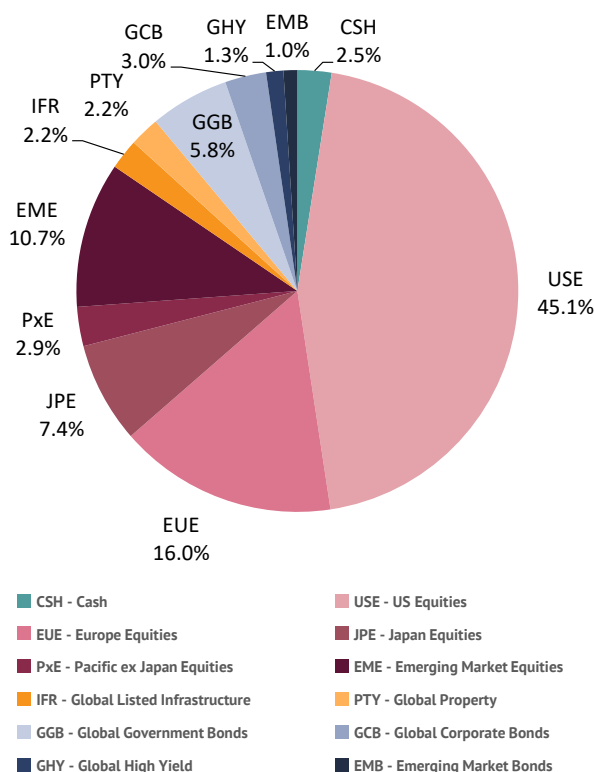
Address	Ground Floor, 66 Buckingham Gate, London, SW1E 6AU	Corner Main Office Park, 2 Payne Road, Bryanston, South Africa
Telephone	+44 207 965 7533	+27 10 448 1400
Email	info@portfoliomatrix.co.uk	info@portfoliomatrix.co.za
Website	https://www.portfoliomatrix.com/	

## PortfolioMetrix UCITS - GPS Profile 6 (GBP)

OCTOBER 2021

## LOOKTHROUGH TARGET ASSET ALLOCATION

Asset allocation is the primary driver of risk in the fund – it is also the primary driver of returns. In this portfolio, there is a bias towards growth assets, tempered by the risk-reducing benefits of diversification.



## PORTFOLIO MANAGER

## Philip Bradford, CFA

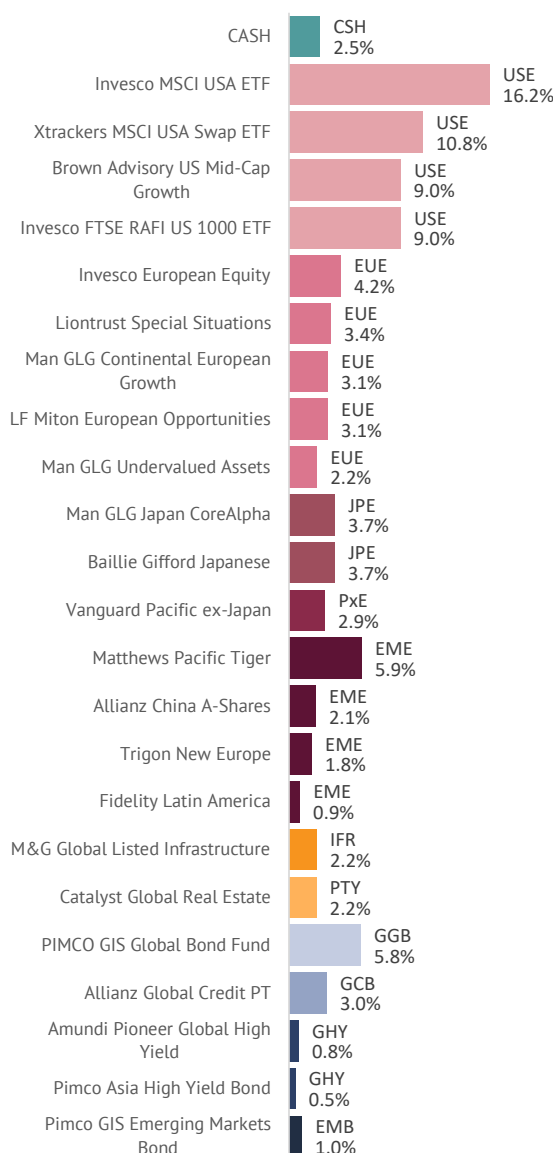
Philip Bradford is a multiple-award winning fund manager with over 21 years' experience in investment management, which includes global asset allocation and fixed-interest trading and portfolio management. Philip is a CFA® charterholder, past-president of the CFA Society South Africa and the Head of Investments for PortfolioMetrix in SA.

## INVESTMENT TEAM

Brandon Zietsman, CAIA, CFA	Liam Dawson, CFA, CAIA
Mike Roberts, CFA	Oliver Jones, BSc Hons
Nic Spicer, FFA, CFA	Riccardo Peretti, CFA
Brendan de Jongh, CFP, CFA, CAIA	Taahir Ramchandra, BCom Hons
Philip Wellington, CFA	Chloe Tang, BSc Hons
Russell Brown, MSc	

## LOOKTHROUGH FUND ALLOCATIONS

Unless denoted otherwise the target underlying funds are held within UCITS funds managed by PortfolioMetrix. These underlying funds are selected based on a rigorous quantitative (numbers) and qualitative (judgement) process. Typically, funds are selected that are specific to an asset class, although flexible funds may be used when appropriate. The current profile target weights are indicated in the chart below, although these will be varied by the investment committee as circumstances dictate.



## DISCLAIMER

This document is only for professional financial advisers, their clients and their prospective clients. The information given here is for information purposes only and is not intended to constitute financial, legal, tax, investment or other professional advice. It should not be relied upon as such and PortfolioMetrix cannot accept any liability for loss for doing so. Any forecasts, expected future returns or expected future volatilities are not guaranteed and should not be relied upon. The value of investments, and the income from them, can go down as well as up, and you may not recover the amount of your original investment. Past performance is not a reliable indicator of future performance. Portfolio holdings and asset allocation can change at any time without notice. PortfolioMetrix Asset Management Ltd is authorised and regulated by the Financial Conduct Authority (FCA) in the United Kingdom. PortfolioMetrix Asset Management SA (Pty) Ltd is an Authorised Financial Services Provider in South Africa. Full calculation methodology available on request.

## PERFORMANCE



	Rolling Period Returns*							Calendar Year Returns						Since Inception*		
	1 Mth	3 Mth	6 Mth	YTD	1 Yr	3 Yr	5 Yr	2020	2019	2018	2017	2016	2015	Cum.	Ann.*	Risk
Profile 6 FoF Blend	1.3%	3.1%	5.9%	12.9%	25.2%	10.2%	8.6%	8.1%	14.7%	-4.8%	11.8%	20.2%	4.7%	100.1%	9.6%	10.9%
Cash + 4.5%	-1.4%	1.2%	1.3%	0.5%	-2.0%	3.0%	3.1%	5.4%	1.3%	9.8%	1.5%	22.2%	6.2%	61.9%	6.6%	8.0%
Relative Return	2.7%	2.0%	4.6%	12.4%	27.2%	7.2%	5.5%	2.7%	13.4%	-14.7%	10.3%	-2.0%	-1.5%	38.2%	3.0%	

## METHODOLOGY

Returns are annualised when the measurement period is greater than one year (except if stated otherwise) and risk is calculated by using the weekly standard deviation of returns, annualised. The cash basis for the benchmark is determined by the International Monetary Fund's Special Drawing Rights (SDR), estimating a representative global cash benchmark. The performance composite of the profile is compiled from two sources, the first contributes performance from inception to 31/01/2019 and was based on fully investable model portfolios made available at Capital International Group - this can be clearly identified in the performance chart as a thin-weight blue time series. Thereafter the performance is based on the Blended UCITS methodology (Interpolated Solution), as identified by a thick-weight blue time series. Full calculation methodology available on request.

## DISCLAIMER

This document is only for professional financial advisers, their clients and their prospective clients. The information given here is for information purposes only and is not intended to constitute financial, legal, tax, investment or other professional advice. It should not be relied upon as such and PortfolioMetrix cannot accept any liability for loss for doing so. Any forecasts, expected future returns or expected future volatilities are not guaranteed and should not be relied upon. The value of investments, and the income from them, can go down as well as up, and you may not recover the amount of your original investment. Past performance is not a reliable indicator of future performance. Portfolio holdings and asset allocation can change at any time without notice. PortfolioMetrix Asset Management Ltd is authorised and regulated by the Financial Conduct Authority (FCA) in the United Kingdom. PortfolioMetrix Asset Management SA (Pty) Ltd is an Authorised Financial Services Provider in South Africa. Full calculation methodology available on request.



## PortfolioMetrix UCITS - GPS Profile 5 (GBP)

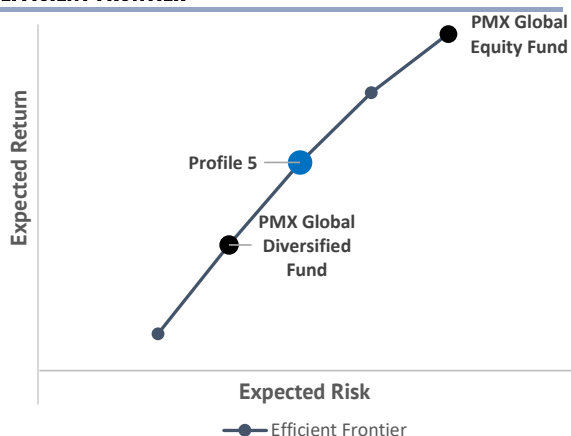
OCTOBER 2021

## PORTFOLIO CHARACTERISTICS

This portfolio has a global mandate that emphasises medium to longer-term growth of capital and income. Whilst on the slightly higher end of the risk spectrum, there remains a significant degree of focus on diversification and risk management, making it the ideal vehicle for wealth accumulation without excessive exposure to market volatility.

The portfolio is truly global and is well diversified across both asset classes, regions and funds. There is a bias towards growth assets which is expected to generate attractive returns over the long term. Nevertheless, investors need to be able to demonstrate composure in the face of volatile markets. Although the portfolio is built to remain well diversified, there may be a bias to base currency to the extent that underlying funds are hedged back to base currency.

## EFFICIENT FRONTIER



## UCITS REGULATORY DISCLOSURE

The PortfolioMetrix Global Diversified and Global Equity Funds are authorised by the Central Bank of Ireland as sub-funds of Prescient Global Funds ICAV, an umbrella investment company with segregated liability between sub-funds, pursuant to the European Communities (Undertakings for Collective Investment in Transferable Securities) Regulations 2011, as amended. Authorisation of the PortfolioMetrix Global Diversified and Global Equity Fund by the Central Bank of Ireland is not an endorsement or guarantee nor is the Central Bank of Ireland responsible for the contents of the prospectus. Authorisation by the Central Bank of Ireland shall not constitute a warranty as to the performance of the PortfolioMetrix Global Diversified and Global Equity Fund and the Central Bank of Ireland shall not be liable for the performance or default of the portfolio.

No warranty or representation is given as to the accuracy or completeness of this document and the Central Bank of Ireland shall not be liable for the performance or default of the portfolio. Prospective investors should consult a stockbroker, bank manager, solicitor, accountant, financial adviser or their professional advisers accordingly. Shares in the PortfolioMetrix Global Diversified and Global Equity Funds cannot be offered in any jurisdiction in which such offer is not authorised or registered.

Copies of the prospectus and the Key Investor Information Documents are available from PortfolioMetrix Asset Management Ltd.

## DISCLAIMER

This document is only for professional financial advisers, their clients and their prospective clients. The information given here is for information purposes only and is not intended to constitute financial, legal, tax, investment or other professional advice. It should not be relied upon as such and PortfolioMetrix cannot accept any liability for loss for doing so. Any forecasts, expected future returns or expected future volatilities are not guaranteed and should not be relied upon. The value of investments, and the income from them, can go down as well as up, and you may not recover the amount of your original investment. Past performance is not a reliable indicator of future performance. Portfolio holdings and asset allocation can change at any time without notice. PortfolioMetrix Asset Management Ltd is authorised and regulated by the Financial Conduct Authority (FCA) in the United Kingdom. PortfolioMetrix Asset Management SA (Pty) Ltd is an Authorised Financial Services Provider in South Africa. Full calculation methodology available on request.

## INVESTOR PROFILE

- Wish to accumulate capital or preserve purchasing power
- Can weather occasional periods of subdued or negative returns
- Have a preference for capital growth over income
- Have an investment time horizon of 6 years or longer

## GENERAL INFORMATION

Model Objective	To maximise the return within the mandated level of risk. Based on current projections, this portfolio is expected, but not guaranteed to, deliver Cash+ 4.1% over a 6-year rolling period.	
Minimum Investment	Platform Dependent	
Launch Date	31 January 2019	
Risk Score	69/100	(Based on a PortfolioMetrix risk model)
Underlying Assets	UCITS funds, as prescribed by the regulatory framework of the European Commission	

## FEES AND FEE CLASS INFORMATION

Annual Management Fee	0.69% (including VAT)
Ongoing Charge (OCF)	1.15%
Base Currency	GBP
Distribution Policy	Accumulation
Underlying Fund Domicile	Republic of Ireland
Valuation Date	Every Irish Business Day

\*OCF is calculated as the combination of management fees and underlying fund fees

## UNDERLYING CONSTITUENT FUNDS

Fund Name	PortfolioMetrix Global Diversified Fund	PortfolioMetrix Global Equity Fund
ISIN	IE00BHZSHT56	IE00BHZSHQ26
Share Class	B - Acc	B - Acc
Fund Allocation*	62.0%	36.0%

\* There is a 2% GBP cash allocation at the account level

## PORTFOLIOMETRIX CONTACT DETAILS

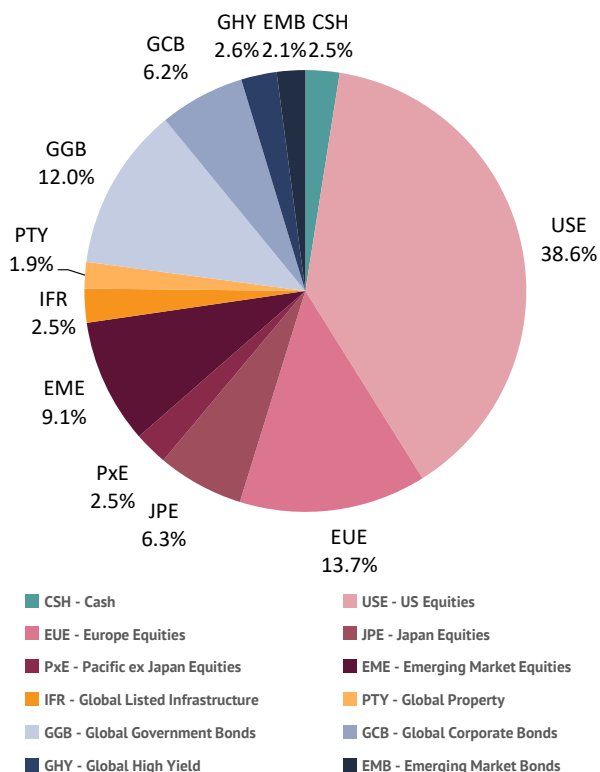
Address	Ground Floor, 66 Buckingham Gate, London, SW1E 6AU	Corner Main Office Park, 2 Payne Road, Bryanston, South Africa
Telephone	+44 207 965 7533	+27 10 448 1400
Email	info@portfoliomatrix.co.uk	info@portfoliomatrix.co.za
Website	https://www.portfoliomatrix.com/	

## PortfolioMetrix UCITS - GPS Profile 5 (GBP)

OCTOBER 2021

## LOOKTHROUGH TARGET ASSET ALLOCATION

Asset allocation is the primary driver of risk in the fund – it is also the primary driver of returns. In this portfolio, there is a bias towards growth assets, tempered by the risk-reducing benefits of diversification.



## PORTFOLIO MANAGER

## Philip Bradford, CFA

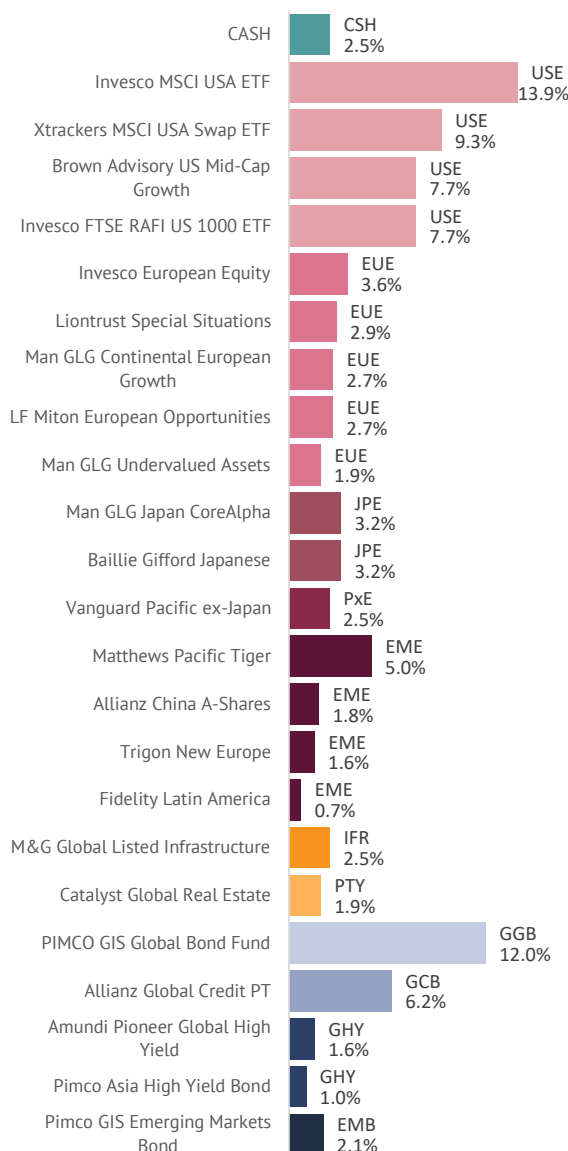
Philip Bradford is a multiple-award winning fund manager with over 21 years' experience in investment management, which includes global asset allocation and fixed-interest trading and portfolio management. Philip is a CFA® charterholder, past-president of the CFA Society South Africa and the Head of Investments for PortfolioMetrix in SA.

## INVESTMENT TEAM

Brandon Zietsman, CAIA, CFA	Liam Dawson, CFA, CAIA
Mike Roberts, CFA	Oliver Jones, BSc Hons
Nic Spicer, FFA, CFA	Riccardo Peretti, CFA
Brendan de Jongh, CFP, CFA, CAIA	Taahir Ramchandra, BCom Hons
Philip Wellington, CFA	Chloe Tang, BSc Hons
Russell Brown, MSc	

## LOOKTHROUGH FUND ALLOCATIONS

Unless denoted otherwise the target underlying funds are held within UCITS funds managed by PortfolioMetrix. These underlying funds are selected based on a rigorous quantitative (numbers) and qualitative (judgement) process. Typically, funds are selected that are specific to an asset class, although flexible funds may be used when appropriate. The current profile target weights are indicated in the chart below, although these will be varied by the investment committee as circumstances dictate.



## DISCLAIMER

This document is only for professional financial advisers, their clients and their prospective clients. The information given here is for information purposes only and is not intended to constitute financial, legal, tax, investment or other professional advice. It should not be relied upon as such and PortfolioMetrix cannot accept any liability for loss for doing so. Any forecasts, expected future returns or expected future volatilities are not guaranteed and should not be relied upon. The value of investments, and the income from them, can go down as well as up, and you may not recover the amount of your original investment. Past performance is not a reliable indicator of future performance. Portfolio holdings and asset allocation can change at any time without notice. PortfolioMetrix Asset Management Ltd is authorised and regulated by the Financial Conduct Authority (FCA) in the United Kingdom. PortfolioMetrix Asset Management SA (Pty) Ltd is an Authorised Financial Services Provider in South Africa. Full calculation methodology available on request.

## PERFORMANCE



	Rolling Period Returns*							Calendar Year Returns						Since Inception*		
	1 Mth	3 Mth	6 Mth	YTD	1 Yr	3 Yr	5 Yr	2020	2019	2018	2017	2016	2015	Cum.	Ann.*	Risk
Profile 5 FoF Blend	0.8%	2.5%	5.0%	10.4%	20.5%	9.2%	7.6%	7.9%	13.4%	-4.0%	9.8%	18.8%	3.8%	86.8%	8.6%	9.8%
Cash + 4.1%	-1.4%	1.1%	1.1%	0.1%	-2.4%	2.5%	2.7%	5.0%	0.9%	9.4%	1.1%	21.7%	5.8%	56.7%	6.1%	8.0%
Relative Return	2.3%	1.5%	3.9%	10.2%	22.9%	6.6%	4.9%	2.9%	12.5%	-13.3%	8.7%	-2.9%	-2.0%	30.0%	2.5%	

## METHODOLOGY

Returns are annualised when the measurement period is greater than one year (except if stated otherwise) and risk is calculated by using the weekly standard deviation of returns, annualised. The cash basis for the benchmark is determined by the International Monetary Fund's Special Drawing Rights (SDR), estimating a representative global cash benchmark. The performance composite of the profile is compiled from two sources, the first contributes performance from inception to 31/01/2019 and was based on fully investable model portfolios made available at Capital International Group - this can be clearly identified in the performance chart as a thin-weight blue time series. Thereafter the performance is based on the Blended UCITS methodology (Interpolated Solution), as identified by a thick-weight blue time series. Full calculation methodology available on request.

## DISCLAIMER

This document is only for professional financial advisers, their clients and their prospective clients. The information given here is for information purposes only and is not intended to constitute financial, legal, tax, investment or other professional advice. It should not be relied upon as such and PortfolioMetrix cannot accept any liability for loss for doing so. Any forecasts, expected future returns or expected future volatilities are not guaranteed and should not be relied upon. The value of investments, and the income from them, can go down as well as up, and you may not recover the amount of your original investment. Past performance is not a reliable indicator of future performance. Portfolio holdings and asset allocation can change at any time without notice. PortfolioMetrix Asset Management Ltd is authorised and regulated by the Financial Conduct Authority (FCA) in the United Kingdom. PortfolioMetrix Asset Management SA (Pty) Ltd is an Authorised Financial Services Provider in South Africa. Full calculation methodology available on request.

## PortfolioMetrix UCITS - GPS Profile 4 (GBP)

OCTOBER 2021

## PORTFOLIO CHARACTERISTICS

This fund has a global mandate that seeks to provide medium to long-term growth in capital and income whilst only assuming a moderate degree of risk. The fund sits slightly below the mid-point of the range and invests in a healthy blend of assets and managers. Careful diversification and risk management allow for a reasonable weight in growth assets, making it the ideal vehicle for both wealth accumulation and preservation over time, without excessive exposure to market volatility.

The fund is truly global and is well diversified across asset classes, regions and funds. It is expected to generate solid long-term returns without taking excessive amounts of risk. That being said, accepting a degree of uncertainty is a critical factor in wealth accumulation and the preservation of real capital. Investors need to be able to demonstrate composure in the face of volatile markets. Although the fund is built to remain well diversified, there will be a bias to base currency to the extent that underlying funds are hedged back to base currency.

## EFFICIENT FRONTIER



## UCITS REGULATORY DISCLOSURE

The PortfolioMetrix Global Diversified Fund is authorised by the Central Bank of Ireland as sub-funds of Prescient Global Funds ICAV, an umbrella investment company with segregated liability between sub-funds, pursuant to the European Communities (Undertakings for Collective Investment in Transferable Securities) Regulations 2011, as amended. Authorisation of the PortfolioMetrix Global Diversified Fund by the Central Bank of Ireland is not an endorsement or guarantee nor is the Central Bank of Ireland responsible for the contents of the prospectus. Authorisation by the Central Bank of Ireland shall not constitute a warranty as to the performance of the PortfolioMetrix Global Diversified Fund and the Central Bank of Ireland shall not be liable for the performance or default of the portfolio.

No warranty or representation is given as to the accuracy or completeness of this document and the Central Bank of Ireland shall not be liable for the performance or default of the portfolio. Prospective investors should consult a stockbroker, bank manager, solicitor, accountant, financial adviser or their professional advisers accordingly. Shares in the PortfolioMetrix Global Diversified Fund cannot be offered in any jurisdiction in which such offer is not authorised or registered.

Copies of the prospectus and the Key Investor Information Documents are available from PortfolioMetrix Asset Management Ltd.

## DISCLAIMER

This document is only for professional financial advisers, their clients and their prospective clients. The information given here is for information purposes only and is not intended to constitute financial, legal, tax, investment or other professional advice. It should not be relied upon as such and PortfolioMetrix cannot accept any liability for loss for doing so. Any forecasts, expected future returns or expected future volatilities are not guaranteed and should not be relied upon. The value of investments, and the income from them, can go down as well as up, and you may not recover the amount of your original investment. Past performance is not a reliable indicator of future performance. Portfolio holdings and asset allocation can change at any time without notice. PortfolioMetrix Asset Management Ltd is authorised and regulated by the Financial Conduct Authority (FCA) in the United Kingdom. PortfolioMetrix Asset Management SA (Pty) Ltd is an Authorised Financial Services Provider in South Africa. Full calculation methodology available on request.

## INVESTOR PROFILE

- Wish to accumulate capital or preserve purchasing power
- Prefer a moderate level of risk to the prospects of higher excess returns
- Seek a mix of income and capital growth
- Have an investment time horizon of 5 years or longer

## GENERAL INFORMATION

Model Objective	To maximise the return within the mandated level of risk. Based on current projections, this portfolio is expected, but not guaranteed to, deliver Cash+ 3.6% over a 5-year rolling period.	
Minimum Investment	Platform Dependent	
Launch Date	31 January 2019	
Risk Score	57/100	(Based on a PortfolioMetrix risk model)
Underlying Assets	UCITS funds, as prescribed by the regulatory framework of the European Commission	

## FEES AND FEE CLASS INFORMATION

Annual Management Fee	0.69% (including VAT)
Ongoing Charge (OCF)	1.14%
Base Currency	GBP
Distribution Policy	Accumulation
Underlying Fund Domicile	Republic of Ireland
Valuation Date	Every Irish Business Day

\*OCF is calculated as the combination of management fees and underlying fund fees

## UNDERLYING CONSTITUENT FUNDS

Fund Name	PortfolioMetrix Global Diversified Fund
ISIN	IE00BHZSHT56
Share Class	B - Acc
Fund Allocation*	98.0%

\* There is a 2% GBP cash allocation at the account level

## PORTFOLIOMETRIX CONTACT DETAILS

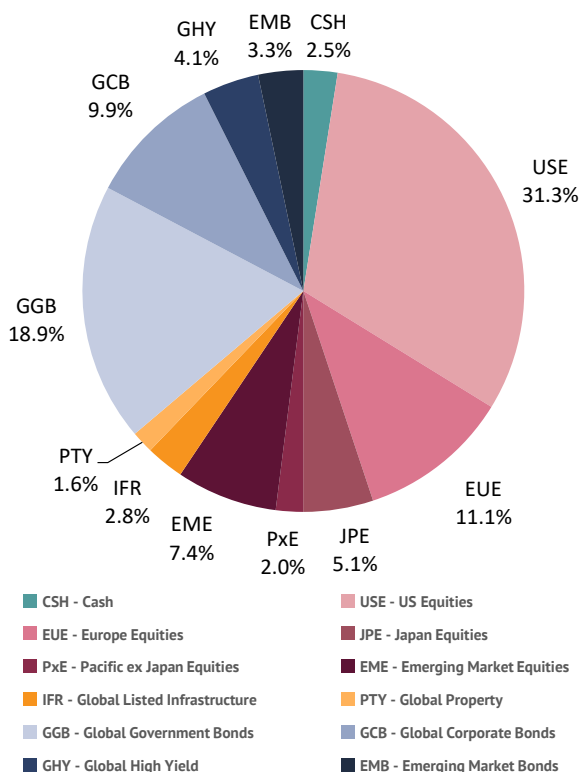
Address	Ground Floor, 66 Buckingham Gate, London, SW1E 6AU	Corner Main Office Park, 2 Payne Road, Bryanston, South Africa
Telephone	+44 207 965 7533	+27 10 448 1400
Email	info@portfoliomatrix.co.uk	info@portfoliomatrix.co.za
Website	https://www.portfoliomatrix.com/	

## PortfolioMetrix UCITS - GPS Profile 4 (GBP)

OCTOBER 2021

## LOOKTHROUGH TARGET ASSET ALLOCATION

Asset allocation is the primary driver of risk in the fund – it is also the primary driver of returns. In this fund, the risk-reducing benefits of diversification allow for a significant inclusion of growth assets, whilst still maintaining a moderate risk profile.



## PORTFOLIO MANAGER

## Philip Bradford, CFA

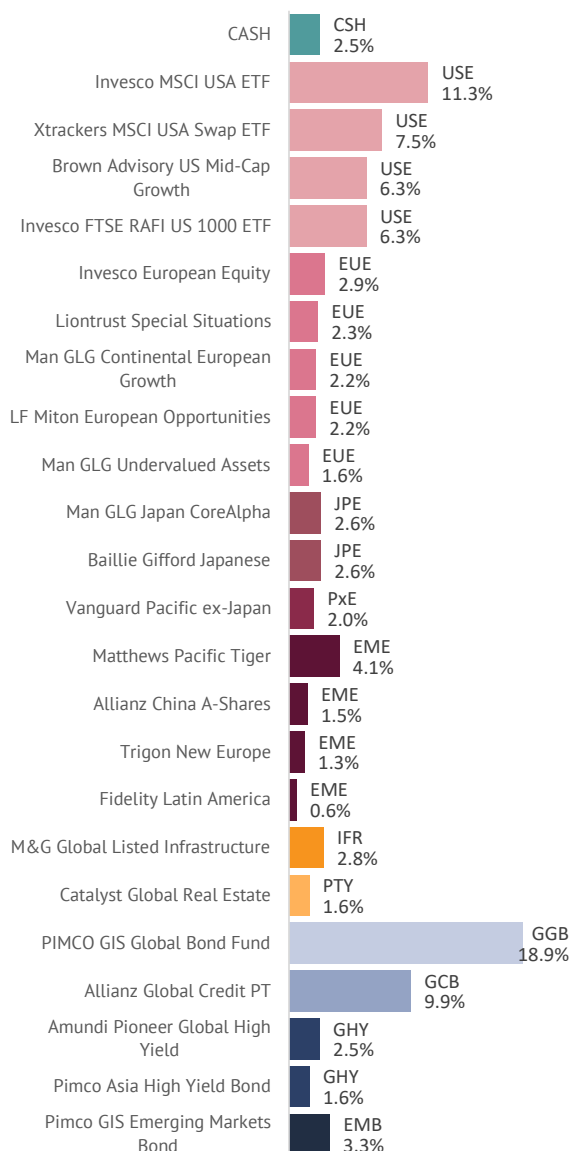
Philip Bradford is a multiple-award winning fund manager with over 21 years' experience in investment management, which includes global asset allocation and fixed-interest trading and portfolio management. Philip is a CFA® charterholder, past-president of the CFA Society South Africa and the Head of Investments for PortfolioMetrix in SA.

## INVESTMENT TEAM

Brandon Zietsman, CAIA, CFA	Liam Dawson, CFA, CAIA
Mike Roberts, CFA	Oliver Jones, BSc Hons
Nic Spicer, FFA, CFA	Riccardo Peretti, CFA
Brendan de Jongh, CFP, CFA, CAIA	Taahir Ramchandra, BCom Hons
Philip Wellington, CFA	Chloe Tang, BSc Hons
Russell Brown, MSc	

## LOOKTHROUGH FUND ALLOCATIONS

Unless denoted otherwise the target underlying funds are held within UCITS funds managed by PortfolioMetrix. These underlying funds are selected based on a rigorous quantitative (numbers) and qualitative (judgement) process. Typically, funds are selected that are specific to an asset class, although flexible funds may be used when appropriate. The current profile target weights are indicated in the chart below, although these will be varied by the investment committee as circumstances dictate.



## DISCLAIMER

This document is only for professional financial advisers, their clients and their prospective clients. The information given here is for information purposes only and is not intended to constitute financial, legal, tax, investment or other professional advice. It should not be relied upon as such and PortfolioMetrix cannot accept any liability for loss for doing so. Any forecasts, expected future returns or expected future volatilities are not guaranteed and should not be relied upon. The value of investments, and the income from them, can go down as well as up, and you may not recover the amount of your original investment. Past performance is not a reliable indicator of future performance. Portfolio holdings and asset allocation can change at any time without notice. PortfolioMetrix Asset Management Ltd is authorised and regulated by the Financial Conduct Authority (FCA) in the United Kingdom. PortfolioMetrix Asset Management SA (Pty) Ltd is an Authorised Financial Services Provider in South Africa. Full calculation methodology available on request.

## PERFORMANCE



	Rolling Period Returns*							Calendar Year Returns						Since Inception*		
	1 Mth	3 Mth	6 Mth	YTD	1 Yr	3 Yr	5 Yr	2020	2019	2018	2017	2016	2015	Cum.	Ann.*	Risk
Profile 4 FoF Blend	0.3%	1.8%	4.0%	7.5%	15.3%	7.9%	6.3%	7.6%	11.9%	-3.0%	7.3%	16.7%	3.1%	71.1%	7.4%	8.6%
Cash + 3.6%	-1.5%	0.9%	0.8%	-0.3%	-2.9%	2.0%	2.2%	4.4%	0.4%	8.8%	0.6%	21.1%	5.2%	50.9%	5.6%	8.0%
Relative Return	1.7%	0.9%	3.1%	7.8%	18.2%	5.9%	4.2%	3.2%	11.5%	-11.8%	6.7%	-4.4%	-2.1%	20.2%	1.8%	

## METHODOLOGY

Returns are annualised when the measurement period is greater than one year (except if stated otherwise) and risk is calculated by using the weekly standard deviation of returns, annualised. The cash basis for the benchmark is determined by the International Monetary Fund's Special Drawing Rights (SDR), estimating a representative global cash benchmark. The performance composite of the profile is compiled from two sources, the first contributes performance from inception to 31/01/2019 and was based on fully investable model portfolios made available at Capital International Group - this can be clearly identified in the performance chart as a thin-weight blue time series. Thereafter the performance is based on the Blended UCITS methodology (Interpolated Solution), as identified by a thick-weight blue time series. Full calculation methodology available on request.

## DISCLAIMER

This document is only for professional financial advisers, their clients and their prospective clients. The information given here is for information purposes only and is not intended to constitute financial, legal, tax, investment or other professional advice. It should not be relied upon as such and PortfolioMetrix cannot accept any liability for loss for doing so. Any forecasts, expected future returns or expected future volatilities are not guaranteed and should not be relied upon. The value of investments, and the income from them, can go down as well as up, and you may not recover the amount of your original investment. Past performance is not a reliable indicator of future performance. Portfolio holdings and asset allocation can change at any time without notice. PortfolioMetrix Asset Management Ltd is authorised and regulated by the Financial Conduct Authority (FCA) in the United Kingdom. PortfolioMetrix Asset Management SA (Pty) Ltd is an Authorised Financial Services Provider in South Africa. Full calculation methodology available on request.

## PortfolioMetrix UCITS - GPS Profile 3 (GBP)

OCTOBER 2021

## PORTFOLIO CHARACTERISTICS

This fund has a global mandate that seeks to provide medium to long-term growth in capital and income whilst only assuming a moderate degree of risk. The fund sits slightly below the mid-point of the range and invests in a healthy blend of assets and managers. Careful diversification and risk management allow for a reasonable weight in growth assets, making it the ideal vehicle for both wealth accumulation and preservation over time, without excessive exposure to market volatility.

The fund is truly global and is well diversified across asset classes, regions and funds. It is expected to generate solid long-term returns without taking excessive amounts of risk. That being said, accepting a degree of uncertainty is a critical factor in wealth accumulation and the preservation of real capital. Investors need to be able to demonstrate composure in the face of volatile markets. Although the fund is built to remain well diversified, there will be a bias to base currency to the extent that underlying funds are hedged back to base currency.

## EFFICIENT FRONTIER



## UCITS REGULATORY DISCLOSURE

The PortfolioMetrix Global Diversified Fund is authorised by the Central Bank of Ireland as sub-funds of Prescient Global Funds ICAV, an umbrella investment company with segregated liability between sub-funds, pursuant to the European Communities (Undertakings for Collective Investment in Transferable Securities) Regulations 2011, as amended. Authorisation of the PortfolioMetrix Global Diversified Fund by the Central Bank of Ireland is not an endorsement or guarantee nor is the Central Bank of Ireland responsible for the contents of the prospectus. Authorisation by the Central Bank of Ireland shall not constitute a warranty as to the performance of the PortfolioMetrix Global Diversified Fund and the Central Bank of Ireland shall not be liable for the performance or default of the portfolio.

No warranty or representation is given as to the accuracy or completeness of this document and the Central Bank of Ireland shall not be liable for the performance or default of the portfolio. Prospective investors should consult a stockbroker, bank manager, solicitor, accountant, financial adviser or their professional advisers accordingly. Shares in the PortfolioMetrix Global Diversified Fund cannot be offered in any jurisdiction in which such offer is not authorised or registered.

Copies of the prospectus and the Key Investor Information Documents are available from PortfolioMetrix Asset Management Ltd.

## DISCLAIMER

This document is only for professional financial advisers, their clients and their prospective clients. The information given here is for information purposes only and is not intended to constitute financial, legal, tax, investment or other professional advice. It should not be relied upon as such and PortfolioMetrix cannot accept any liability for loss for doing so. Any forecasts, expected future returns or expected future volatilities are not guaranteed and should not be relied upon. The value of investments, and the income from them, can go down as well as up, and you may not recover the amount of your original investment. Past performance is not a reliable indicator of future performance. Portfolio holdings and asset allocation can change at any time without notice. PortfolioMetrix Asset Management Ltd is authorised and regulated by the Financial Conduct Authority (FCA) in the United Kingdom. PortfolioMetrix Asset Management SA (Pty) Ltd is an Authorised Financial Services Provider in South Africa. Full calculation methodology available on request.

## INVESTOR PROFILE

- Wish to accumulate capital or preserve purchasing power
- Prefer a moderate level of risk to the prospects of higher excess returns
- Seek a mix of income and capital growth
- Have an investment time horizon of 5 years or longer

## GENERAL INFORMATION

Model Objective	To maximise the return within the mandated level of risk. Based on current projections, this portfolio is expected, but not guaranteed to, deliver Cash+ 3.1% over a 5-year rolling period.	
Minimum Investment	Platform Dependent	
Launch Date	3 February 2020	
Risk Score	<b>46/100</b>	(Based on a PortfolioMetrix risk model)
Underlying Assets	UCITS funds, as prescribed by the regulatory framework of the European Commission	

## FEES AND FEE CLASS INFORMATION

Annual Management Fee	0.66% (including VAT)
Ongoing Charge (OCF)	1.05%
Base Currency	GBP
Distribution Policy	Accumulation
Underlying Fund Domicile	Republic of Ireland
Valuation Date	Every Irish Business Day

\*OCF is calculated as the combination of management fees and underlying fund fees

## UNDERLYING CONSTITUENT FUNDS

Fund Name	PIMCO GIS Global Bond Fund	PortfolioMetrix Global Diversified Fund
ISIN	IE00BDCXSJ26	IE00BHZSHT56
Share Class	B - Acc	B - Acc
Fund Allocation*	14.0%	84.0%

\* There is a 2% GBP cash allocation at the account level

## PORTFOLIOMETRIX CONTACT DETAILS

Address	Ground Floor, 66 Buckingham Gate, London, SW1E 6AU	Corner Main Office Park, 2 Payne Road, Bryanston, South Africa
Telephone	+44 207 965 7533	+27 10 448 1400
Email	info@portfoliomatrix.co.uk	info@portfoliomatrix.co.za
Website	<a href="https://www.portfoliomatrix.com/">https://www.portfoliomatrix.com/</a>	

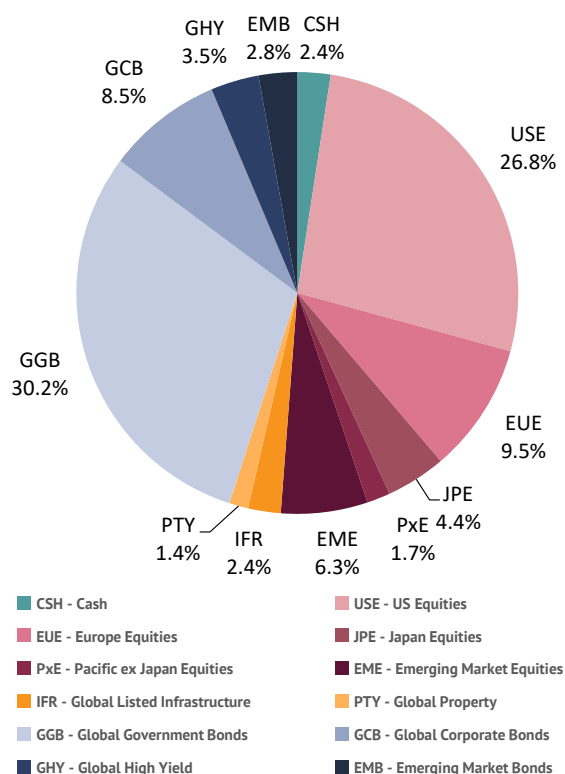


## PortfolioMetrix UCITS - GPS Profile 3 (GBP)

OCTOBER 2021

## LOOKTHROUGH TARGET ASSET ALLOCATION

Asset allocation is the primary driver of risk in the fund – it is also the primary driver of returns. In this fund, the risk-reducing benefits of diversification allow for a significant inclusion of growth assets, whilst still maintaining a moderate risk profile.



## PORTFOLIO MANAGER

## Philip Bradford, CFA

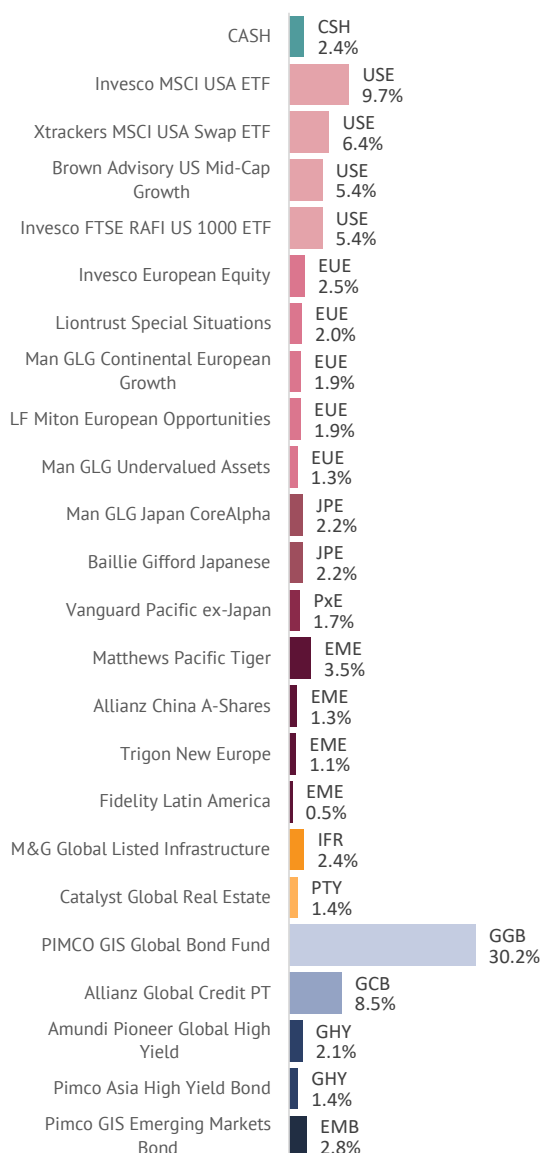
Philip Bradford is a multiple-award winning fund manager with over 21 years' experience in investment management, which includes global asset allocation and fixed-interest trading and portfolio management. Philip is a CFA® charterholder, past-president of the CFA Society South Africa and the Head of Investments for PortfolioMetrix in SA.

## INVESTMENT TEAM

Brandon Zietsman, CAIA, CFA	Liam Dawson, CFA, CAIA
Mike Roberts, CFA	Oliver Jones, BSc Hons
Nic Spicer, FFA, CFA	Riccardo Peretti, CFA
Brendan de Jongh, CFP, CFA, CAIA	Taahir Ramchandra, BCom Hons
Philip Wellington, CFA	Chloe Tang, BSc Hons
Russell Brown, MSc	

## LOOKTHROUGH FUND ALLOCATIONS

Unless denoted otherwise the target underlying funds are held within UCITS funds managed by PortfolioMetrix. These underlying funds are selected based on a rigorous quantitative (numbers) and qualitative (judgement) process. Typically, funds are selected that are specific to an asset class, although flexible funds may be used when appropriate. The current profile target weights are indicated in the chart below, although these will be varied by the investment committee as circumstances dictate.



## DISCLAIMER

This document is only for professional financial advisers, their clients and their prospective clients. The information given here is for information purposes only and is not intended to constitute financial, legal, tax, investment or other professional advice. It should not be relied upon as such and PortfolioMetrix cannot accept any liability for loss for doing so. Any forecasts, expected future returns or expected future volatilities are not guaranteed and should not be relied upon. The value of investments, and the income from them, can go down as well as up, and you may not recover the amount of your original investment. Past performance is not a reliable indicator of future performance. Portfolio holdings and asset allocation can change at any time without notice. PortfolioMetrix Asset Management Ltd is authorised and regulated by the Financial Conduct Authority (FCA) in the United Kingdom. PortfolioMetrix Asset Management SA (Pty) Ltd is an Authorised Financial Services Provider in South Africa. Full calculation methodology available on request.

## PortfolioMetrix UCITS - GPS Profile 3 (GBP)

OCTOBER 2021

## PERFORMANCE



	Rolling Period Returns*							Calendar Year Returns						Since Inception*		
	1 Mth	3 Mth	6 Mth	YTD	1 Yr	3 Yr	5 Yr	2020	2019	2018	2017	2016	2015	Cum.	Ann.*	Risk
Profile 3 FoF Blend	0.0%	1.5%	3.3%	5.8%	12.0%	7.2%	5.5%	7.0%	11.6%	-2.1%	5.0%	14.6%	3.0%	59.5%	6.4%	7.6%
Cash + 3.1%	-1.5%	0.8%	0.6%	-0.7%	-3.4%	1.5%	1.7%	3.9%	-0.1%	8.3%	0.1%	20.5%	4.7%	45.5%	5.1%	8.0%
Relative Return	1.5%	0.6%	2.7%	6.4%	15.4%	5.7%	3.8%	3.1%	11.7%	-10.4%	4.9%	-5.9%	-1.7%	13.9%	1.3%	

## METHODOLOGY

Returns are annualised when the measurement period is greater than one year (except if stated otherwise) and risk is calculated by using the weekly standard deviation of returns, annualised. The cash basis for the benchmark is determined by the International Monetary Fund's Special Drawing Rights (SDR), estimating a representative global cash benchmark. The performance composite of the profile is compiled from two sources, the first contributes performance from inception to 2020/03/02 and was based on fully investable model portfolios made available at Capital International Group - this can be clearly identified in the performance chart as a thin-weight blue time series. Thereafter the performance is based on the Blended UCITS methodology (Interpolated Solution), as identified by a thick-weight blue time series. Full calculation methodology available on request.

## DISCLAIMER

This document is only for professional financial advisers, their clients and their prospective clients. The information given here is for information purposes only and is not intended to constitute financial, legal, tax, investment or other professional advice. It should not be relied upon as such and PortfolioMetrix cannot accept any liability for loss for doing so. Any forecasts, expected future returns or expected future volatilities are not guaranteed and should not be relied upon. The value of investments, and the income from them, can go down as well as up, and you may not recover the amount of your original investment. Past performance is not a reliable indicator of future performance. Portfolio holdings and asset allocation can change at any time without notice. PortfolioMetrix Asset Management Ltd is authorised and regulated by the Financial Conduct Authority (FCA) in the United Kingdom. PortfolioMetrix Asset Management SA (Pty) Ltd is an Authorised Financial Services Provider in South Africa. Full calculation methodology available on request.

## PortfolioMetrix - GPS Passive Profile 7 (USD)

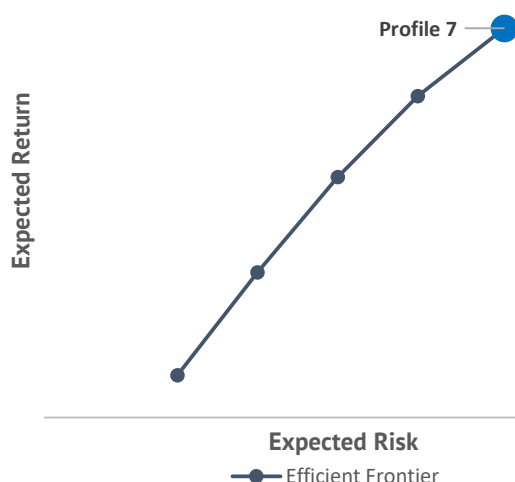
OCTOBER 2021

## PORTFOLIO CHARACTERISTICS

The Equity fund emphasises longer-term growth in capital whilst accepting a higher degree of risk. Within the range, the fund sits at the top end of the risk spectrum and invests predominantly in growth assets. Careful diversification still allows for a significant degree of risk management, making it the ideal vehicle for long-term wealth accumulation at the cost of more volatile returns.

Experience has shown that mandates such as these have performed materially better than global cash and bonds, highlighting that taking risk is a critical factor in achieving returns. However, investors need to be aware that, even with diversification, this portfolio may produce negative returns for even sustained periods and that investors need to demonstrate composure in the face of volatile markets. Although the portfolio is built to remain well diversified, there may be a bias to base currency to the extent that underlying funds are hedged back to base currency.

## EFFICIENT FRONTIER



## INVESTOR PROFILE

- Are focussed on maximising returns
- Are prepared to accept a higher level of risk
- Prefer capital growth over income
- Have an investment time horizon of 7 years or longer

## GENERAL INFORMATION

Objective	To maximise the return within the mandated level of risk. Based on current projections, this portfolio is expected, but not guaranteed to, deliver Cash+ 5% over a 7-year rolling period.	
Minimum Investment	\$40,000 (Capital International Group)	
Legal Structure	The fund is structured as a model portfolio ("wrap" fund), with the investor holding the units in a segregated account via the appointed nominee.	
Risk Score	100/100	(Based on a PortfolioMetrix risk model)
Launch Date	31 March 2017	
Currency	USD (Base Pricing)	
Underlying Assets	Units in Foreign CISs, including unapproved funds under Section 65 (3) of the CISA Act, 2002.	

## FEES AND FEE CLASS INFORMATION

Annual Management Fee <sup>^</sup>	0.25% (excluding VAT)
Underlying Fund Fees	0.15%
Ongoing Charges (OCF <sup>*</sup> )	0.40%
Base Currency	USD
Distribution Policy	Accumulation

<sup>^</sup>The ex-VAT annual management fee will be reduced from 0.50% to 0.25% on 2021/04/30

<sup>\*</sup>OCF is calculated as the combination of management fees and underlying fund fees

## PORTFOLIO MANAGER

## Philip Bradford, CFA

Philip Bradford is a multiple-award winning fund manager with over 21 years' experience in investment management, which includes global asset allocation and fixed-interest trading and portfolio management. Philip is a CFA® charterholder, past-president of the CFA Society South Africa and the Head of Investments for PortfolioMetrix in SA.

## PORTFOLIOMETRIX CONTACT DETAILS

Address	Ground Floor, 66 Buckingham Gate, London, SW1E 6AU	Corner Main Office Park, 2 Payne Road, Bryanston, South Africa
Telephone	+44 207 965 7533	+27 10 448 1400
Email	info@portfoliomatrix.co.uk	info@portfoliomatrix.co.za
Website	<a href="https://www.portfoliomatrix.com/">https://www.portfoliomatrix.com/</a>	

## DISCLAIMER

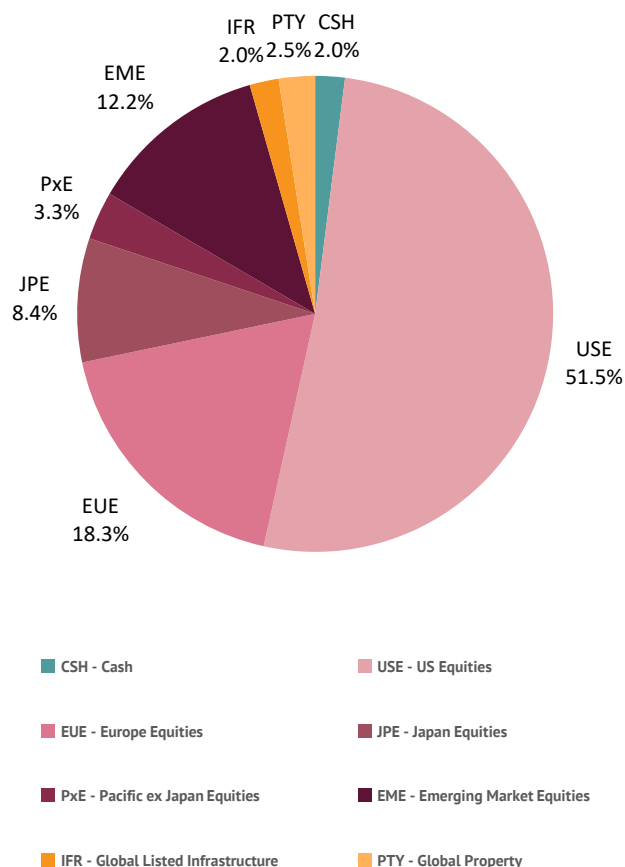
This document is only for professional financial advisers, their clients and their prospective clients. The information given here is for information purposes only and is not intended to constitute financial, legal, tax, investment or other professional advice. It should not be relied upon as such and PortfolioMetrix cannot accept any liability for loss for doing so. Any forecasts, expected future returns or expected future volatilities are not guaranteed and should not be relied upon. The value of investments, and the income from them, can go down as well as up, and you may not recover the amount of your original investment. Past performance is not a reliable indicator of future performance. Portfolio holdings and asset allocation can change at any time without notice. PortfolioMetrix Asset Management Ltd is authorised and regulated by the Financial Conduct Authority (FCA) in the United Kingdom. PortfolioMetrix Asset Management SA (Pty) Ltd is an Authorised Financial Services Provider in South Africa. Full calculation methodology available on request.

## PortfolioMetrix - GPS Passive Profile 7 (USD)

OCTOBER 2021

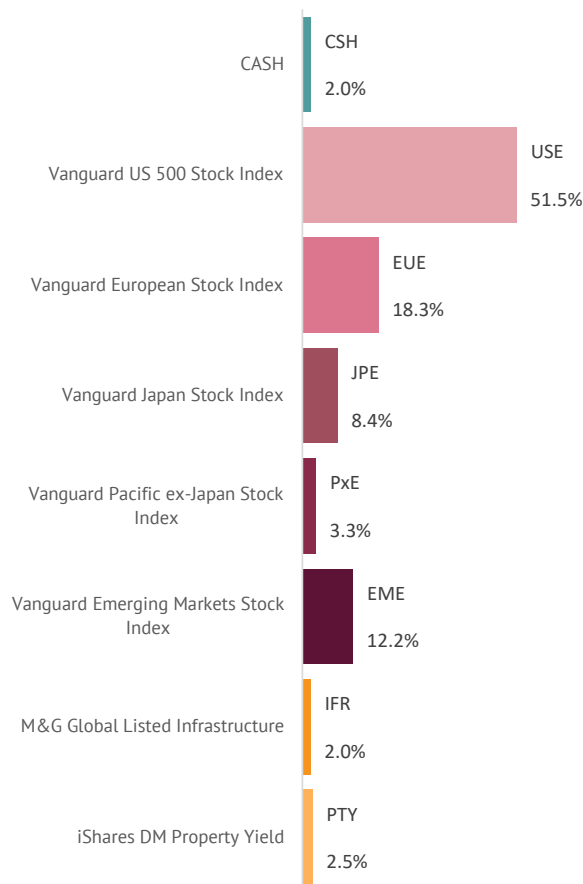
## LOOKTHROUGH TARGET ASSET ALLOCATION

Asset allocation is the primary driver of risk in the fund – it is also the primary driver of returns. In this fund, the benefits of diversification allow for a significant reduction in overall portfolio risk relative to the riskiness of the individual underlying assets; without compromising the ability to generate growth.



## LOOKTHROUGH TARGET FUND ALLOCATION

The primary implementation is through the use of passive funds and exchange traded funds. The selected funds are typically clean asset class implementations however the mandate does allow for deviation in this regard.



## INVESTMENT TEAM

Brandon Zietsman, CAIA, CFA	Russell Brown, MSc
Mike Roberts, CFA	Liam Dawson, CFA, CAIA
Nic Spicer, FFA, CFA	Oliver Jones, BSc Hons
Brendan de Jongh, CFP, CFA, CAIA	Riccardo Peretti, CFA
Philip Wellington, CFA	Taahir Ramchandra, BCom Hons

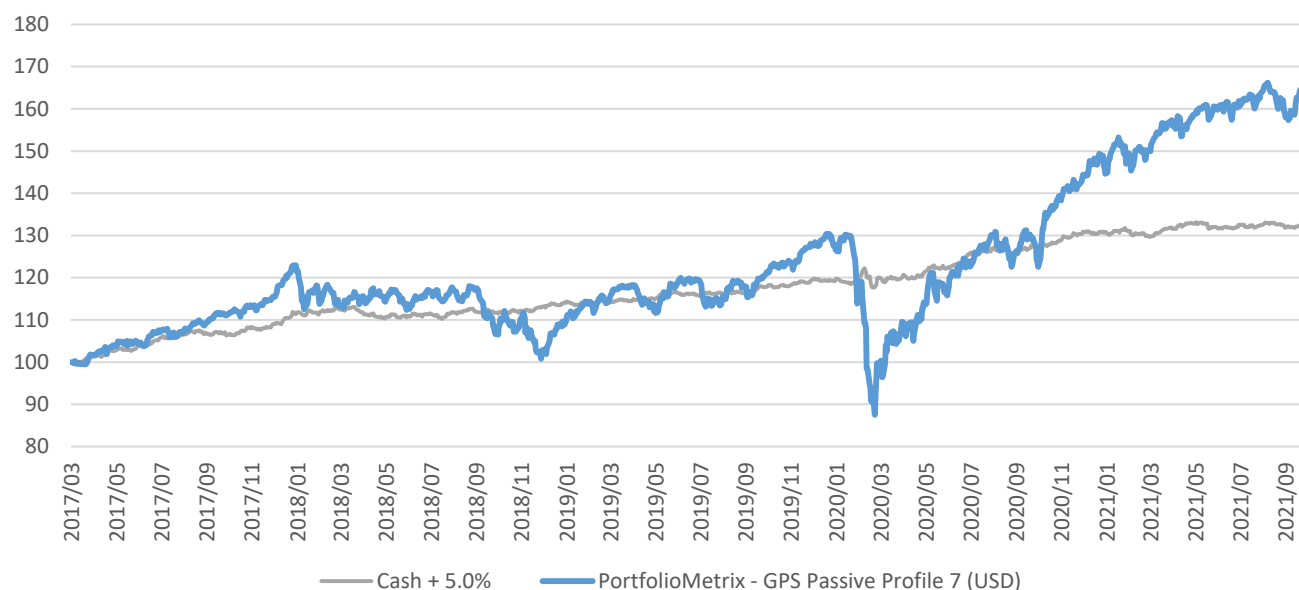
## DISCLAIMER

This document is only for professional financial advisers, their clients and their prospective clients. The information given here is for information purposes only and is not intended to constitute financial, legal, tax, investment or other professional advice. It should not be relied upon as such and PortfolioMetrix cannot accept any liability for loss for doing so. Any forecasts, expected future returns or expected future volatilities are not guaranteed and should not be relied upon. The value of investments, and the income from them, can go down as well as up, and you may not recover the amount of your original investment. Past performance is not a reliable indicator of future performance. Portfolio holdings and asset allocation can change at any time without notice. PortfolioMetrix Asset Management Ltd is authorised and regulated by the Financial Conduct Authority (FCA) in the United Kingdom. PortfolioMetrix Asset Management SA (Pty) Ltd is an Authorised Financial Services Provider in South Africa. Full calculation methodology available on request.

## PortfolioMetrix - GPS Passive Profile 7 (USD)

OCTOBER 2021

## PERFORMANCE



	Rolling Period Returns*							Calendar Year Returns						Since Inception*		
	1 Mth	3 Mth	6 Mth	YTD	1 Yr	3 Yr	5 Yr	2020	2019	2018	2017	2016	2015	Cum.	Ann.*	Risk
PMX Profile 7	4.6%	2.9%	5.9%	14.8%	34.8%	15.0%	--	12.8%	24.0%	-10.9%	--	--	--	65.3%	11.5%	16.2%
Cash + 5.0%	0.3%	-0.1%	0.5%	1.1%	4.3%	5.8%	--	9.2%	5.8%	3.8%	--	--	--	32.2%	6.3%	3.4%
Relative Return	4.3%	3.0%	5.4%	13.7%	30.5%	9.2%	--	3.6%	18.2%	-14.7%	--	--	--	33.0%	5.3%	

## METHODOLOGY

Returns are annualised when the measurement period is greater than one year (except if stated otherwise) and risk is calculated by using the weekly standard deviation of returns, annualised. The cash basis for the benchmark is determined by the International Monetary Fund's Special Drawing Rights (SDR), estimating a representative global cash benchmark. Performance for the GPS Passive portfolios are based on fully investable model portfolios made available at Capital International Group. Inception of these portfolios is 2017/03/31. Full calculation methodology available on request.

## DISCLAIMER

This document is only for professional financial advisers, their clients and their prospective clients. The information given here is for information purposes only and is not intended to constitute financial, legal, tax, investment or other professional advice. It should not be relied upon as such and PortfolioMetrix cannot accept any liability for loss for doing so. Any forecasts, expected future returns or expected future volatilities are not guaranteed and should not be relied upon. The value of investments, and the income from them, can go down as well as up, and you may not recover the amount of your original investment. Past performance is not a reliable indicator of future performance. Portfolio holdings and asset allocation can change at any time without notice. PortfolioMetrix Asset Management Ltd is authorised and regulated by the Financial Conduct Authority (FCA) in the United Kingdom. PortfolioMetrix Asset Management SA (Pty) Ltd is an Authorised Financial Services Provider in South Africa. Full calculation methodology available on request.

## PortfolioMetrix - GPS Passive Profile 6 (USD)

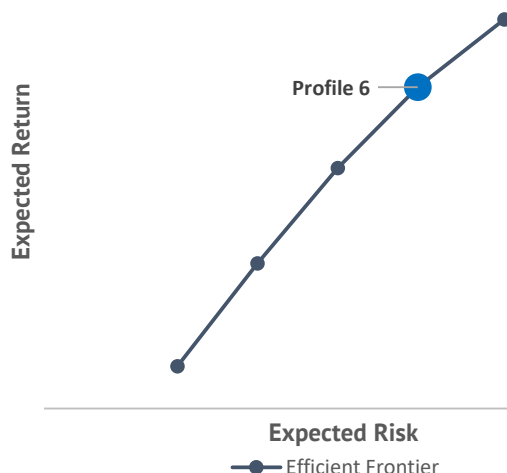
OCTOBER 2021

## PORTFOLIO CHARACTERISTICS

This portfolio has a global mandate that emphasises medium to longer-term growth of capital and income. Whilst on the slightly higher end of the risk spectrum, there remains a significant degree of focus on diversification and risk management, making it the ideal vehicle for wealth accumulation without excessive exposure to market volatility.

The portfolio is truly global and is well diversified across both asset classes, regions and funds. There is a bias towards growth assets which is expected to generate attractive returns over the long term. Nevertheless, investors need to be able to demonstrate composure in the face of volatile markets. Although the portfolio is built to remain well diversified, there may be a bias to base currency to the extent that underlying funds are hedged back to base currency.

## EFFICIENT FRONTIER



## PORTFOLIO MANAGER

## Philip Bradford, CFA

Philip Bradford is a multiple-award winning fund manager with over 21 years' experience in investment management, which includes global asset allocation and fixed-interest trading and portfolio management. Philip is a CFA® charterholder, past-president of the CFA Society South Africa and the Head of Investments for PortfolioMetrix in SA.

## DISCLAIMER

This document is only for professional financial advisers, their clients and their prospective clients. The information given here is for information purposes only and is not intended to constitute financial, legal, tax, investment or other professional advice. It should not be relied upon as such and PortfolioMetrix cannot accept any liability for loss for doing so. Any forecasts, expected future returns or expected future volatilities are not guaranteed and should not be relied upon. The value of investments, and the income from them, can go down as well as up, and you may not recover the amount of your original investment. Past performance is not a reliable indicator of future performance. Portfolio holdings and asset allocation can change at any time without notice. PortfolioMetrix Asset Management Ltd is authorised and regulated by the Financial Conduct Authority (FCA) in the United Kingdom. PortfolioMetrix Asset Management SA (Pty) Ltd is an Authorised Financial Services Provider in South Africa. Full calculation methodology available on request.

## INVESTOR PROFILE

- Wish to accumulate capital or preserve purchasing power
- Can weather occasional periods of subdued or negative returns
- Have a preference for capital growth over income
- Have an investment time horizon of 6 years or longer

## GENERAL INFORMATION

Objective	To maximise the return within the mandated level of risk. Based on current projections, this portfolio is expected, but not guaranteed to, deliver Cash+ 4.5% over a 6-year rolling period.	
Minimum Investment	\$40,000 (Capital International Group)	
Legal Structure	The fund is structured as a model portfolio ("wrap" fund), with the investor holding the units in a segregated account via the appointed nominee.	
Risk Score	80/100	(Based on a PortfolioMetrix risk model)
Launch Date	31 March 2017	
Currency	USD (Base Pricing)	
Underlying Assets	Units in Foreign CISs, including unapproved funds under Section 65 (3) of the CISA Act, 2002.	

## FEES AND FEE CLASS INFORMATION

Annual Management Fee <sup>^</sup>	0.25% (excluding VAT)
Underlying Fund Fees	0.20%
Ongoing Charges (OCF*)	0.45%
Base Currency	USD
Distribution Policy	Accumulation

<sup>^</sup>The ex-VAT annual management fee will be reduced from 0.50% to 0.25% on 2021/04/30

\*OCF is calculated as the combination of management fees and underlying fund fees

## PORTFOLIOMETRIX CONTACT DETAILS

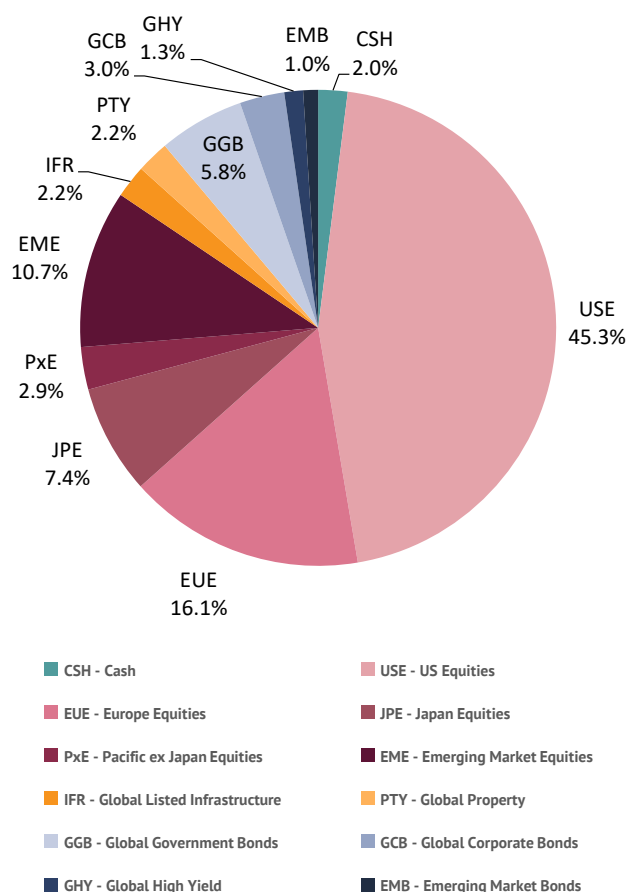
Address	Ground Floor, 66 Buckingham Gate, London, SW1E 6AU	Corner Main Office Park, 2 Payne Road, Bryanston, South Africa
Telephone	+44 207 965 7533	+27 10 448 1400
Email	info@portfoliomatrix.co.uk	info@portfoliomatrix.co.za
Website	<a href="https://www.portfoliomatrix.com/">https://www.portfoliomatrix.com/</a>	

## PortfolioMetrix - GPS Passive Profile 6 (USD)

OCTOBER 2021

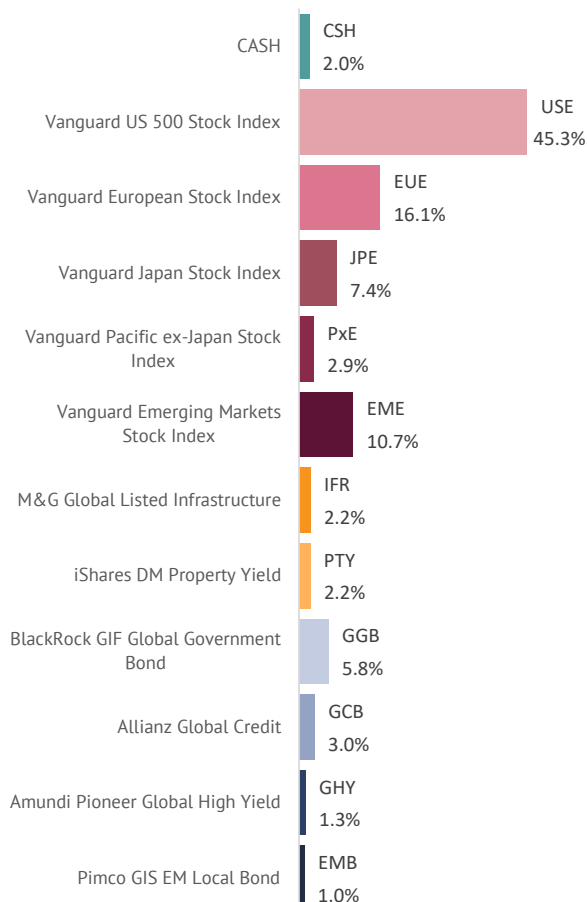
## LOOKTHROUGH TARGET ASSET ALLOCATION

Asset allocation is the primary driver of risk in the fund – it is also the primary driver of returns. In this portfolio, there is a bias towards growth assets, tempered by the risk-reducing benefits of diversification.



## LOOKTHROUGH TARGET FUND ALLOCATION

The primary implementation is through the use of passive funds and exchange traded funds. The selected funds are typically clean asset class implementations however the mandate does allow for deviation in this regard.



## INVESTMENT TEAM

Brandon Zietsman, CAIA, CFA	Russell Brown, MSc
Mike Roberts, CFA	Liam Dawson, CFA, CAIA
Nic Spicer, FFA, CFA	Oliver Jones, BSc Hons
Brendan de Jongh, CFP, CFA, CAIA	Riccardo Peretti, CFA
Philip Wellington, CFA	Taahir Ramchandra, BCom Hons

## DISCLAIMER

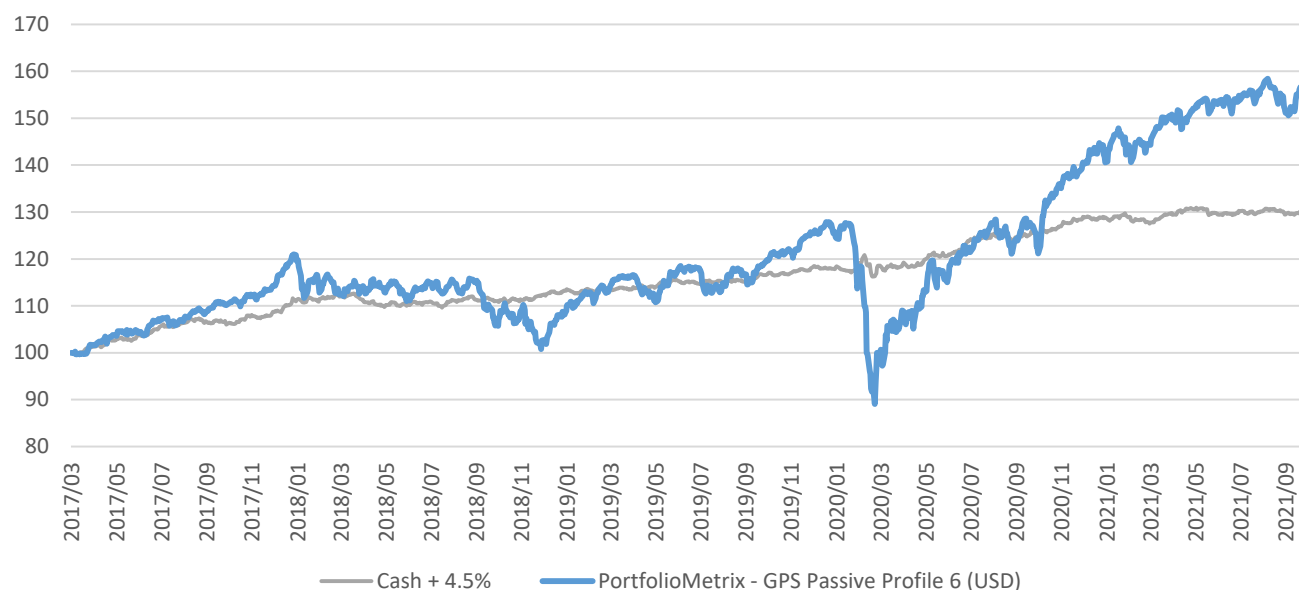
This document is only for professional financial advisers, their clients and their prospective clients. The information given here is for information purposes only and is not intended to constitute financial, legal, tax, investment or other professional advice. It should not be relied upon as such and PortfolioMetrix cannot accept any liability for loss for doing so. Any forecasts, expected future returns or expected future volatilities are not guaranteed and should not be relied upon. The value of investments, and the income from them, can go down as well as up, and you may not recover the amount of your original investment. Past performance is not a reliable indicator of future performance. Portfolio holdings and asset allocation can change at any time without notice. PortfolioMetrix Asset Management Ltd is authorised and regulated by the Financial Conduct Authority (FCA) in the United Kingdom. PortfolioMetrix Asset Management SA (Pty) Ltd is an Authorised Financial Services Provider in South Africa. Full calculation methodology available on request.



## PortfolioMetrix - GPS Passive Profile 6 (USD)

OCTOBER 2021

## PERFORMANCE



	Rolling Period Returns*							Calendar Year Returns						Since Inception*		
	1 Mth	3 Mth	6 Mth	YTD	1 Yr	3 Yr	5 Yr	2020	2019	2018	2017	2016	2015	Cum.	Ann.*	Risk
PMX Profile 6	4.0%	2.2%	5.0%	12.1%	29.8%	13.5%	--	11.8%	22.1%	-10.1%	--	--	--	57.2%	10.3%	14.6%
Cash + 4.5%	0.3%	-0.2%	0.3%	0.8%	3.9%	5.4%	--	8.8%	5.4%	3.4%	--	--	--	29.8%	5.8%	3.4%
Relative Return	3.8%	2.4%	4.7%	11.3%	25.8%	8.1%	--	3.1%	16.7%	-13.5%	--	--	--	27.4%	4.5%	

## METHODOLOGY

Returns are annualised when the measurement period is greater than one year (except if stated otherwise) and risk is calculated by using the weekly standard deviation of returns, annualised. The cash basis for the benchmark is determined by the International Monetary Fund's Special Drawing Rights (SDR), estimating a representative global cash benchmark. Performance for the GPS Passive portfolios are based on fully investable model portfolios made available at Capital International Group. Inception of these portfolios is 2017/03/31. Full calculation methodology available on request.

## DISCLAIMER

This document is only for professional financial advisers, their clients and their prospective clients. The information given here is for information purposes only and is not intended to constitute financial, legal, tax, investment or other professional advice. It should not be relied upon as such and PortfolioMetrix cannot accept any liability for loss for doing so. Any forecasts, expected future returns or expected future volatilities are not guaranteed and should not be relied upon. The value of investments, and the income from them, can go down as well as up, and you may not recover the amount of your original investment. Past performance is not a reliable indicator of future performance. Portfolio holdings and asset allocation can change at any time without notice. PortfolioMetrix Asset Management Ltd is authorised and regulated by the Financial Conduct Authority (FCA) in the United Kingdom. PortfolioMetrix Asset Management SA (Pty) Ltd is an Authorised Financial Services Provider in South Africa. Full calculation methodology available on request.

## PortfolioMetrix - GPS Passive Profile 5 (USD)

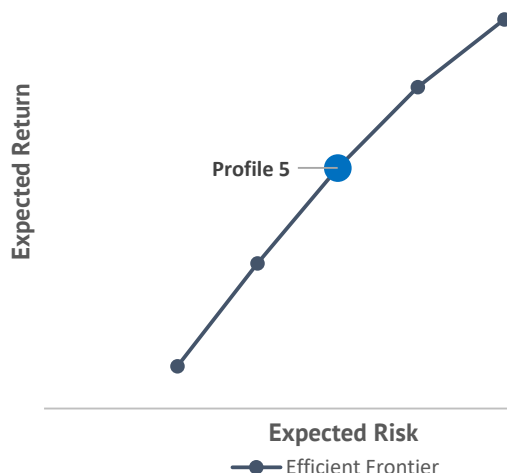
OCTOBER 2021

## PORTFOLIO CHARACTERISTICS

This portfolio has a global mandate that emphasises medium to longer-term growth of capital and income. Whilst on the slightly higher end of the risk spectrum, there remains a significant degree of focus on diversification and risk management, making it the ideal vehicle for wealth accumulation without excessive exposure to market volatility.

The portfolio is truly global and is well diversified across both asset classes, regions and funds. There is a bias towards growth assets which is expected to generate attractive returns over the long term. Nevertheless, investors need to be able to demonstrate composure in the face of volatile markets. Although the portfolio is built to remain well diversified, there may be a bias to base currency to the extent that underlying funds are hedged back to base currency.

## EFFICIENT FRONTIER



## PORTFOLIO MANAGER

## Philip Bradford, CFA

Philip Bradford is a multiple-award winning fund manager with over 21 years' experience in investment management, which includes global asset allocation and fixed-interest trading and portfolio management. Philip is a CFA® charterholder, past-president of the CFA Society South Africa and the Head of Investments for PortfolioMetrix in SA.

## DISCLAIMER

This document is only for professional financial advisers, their clients and their prospective clients. The information given here is for information purposes only and is not intended to constitute financial, legal, tax, investment or other professional advice. It should not be relied upon as such and PortfolioMetrix cannot accept any liability for loss for doing so. Any forecasts, expected future returns or expected future volatilities are not guaranteed and should not be relied upon. The value of investments, and the income from them, can go down as well as up, and you may not recover the amount of your original investment. Past performance is not a reliable indicator of future performance. Portfolio holdings and asset allocation can change at any time without notice. PortfolioMetrix Asset Management Ltd is authorised and regulated by the Financial Conduct Authority (FCA) in the United Kingdom. PortfolioMetrix Asset Management SA (Pty) Ltd is an Authorised Financial Services Provider in South Africa. Full calculation methodology available on request.

## INVESTOR PROFILE

- Wish to accumulate capital or preserve purchasing power
- Can weather occasional periods of subdued or negative returns
- Have a preference for capital growth over income
- Have an investment time horizon of 6 years or longer

## GENERAL INFORMATION

Objective	To maximise the return within the mandated level of risk. Based on current projections, this portfolio is expected, but not guaranteed to, deliver Cash+ 4.1% over a 6-year rolling period.	
Minimum Investment	\$40,000 (Capital International Group)	
Legal Structure	The fund is structured as a model portfolio ("wrap" fund), with the investor holding the units in a segregated account via the appointed nominee.	
Risk Score	69/100	(Based on a PortfolioMetrix risk model)
Launch Date	31 March 2017	
Currency	USD (Base Pricing)	
Underlying Assets	Units in Foreign CISs, including unapproved funds under Section 65 (3) of the CISA Act, 2002.	

## FEES AND FEE CLASS INFORMATION

Annual Management Fee <sup>^</sup>	0.25% (excluding VAT)
Underlying Fund Fees	0.25%
Ongoing Charges (OCF*)	0.50%
Base Currency	USD
Distribution Policy	Accumulation

<sup>^</sup>The ex-VAT annual management fee will be reduced from 0.50% to 0.25% on 2021/04/30

\*OCF is calculated as the combination of management fees and underlying fund fees

## PORTFOLIOMETRIX CONTACT DETAILS

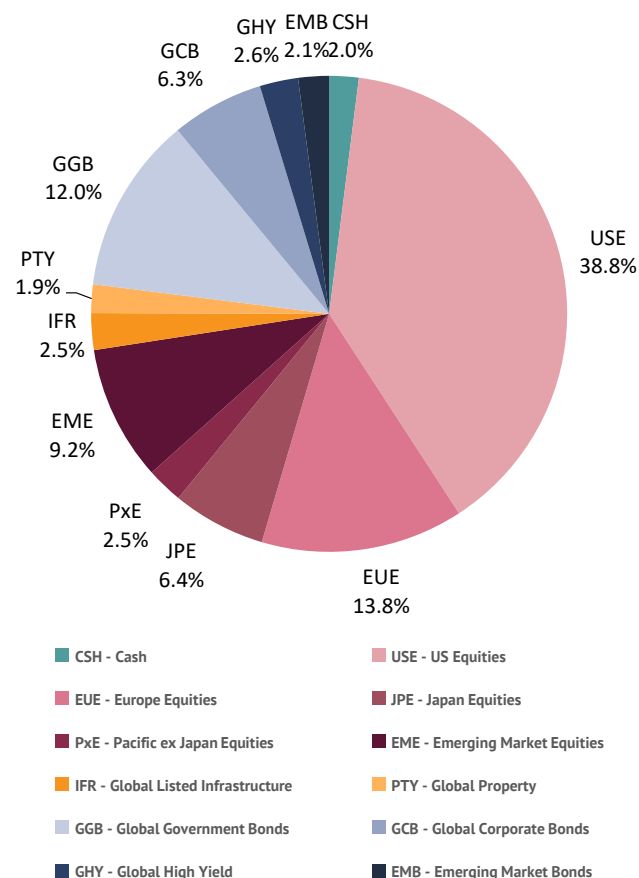
Address	Ground Floor, 66 Buckingham Gate, London, SW1E 6AU	Corner Main Office Park, 2 Payne Road, Bryanston, South Africa
Telephone	+44 207 965 7533	+27 10 448 1400
Email	info@portfoliomatrix.co.uk	info@portfoliomatrix.co.za
Website	<a href="https://www.portfoliomatrix.com/">https://www.portfoliomatrix.com/</a>	

## PortfolioMetrix - GPS Passive Profile 5 (USD)

OCTOBER 2021

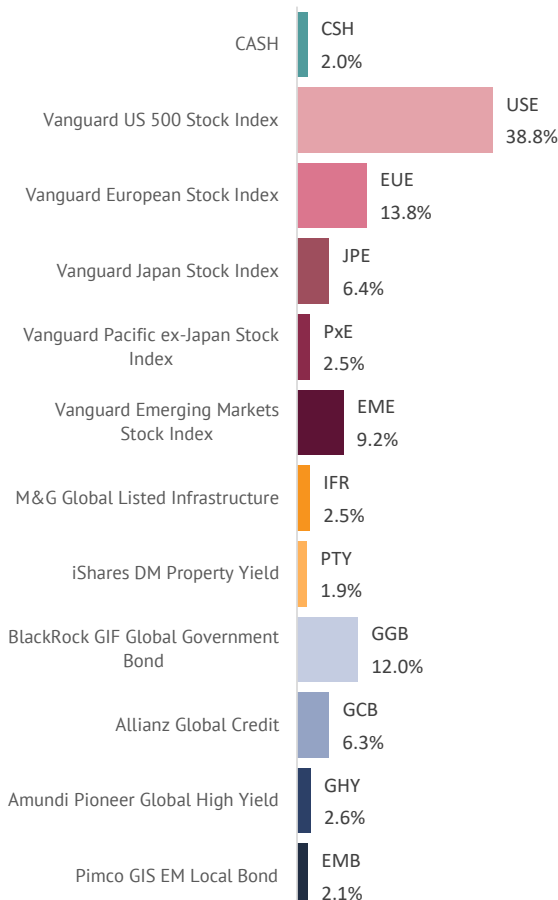
## LOOKTHROUGH TARGET ASSET ALLOCATION

Asset allocation is the primary driver of risk in the fund – it is also the primary driver of returns. In this portfolio, there is a bias towards growth assets, tempered by the risk-reducing benefits of diversification.



## LOOKTHROUGH TARGET FUND ALLOCATION

The primary implementation is through the use of passive funds and exchange traded funds. The selected funds are typically clean asset class implementations however the mandate does allow for deviation in this regard.



## INVESTMENT TEAM

Brandon Zietsman, CAIA, CFA	Russell Brown, MSc
Mike Roberts, CFA	Liam Dawson, CFA, CAIA
Nic Spicer, FFA, CFA	Oliver Jones, BSc Hons
Brendan de Jongh, CFP, CFA, CAIA	Riccardo Peretti, CFA
Philip Wellington, CFA	Tahir Ramchandra, BCom Hons

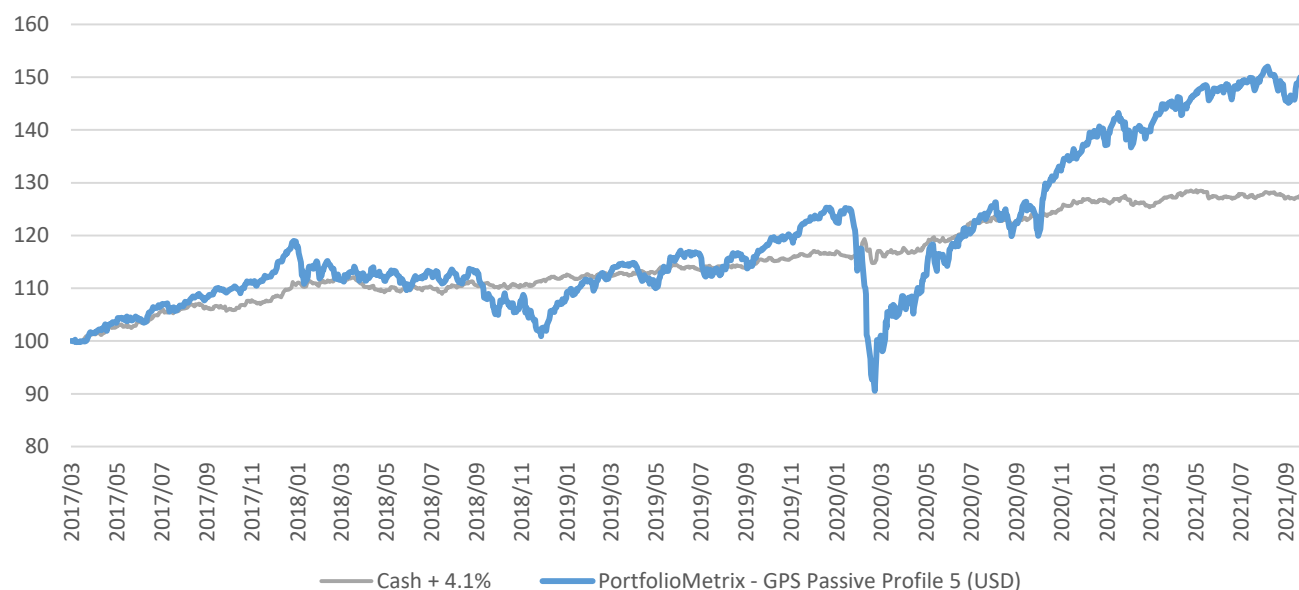
## DISCLAIMER

This document is only for professional financial advisers, their clients and their prospective clients. The information given here is for information purposes only and is not intended to constitute financial, legal, tax, investment or other professional advice. It should not be relied upon as such and PortfolioMetrix cannot accept any liability for loss for doing so. Any forecasts, expected future returns or expected future volatilities are not guaranteed and should not be relied upon. The value of investments, and the income from them, can go down as well as up, and you may not recover the amount of your original investment. Past performance is not a reliable indicator of future performance. Portfolio holdings and asset allocation can change at any time without notice. PortfolioMetrix Asset Management Ltd is authorised and regulated by the Financial Conduct Authority (FCA) in the United Kingdom. PortfolioMetrix Asset Management SA (Pty) Ltd is an Authorised Financial Services Provider in South Africa. Full calculation methodology available on request.

## PortfolioMetrix - GPS Passive Profile 5 (USD)

OCTOBER 2021

## PERFORMANCE



	Rolling Period Returns*							Calendar Year Returns						Since Inception*		
	1 Mth	3 Mth	6 Mth	YTD	1 Yr	3 Yr	5 Yr	2020	2019	2018	2017	2016	2015	Cum.	Ann.*	Risk
PMX Profile 5	3.4%	1.6%	4.2%	9.9%	25.5%	12.3%	--	11.2%	20.1%	-9.2%	--	--	--	50.5%	9.3%	13.1%
Cash + 4.1%	0.2%	-0.4%	0.1%	0.4%	3.5%	5.0%	--	8.3%	4.9%	3.0%	--	--	--	27.3%	5.4%	3.4%
Relative Return	3.2%	1.9%	4.1%	9.5%	22.0%	7.3%	--	2.9%	15.2%	-12.2%	--	--	--	23.3%	3.9%	

## METHODOLOGY

Returns are annualised when the measurement period is greater than one year (except if stated otherwise) and risk is calculated by using the weekly standard deviation of returns, annualised. The cash basis for the benchmark is determined by the International Monetary Fund's Special Drawing Rights (SDR), estimating a representative global cash benchmark. Performance for the GPS Passive portfolios are based on fully investable model portfolios made available at Capital International Group. Inception of these portfolios is 2017/03/31. Full calculation methodology available on request.

## DISCLAIMER

This document is only for professional financial advisers, their clients and their prospective clients. The information given here is for information purposes only and is not intended to constitute financial, legal, tax, investment or other professional advice. It should not be relied upon as such and PortfolioMetrix cannot accept any liability for loss for doing so. Any forecasts, expected future returns or expected future volatilities are not guaranteed and should not be relied upon. The value of investments, and the income from them, can go down as well as up, and you may not recover the amount of your original investment. Past performance is not a reliable indicator of future performance. Portfolio holdings and asset allocation can change at any time without notice. PortfolioMetrix Asset Management Ltd is authorised and regulated by the Financial Conduct Authority (FCA) in the United Kingdom. PortfolioMetrix Asset Management SA (Pty) Ltd is an Authorised Financial Services Provider in South Africa. Full calculation methodology available on request.

## PortfolioMetrix - GPS Passive Profile 4 (USD)

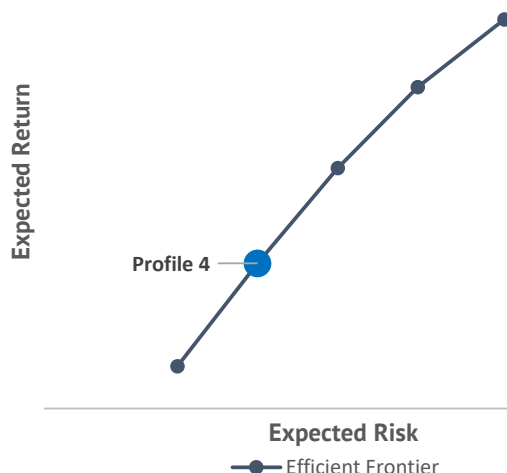
OCTOBER 2021

## PORTFOLIO CHARACTERISTICS

This fund has a global mandate that seeks to provide medium to long-term growth in capital and income whilst only assuming a moderate degree of risk. The fund sits slightly below the mid-point of the range and invests in a healthy blend of assets and managers. Careful diversification and risk management allow for a reasonable weight in growth assets, making it the ideal vehicle for both wealth accumulation and preservation over time, without excessive exposure to market volatility.

The fund is truly global and is well diversified across asset classes, regions and funds. It is expected to generate solid long-term returns without taking excessive amounts of risk. That being said, accepting a degree of uncertainty is a critical factor in wealth accumulation and the preservation of real capital. Investors need to be able to demonstrate composure in the face of volatile markets. Although the fund is built to remain well diversified, there will be a bias to base currency to the extent that underlying funds are hedged back to base currency.

## EFFICIENT FRONTIER



## PORTFOLIO MANAGER

## Philip Bradford, CFA

Philip Bradford is a multiple-award winning fund manager with over 21 years' experience in investment management, which includes global asset allocation and fixed-interest trading and portfolio management. Philip is a CFA® charterholder, past-president of the CFA Society South Africa and the Head of Investments for PortfolioMetrix in SA.

## DISCLAIMER

This document is only for professional financial advisers, their clients and their prospective clients. The information given here is for information purposes only and is not intended to constitute financial, legal, tax, investment or other professional advice. It should not be relied upon as such and PortfolioMetrix cannot accept any liability for loss for doing so. Any forecasts, expected future returns or expected future volatilities are not guaranteed and should not be relied upon. The value of investments, and the income from them, can go down as well as up, and you may not recover the amount of your original investment. Past performance is not a reliable indicator of future performance. Portfolio holdings and asset allocation can change at any time without notice. PortfolioMetrix Asset Management Ltd is authorised and regulated by the Financial Conduct Authority (FCA) in the United Kingdom. PortfolioMetrix Asset Management SA (Pty) Ltd is an Authorised Financial Services Provider in South Africa. Full calculation methodology available on request.

## INVESTOR PROFILE

- Wish to accumulate capital or preserve purchasing power
- Prefer a moderate level of risk to the prospects of higher excess returns
- Seek a mix of income and capital growth
- Have an investment time horizon of 5 years or longer

## GENERAL INFORMATION

Objective	To maximise the return within the mandated level of risk. Based on current projections, this portfolio is expected, but not guaranteed to, deliver Cash+ 3.6% over a 5-year rolling period.	
Minimum Investment	\$40,000 (Capital International Group)	
Legal Structure	The fund is structured as a model portfolio ("wrap" fund), with the investor holding the units in a segregated account via the appointed nominee.	
Risk Score	57/100	(Based on a PortfolioMetrix risk model)
Launch Date	31 March 2017	
Currency	USD (Base Pricing)	
Underlying Assets	Units in Foreign CISs, including unapproved funds under Section 65 (3) of the CISA Act, 2002.	

## FEES AND FEE CLASS INFORMATION

Annual Management Fee <sup>^</sup>	0.25% (excluding VAT)
Underlying Fund Fees	0.30%
Ongoing Charges (OCF*)	0.55%
Base Currency	USD
Distribution Policy	Accumulation

<sup>^</sup>The ex-VAT annual management fee will be reduced from 0.50% to 0.25% on 2021/04/30

\*OCF is calculated as the combination of management fees and underlying fund fees

## PORTFOLIOMETRIX CONTACT DETAILS

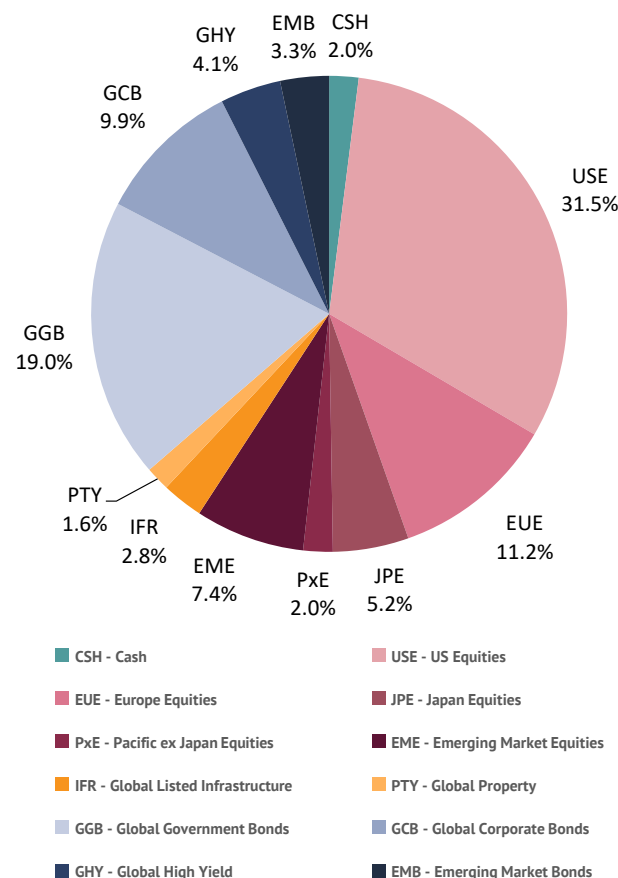
Address	Ground Floor, 66 Buckingham Gate, London, SW1E 6AU	Corner Main Office Park, 2 Payne Road, Bryanston, South Africa
Telephone	+44 207 965 7533	+27 10 448 1400
Email	info@portfoliomatrix.co.uk	info@portfoliomatrix.co.za
Website	<a href="https://www.portfoliomatrix.com/">https://www.portfoliomatrix.com/</a>	

## PortfolioMetrix - GPS Passive Profile 4 (USD)

OCTOBER 2021

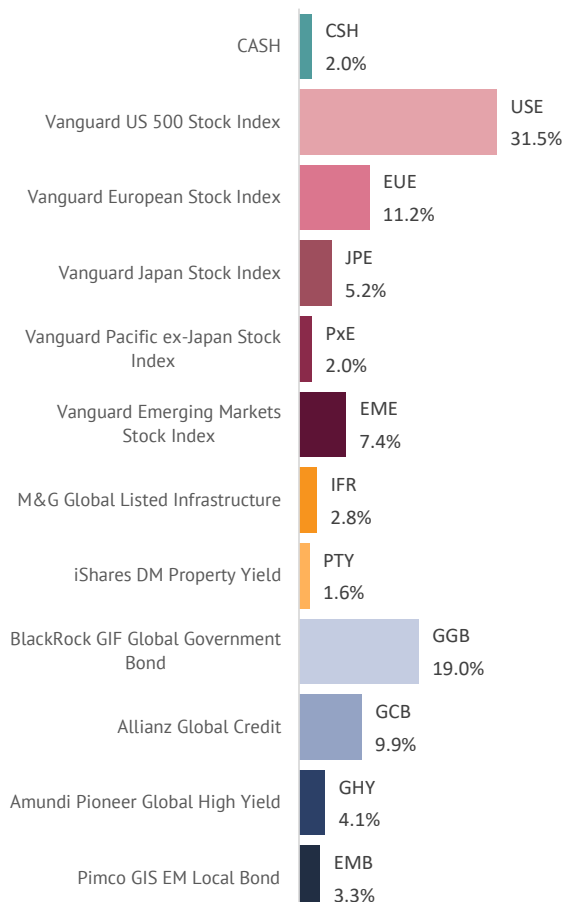
## LOOKTHROUGH TARGET ASSET ALLOCATION

Asset allocation is the primary driver of risk in the fund – it is also the primary driver of returns. In this fund, the risk-reducing benefits of diversification allow for a significant inclusion of growth assets, whilst still maintaining a moderate risk profile.



## LOOKTHROUGH TARGET FUND ALLOCATION

The primary implementation is through the use of passive funds and exchange traded funds. The selected funds are typically clean asset class implementations however the mandate does allow for deviation in this regard.



## INVESTMENT TEAM

Brandon Zietsman, CAIA, CFA	Russell Brown, MSc
Mike Roberts, CFA	Liam Dawson, CFA, CAIA
Nic Spicer, FFA, CFA	Oliver Jones, BSc Hons
Brendan de Jongh, CFP, CFA, CAIA	Riccardo Peretti, CFA
Philip Wellington, CFA	Taahir Ramchandra, BCom Hons

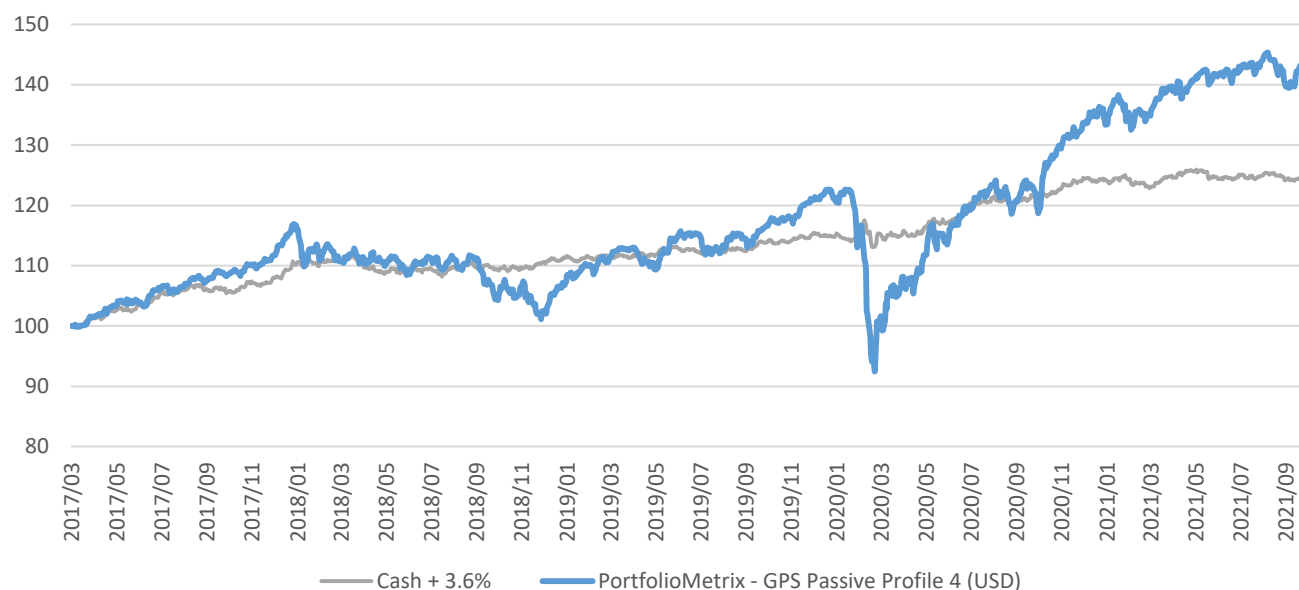
## DISCLAIMER

This document is only for professional financial advisers, their clients and their prospective clients. The information given here is for information purposes only and is not intended to constitute financial, legal, tax, investment or other professional advice. It should not be relied upon as such and PortfolioMetrix cannot accept any liability for loss for doing so. Any forecasts, expected future returns or expected future volatilities are not guaranteed and should not be relied upon. The value of investments, and the income from them, can go down as well as up, and you may not recover the amount of your original investment. Past performance is not a reliable indicator of future performance. Portfolio holdings and asset allocation can change at any time without notice. PortfolioMetrix Asset Management Ltd is authorised and regulated by the Financial Conduct Authority (FCA) in the United Kingdom. PortfolioMetrix Asset Management SA (Pty) Ltd is an Authorised Financial Services Provider in South Africa. Full calculation methodology available on request.

## PortfolioMetrix - GPS Passive Profile 4 (USD)

OCTOBER 2021

## PERFORMANCE



	Rolling Period Returns*							Calendar Year Returns						Since Inception*		
	1 Mth	3 Mth	6 Mth	YTD	1 Yr	3 Yr	5 Yr	2020	2019	2018	2017	2016	2015	Cum.	Ann.*	Risk
PMX Profile 4	2.8%	0.9%	3.3%	7.6%	21.0%	10.9%	--	10.4%	18.0%	-8.2%	--	--	--	43.6%	8.2%	11.4%
Cash + 3.6%	0.2%	-0.5%	-0.2%	0.0%	2.9%	4.4%	--	7.7%	4.4%	2.5%	--	--	--	24.4%	4.9%	3.4%
Relative Return	2.6%	1.3%	3.5%	7.6%	18.0%	6.4%	--	2.7%	13.6%	-10.7%	--	--	--	19.2%	3.3%	

## METHODOLOGY

Returns are annualised when the measurement period is greater than one year (except if stated otherwise) and risk is calculated by using the weekly standard deviation of returns, annualised. The cash basis for the benchmark is determined by the International Monetary Fund's Special Drawing Rights (SDR), estimating a representative global cash benchmark. Performance for the GPS Passive portfolios are based on fully investable model portfolios made available at Capital International Group. Inception of these portfolios is 2017/03/31. Full calculation methodology available on request.

## DISCLAIMER

This document is only for professional financial advisers, their clients and their prospective clients. The information given here is for information purposes only and is not intended to constitute financial, legal, tax, investment or other professional advice. It should not be relied upon as such and PortfolioMetrix cannot accept any liability for loss for doing so. Any forecasts, expected future returns or expected future volatilities are not guaranteed and should not be relied upon. The value of investments, and the income from them, can go down as well as up, and you may not recover the amount of your original investment. Past performance is not a reliable indicator of future performance. Portfolio holdings and asset allocation can change at any time without notice. PortfolioMetrix Asset Management Ltd is authorised and regulated by the Financial Conduct Authority (FCA) in the United Kingdom. PortfolioMetrix Asset Management SA (Pty) Ltd is an Authorised Financial Services Provider in South Africa. Full calculation methodology available on request.



## PortfolioMetrix - GPS Passive Profile 3 (USD)

OCTOBER 2021

## PORTFOLIO CHARACTERISTICS

This fund has a global mandate that seeks to provide medium to long-term growth in capital and income whilst only assuming a moderate degree of risk. The fund sits slightly below the mid-point of the range and invests in a healthy blend of assets and managers. Careful diversification and risk management allow for a reasonable weight in growth assets, making it the ideal vehicle for both wealth accumulation and preservation over time, without excessive exposure to market volatility.

The fund is truly global and is well diversified across asset classes, regions and funds. It is expected to generate solid long-term returns without taking excessive amounts of risk. That being said, accepting a degree of uncertainty is a critical factor in wealth accumulation and the preservation of real capital. Investors need to be able to demonstrate composure in the face of volatile markets. Although the fund is built to remain well diversified, there will be a bias to base currency to the extent that underlying funds are hedged back to base currency.

## EFFICIENT FRONTIER



## PORTFOLIO MANAGER

## Philip Bradford, CFA

Philip Bradford is a multiple-award winning fund manager with over 21 years' experience in investment management, which includes global asset allocation and fixed-interest trading and portfolio management. Philip is a CFA® charterholder, past-president of the CFA Society South Africa and the Head of Investments for PortfolioMetrix in SA.

## DISCLAIMER

This document is only for professional financial advisers, their clients and their prospective clients. The information given here is for information purposes only and is not intended to constitute financial, legal, tax, investment or other professional advice. It should not be relied upon as such and PortfolioMetrix cannot accept any liability for loss for doing so. Any forecasts, expected future returns or expected future volatilities are not guaranteed and should not be relied upon. The value of investments, and the income from them, can go down as well as up, and you may not recover the amount of your original investment. Past performance is not a reliable indicator of future performance. Portfolio holdings and asset allocation can change at any time without notice. PortfolioMetrix Asset Management Ltd is authorised and regulated by the Financial Conduct Authority (FCA) in the United Kingdom. PortfolioMetrix Asset Management SA (Pty) Ltd is an Authorised Financial Services Provider in South Africa. Full calculation methodology available on request.

## INVESTOR PROFILE

- Wish to accumulate capital or preserve purchasing power
- Prefer a moderate level of risk to the prospects of higher excess returns
- Seek a mix of income and capital growth
- Have an investment time horizon of 5 years or longer

## GENERAL INFORMATION

Objective	To maximise the return within the mandated level of risk. Based on current projections, this portfolio is expected, but not guaranteed to, deliver Cash+ 3.1% over a 5-year rolling period.	
Minimum Investment	\$40,000 (Capital International Group)	
Legal Structure	The fund is structured as a model portfolio ("wrap" fund), with the investor holding the units in a segregated account via the appointed nominee.	
Risk Score	46/100	(Based on a PortfolioMetrix risk model)
Launch Date	31 March 2017	
Currency	USD (Base Pricing)	
Underlying Assets	Units in Foreign CISs, including unapproved funds under Section 65 (3) of the CISA Act, 2002.	

## FEES AND FEE CLASS INFORMATION

Annual Management Fee <sup>^</sup>	0.25% (excluding VAT)
Underlying Fund Fees	0.29%
Ongoing Charges (OCF*)	0.54%
Base Currency	USD
Distribution Policy	Accumulation

<sup>^</sup>The ex-VAT annual management fee will be reduced from 0.50% to 0.25% on 2021/04/30

\*OCF is calculated as the combination of management fees and underlying fund fees

## PORTFOLIOMETRIX CONTACT DETAILS

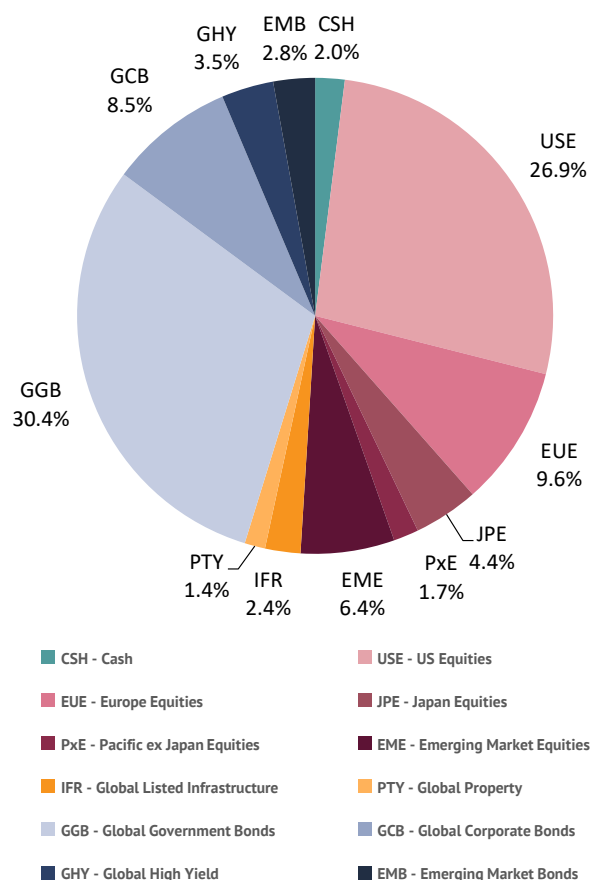
Address	Ground Floor, 66 Buckingham Gate, London, SW1E 6AU	Corner Main Office Park, 2 Payne Road, Bryanston, South Africa
Telephone	+44 207 965 7533	+27 10 448 1400
Email	info@portfoliomatrix.co.uk	info@portfoliomatrix.co.za
Website	<a href="https://www.portfoliomatrix.com/">https://www.portfoliomatrix.com/</a>	

## PortfolioMetrix - GPS Passive Profile 3 (USD)

OCTOBER 2021

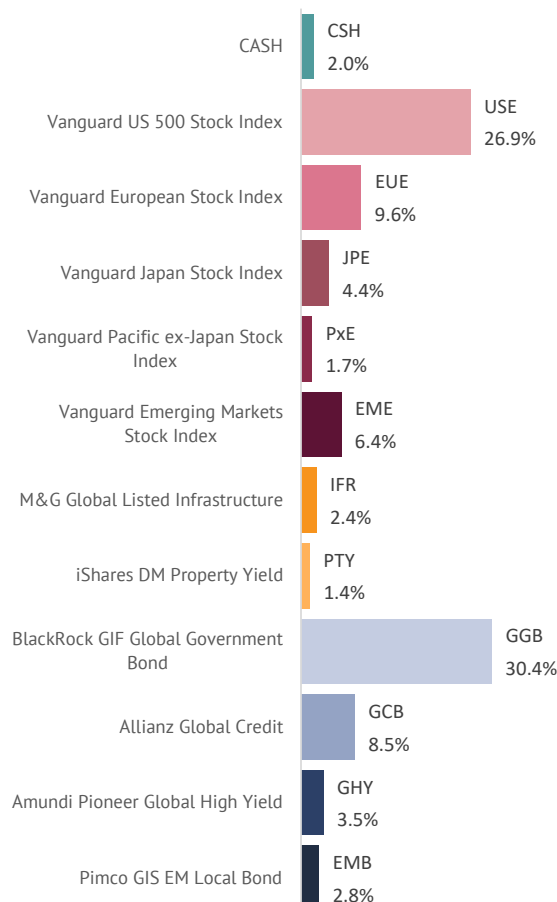
## LOOKTHROUGH TARGET ASSET ALLOCATION

Asset allocation is the primary driver of risk in the fund – it is also the primary driver of returns. In this fund, the risk-reducing benefits of diversification allow for a significant inclusion of growth assets, whilst still maintaining a moderate risk profile.



## LOOKTHROUGH TARGET FUND ALLOCATION

The primary implementation is through the use of passive funds and exchange traded funds. The selected funds are typically clean asset class implementations however the mandate does allow for deviation in this regard.



## INVESTMENT TEAM

Brandon Zietsman, CAIA, CFA	Russell Brown, MSc
Mike Roberts, CFA	Liam Dawson, CFA, CAIA
Nic Spicer, FFA, CFA	Oliver Jones, BSc Hons
Brendan de Jongh, CFP, CFA, CAIA	Riccardo Peretti, CFA
Philip Wellington, CFA	Taahir Ramchandra, BCom Hons

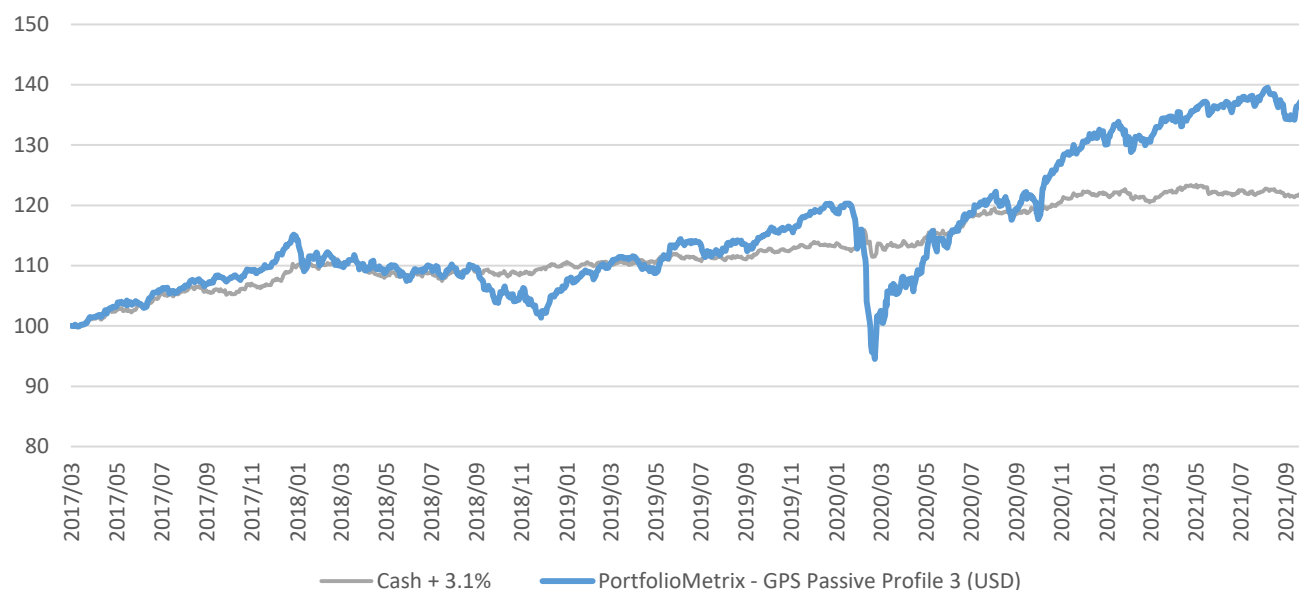
## DISCLAIMER

This document is only for professional financial advisers, their clients and their prospective clients. The information given here is for information purposes only and is not intended to constitute financial, legal, tax, investment or other professional advice. It should not be relied upon as such and PortfolioMetrix cannot accept any liability for loss for doing so. Any forecasts, expected future returns or expected future volatilities are not guaranteed and should not be relied upon. The value of investments, and the income from them, can go down as well as up, and you may not recover the amount of your original investment. Past performance is not a reliable indicator of future performance. Portfolio holdings and asset allocation can change at any time without notice. PortfolioMetrix Asset Management Ltd is authorised and regulated by the Financial Conduct Authority (FCA) in the United Kingdom. PortfolioMetrix Asset Management SA (Pty) Ltd is an Authorised Financial Services Provider in South Africa. Full calculation methodology available on request.

## PortfolioMetrix - GPS Passive Profile 3 (USD)

OCTOBER 2021

## PERFORMANCE



	Rolling Period Returns*							Calendar Year Returns						Since Inception*		
	1 Mth	3 Mth	6 Mth	YTD	1 Yr	3 Yr	5 Yr	2020	2019	2018	2017	2016	2015	Cum.	Ann.*	Risk
PMX Profile 3	2.4%	0.2%	2.5%	5.4%	16.9%	9.5%	--	9.8%	15.9%	-7.3%	--	--	--	37.5%	7.2%	9.9%
Cash + 3.1%	0.1%	-0.6%	-0.4%	-0.4%	2.5%	3.9%	--	7.2%	3.9%	2.0%	--	--	--	21.6%	4.4%	3.4%
Relative Return	2.2%	0.8%	2.9%	5.8%	14.4%	5.6%	--	2.6%	12.0%	-9.2%	--	--	--	15.9%	2.8%	

## METHODOLOGY

Returns are annualised when the measurement period is greater than one year (except if stated otherwise) and risk is calculated by using the weekly standard deviation of returns, annualised. The cash basis for the benchmark is determined by the International Monetary Fund's Special Drawing Rights (SDR), estimating a representative global cash benchmark. Performance for the GPS Passive portfolios are based on fully investable model portfolios made available at Capital International Group. Inception of these portfolios is 2017/03/31. Full calculation methodology available on request.

## DISCLAIMER

This document is only for professional financial advisers, their clients and their prospective clients. The information given here is for information purposes only and is not intended to constitute financial, legal, tax, investment or other professional advice. It should not be relied upon as such and PortfolioMetrix cannot accept any liability for loss for doing so. Any forecasts, expected future returns or expected future volatilities are not guaranteed and should not be relied upon. The value of investments, and the income from them, can go down as well as up, and you may not recover the amount of your original investment. Past performance is not a reliable indicator of future performance. Portfolio holdings and asset allocation can change at any time without notice. PortfolioMetrix Asset Management Ltd is authorised and regulated by the Financial Conduct Authority (FCA) in the United Kingdom. PortfolioMetrix Asset Management SA (Pty) Ltd is an Authorised Financial Services Provider in South Africa. Full calculation methodology available on request.