

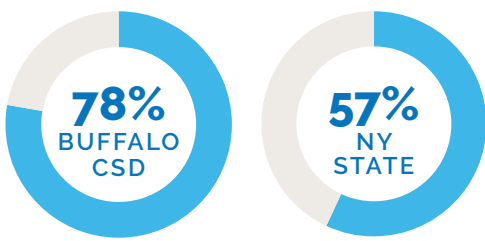
The State of Public Education IN BUFFALO

About the Buffalo City School District

The Buffalo City School District is one of the "big 5" school districts in the State of New York. It enrolls over 30,000 students in 46 district schools.



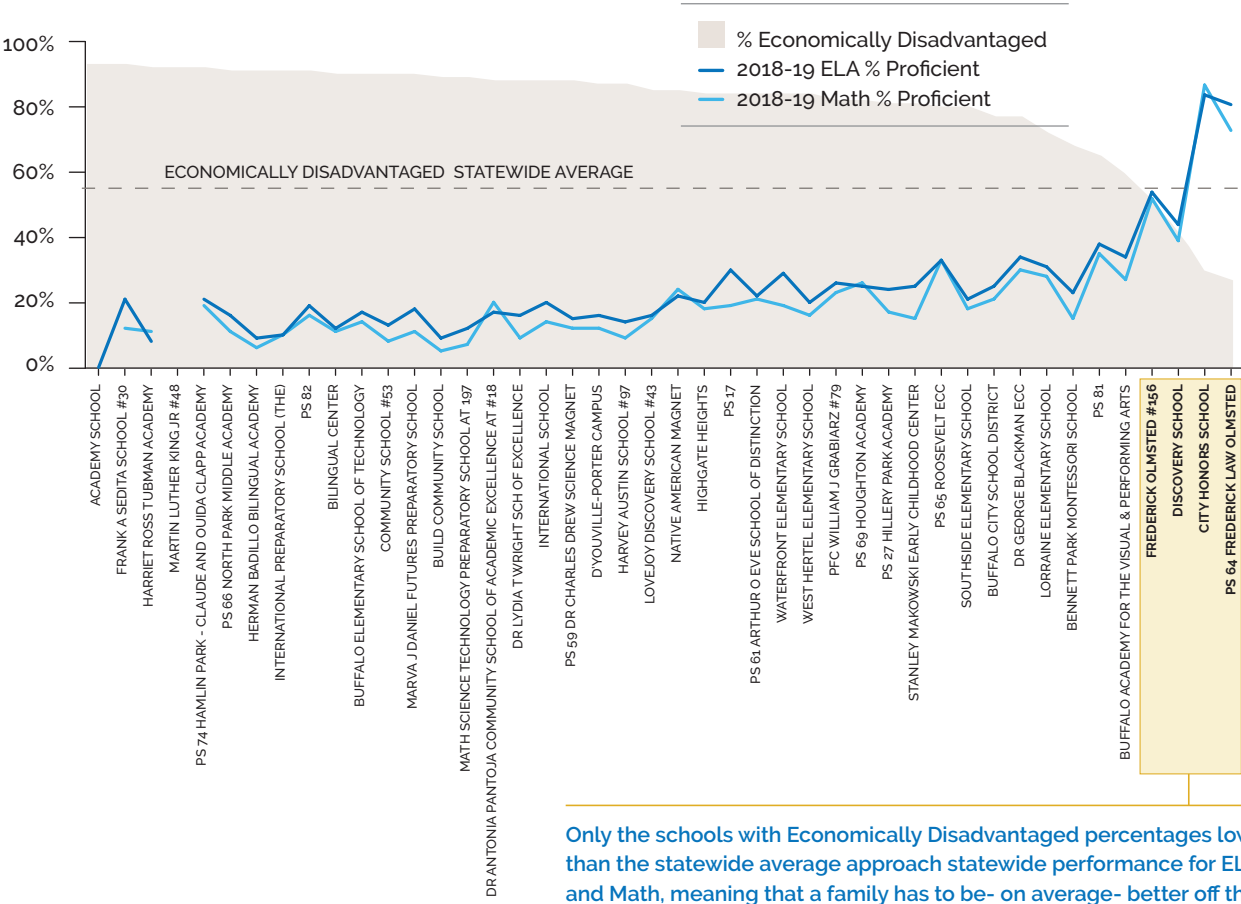
30,000
STUDENTS
IN **46**
DISTRICT
SCHOOLS



% ECONOMICALLY DISADVANTAGED (SY20-21)

Buffalo has a large Economically Disadvantaged population, spread unevenly among district schools.

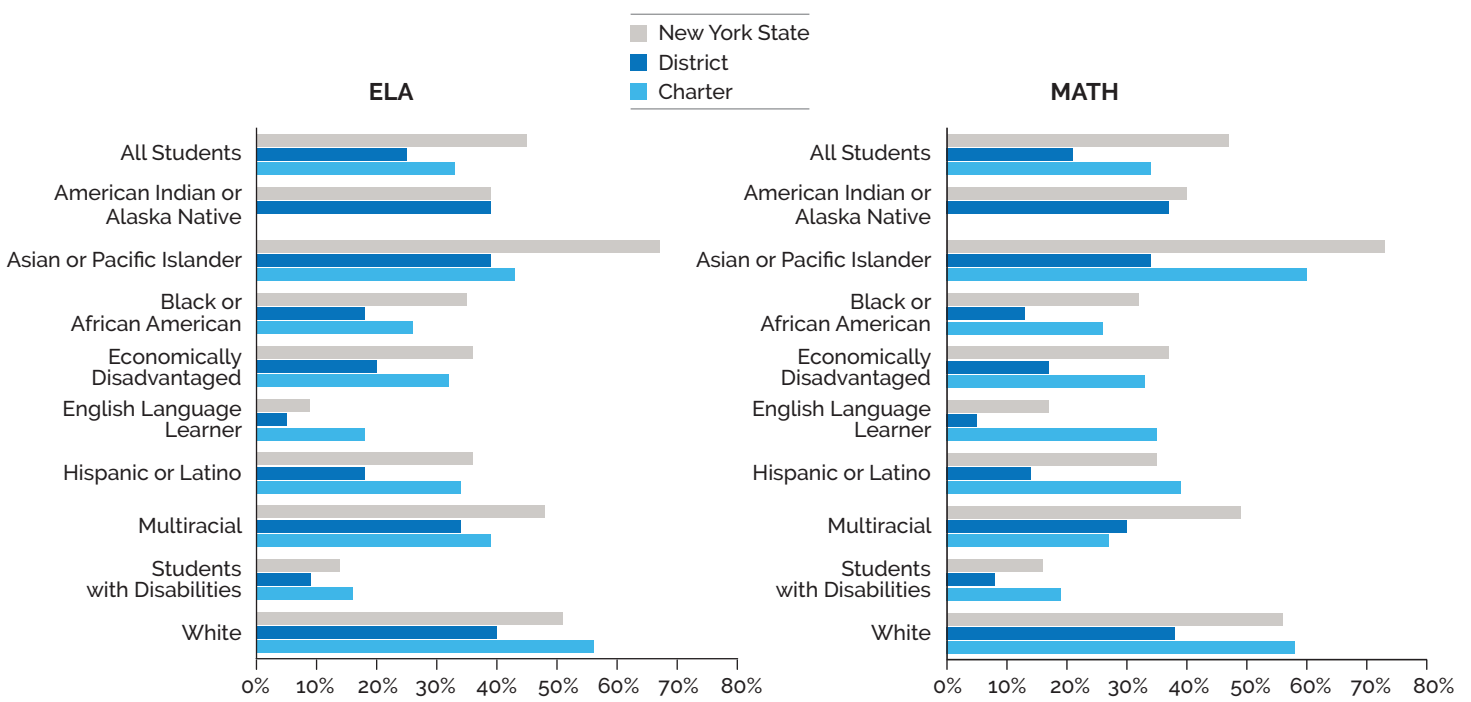
Buffalo City School District serves a high portion of economically disadvantaged students, who are not equally represented across the districts' schools. Test scores are negatively correlated with economically disadvantaged status, meaning that a Buffalo family's address, or their ability to be admitted to a selective district program, largely determines their access to a high-performing district school.



Only the schools with Economically Disadvantaged percentages lower than the statewide average approach statewide performance for ELA and Math, meaning that a family has to be on average- better off than the average family in the state to have a chance of approaching the average student performance in the state.

Buffalo students are performing significantly below the state average.

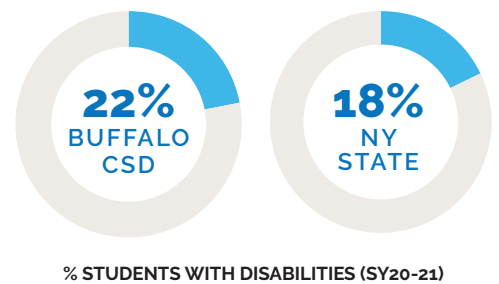
There is no subgroup in the Buffalo district performing on par with the state average. Students who are black or Hispanic, economically disadvantaged, have disabilities, or are English Language Learners are performing well below the state average.



NOTE: Due to the pandemic, the 2018-19 New York State ELA & Math assessments were the most recently administered.


Buffalo students are more likely to be classified as Students with Disabilities.

Buffalo ranks 35 out of 720 school districts statewide for the portion of students classified as students with disabilities. Disproportionate classification of students as Special with Disabilities is a problem in high-needs school districts throughout the state and across the country. This problem is especially severe for students - especially boys - of color.



% STUDENTS WITH DISABILITIES (SY20-21)

About Buffalo Charter Schools



20 CHARTER
SCHOOLS SERVING
11,000 STUDENTS

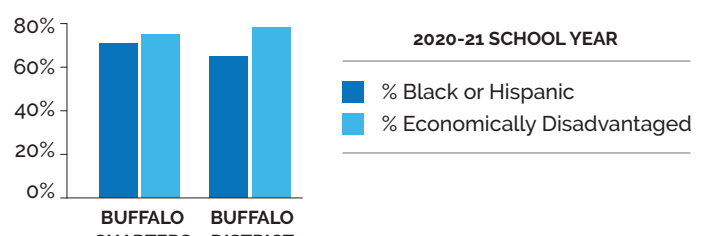
There are 20 charter schools in Buffalo serving almost 11,000 students in grades K-12. The oldest charter schools opened their doors in 2000, and additional schools are planning to open in the next two school years, in response to increasing parent demand. Charter schools are independent from one another and have the flexibility to design their own programs. As a result, parents are able to choose between a variety of structures and programs.

Buffalo charter schools cost less to operate.

Buffalo charter schools receive \$13,308 per student in state funds. Charter schools do not receive any direct funding from their host district and do not receive funds that result from local school taxes. The closest approximation of a comparison* shows that the Buffalo CSD spends \$17,232 per student.

*To make the comparison, we subtracted all Special Education and Transportation expenses from the district's budget as a portion of these expenses are used to provide services to charter schools. Numbers are taken directly from General Fund Expenditures in the district's 2019-20 Budget. There are regional differences in administration of in-kind services that can impact this calculation.

Buffalo charter schools serve predominantly students who are Black or Hispanic or Economically Disadvantaged.



Buffalo charter schools outperform the district on state tests.

In Buffalo 33% of charter school students are proficient in ELA and 34% percent in Math, while their counterparts enrolled in the District are only 25% and 21% proficient in the same subjects, despite being more likely to come from an at-risk population. Students in every subgroup perform better in Buffalo charter schools than in the Buffalo district. This is especially true for students who are Black or African American, Hispanic or Latino, or English Language Learners, who perform anywhere from 13 to 30 percentage points about their counterparts in the district. Students with disabilities are nearly two times more proficient in ELA and math than in district schools.

Summary

Each year Buffalo charter schools receive more interest from parents to enroll than there are seats available across the city's charters. As of May, 2021 there are over 1,570 students on waiting lists for the 2021-22 school year at Buffalo's charter schools. Waiting lists will continue to grow through the spring and summer. These numbers are evidence of the interest that parents have in the city's charter schools, based not only on their performance but also aspects of their school culture and community.