

# SMART DATA. EFFICIENT REPORTING. PROFITABLE RESULTS.

Improve your Report writing process with the new Data Analyst role in Quire.



## FOR THE BOTTLENECK BUSTERS

Use Data Analyst exclusive metrics like Report time by Section, User, Template, Report Status, and more to analyze time waste and achieve greater efficiency.

## FOR NON-STOP WORKFLOW IMPROVEMENTS

Our automatic monthly email reports sent to Data Analysts give you the data you need to make projects more productive and change the way your work flows.

## FOR OUT- PACING THE COMPETITION

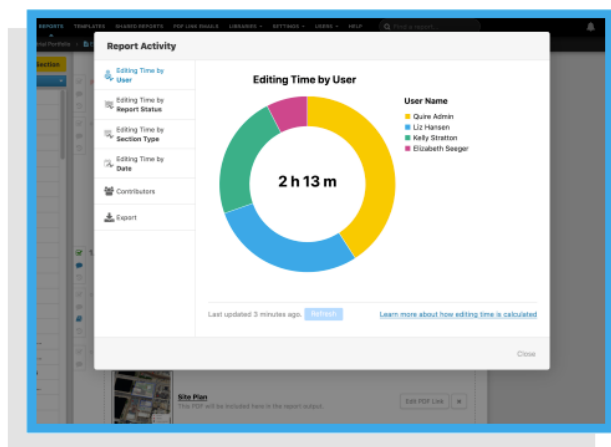
Data Analysts gain access to unique, aggregate industry benchmarks so you can compare your workflow to the competition. Discover where you stand.

## THE DATA ANALYST ROLE EMPOWERS YOUR REPORT WRITING PROCESS

and improves your bottom line.

- ✓ Determine the average editing time for an overall service line
- ✓ Understand your workflow and turnaround times to help identify bottlenecks in your process or where resources may be needed
- ✓ Compare the human resource cost/performance between different Templates within the same service line or across different service lines
- ✓ Understand your inbound project volume by service line
- ✓ Uncover the diversification of activity within Quire, and how each User's editing time is allocated
- ✓ Compare your average editing times against the rest of the industry to help understand your profitability, and how your results compare to those companies completing similar work

# FOR THE USERS WHO WANT TO INCREASE THEIR REPORT WRITING EFFICIENCY.



## In-App Access to Report Writing Data

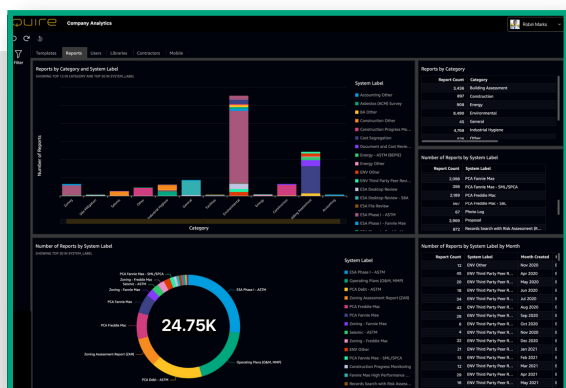
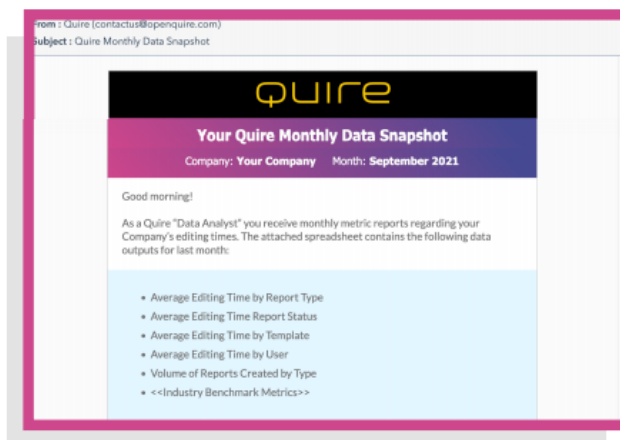
- Editing time by Section Type
- Editing time by Report Status
- Editing time by User
- Editing time by Date
- Editing time by Template

*Continuously updated data for up-to-the-minute metrics.*

## Automated, Monthly Emails that Summarize Your Report Workflow

- Average Report writing time by User, Section, Report, Template
- Reports created by type
- Quarterly industry benchmarks

*Make strategic, data-driven decisions about your workflow.*



## LAUNCHING DECEMBER 13TH QuireSight Analytics

- Quickly identify bottlenecks
- Make strategic decisions regarding resource allocation
- Improve efficiency and Report profitability

*The ultimate data review experience.*

# DATA ANALYST PACKAGES

Baseline Data Analyst Packages include in-app access and Monthly Aggregated Reports



**Up to 5 Data Analyst Seats**  
Monthly Aggregate Reports

**\$275/month**

Add Quarterly  
Industry Benchmarks

**\$350/month**



**Up to 15 Data Analyst Seats**  
Monthly Aggregate Reports

**\$400/month**

Add Quarterly  
Industry Benchmarks

**\$475/month**



**Unlimited Data Analyst Seats**  
Monthly Aggregate Reports

**\$600/month**

Add Quarterly  
Industry Benchmarks

**\$675/month**



**LAUNCHING DECEMBER 13TH**

## QuireSight Analytics

More information is just a click away. Individual QuireSight Licenses can be purchased with any of the Data Analyst Packages above for the **ultimate data reviewer experience**.

**\$50.00**  
per seat per month



Sign a Data Analyst Contract by 12/31/21 for 15% off your 12-month package.

Sign a Data Analyst Contract by 1/31/22 for 10% off your 12-month package.

**Contact Hayden Janssen at [haydenj@openquire.com](mailto:haydenj@openquire.com) for more information.**