

The background of the slide features a person wearing a blue pinstriped suit jacket, holding a tablet computer. The screen of the tablet displays a collection of white hexagonal icons on a dark background. These icons include symbols for a cloud, Wi-Fi signal, lightbulb, gears, people sitting at a table, a pie chart, a world map, a hard hat, a truck, a person on a bicycle, a magnifying glass over a document, a bar chart, a network diagram, a handshake, a gear with a checkmark, a person silhouette, a key, a mail icon, a factory, a microscope, a target, a play button, a power button, a refresh/circular arrow icon, and a binary code pattern.

The Impact of Osteoarthritis on Employers

Brian Gifford, Ph.D.
Director, Research and Analytics
Integrated Benefits Institute
bgifford@ibiweb.org
www.ibiweb.org

The IBI logo is located in the bottom right corner of the slide. It consists of the letters "IBI" in a white serif font, enclosed within a dark blue square border.The background of the slide features a person wearing a blue pinstriped suit jacket, holding a tablet computer. The screen of the tablet displays a collection of white hexagonal icons on a dark blue background. These icons include symbols for a cloud, Wi-Fi signal, lightbulb, gears, people sitting at a table, a pie chart, a world map, a hard hat, a truck, a person on a bicycle, a magnifying glass over a document, a bar chart, a network diagram, a handshake, a gear with a checkmark, a person silhouette, a key, a mail icon, a factory, a microscope, a target, a play button, a power button, a refresh/circular arrow icon, and a binary code pattern.

The Impact of Osteoarthritis on Employers

Brian Gifford, Ph.D.
Director, Research and Analytics
Integrated Benefits Institute
bgifford@ibiweb.org
www.ibiweb.org

The IBI logo is located in the bottom right corner of the slide. It consists of the letters "IBI" in a white serif font, enclosed within a dark blue square border.

About IBI

**National research and educational nonprofit
focused on linking workforce health,
productivity and business performance**



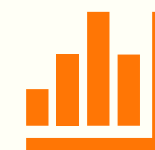
1,200+ corporate members covering 20 million employees. Member engagement opportunities include:

- National Forum
- Regional Programs
- Informative Webinars

Develop & provide industry leading:



Research



Data



Tools

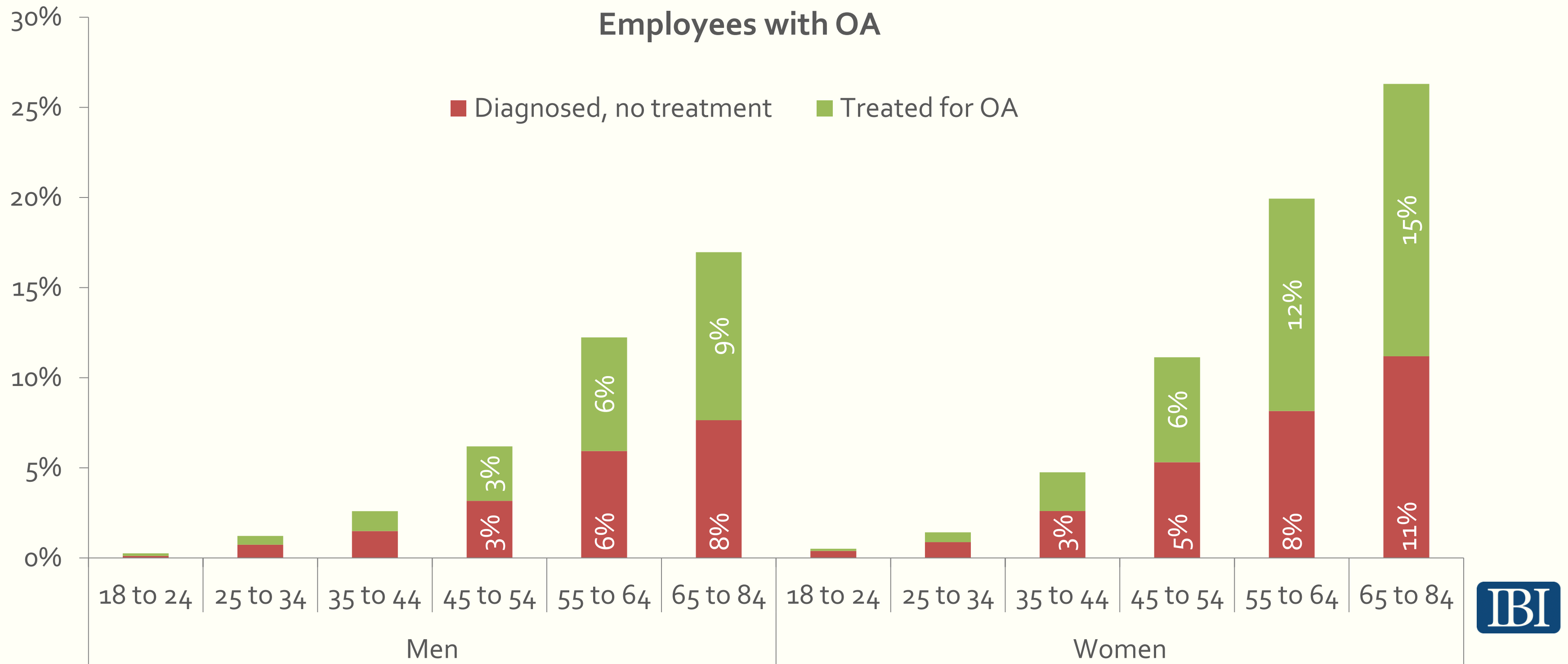


Learning
Opportunities

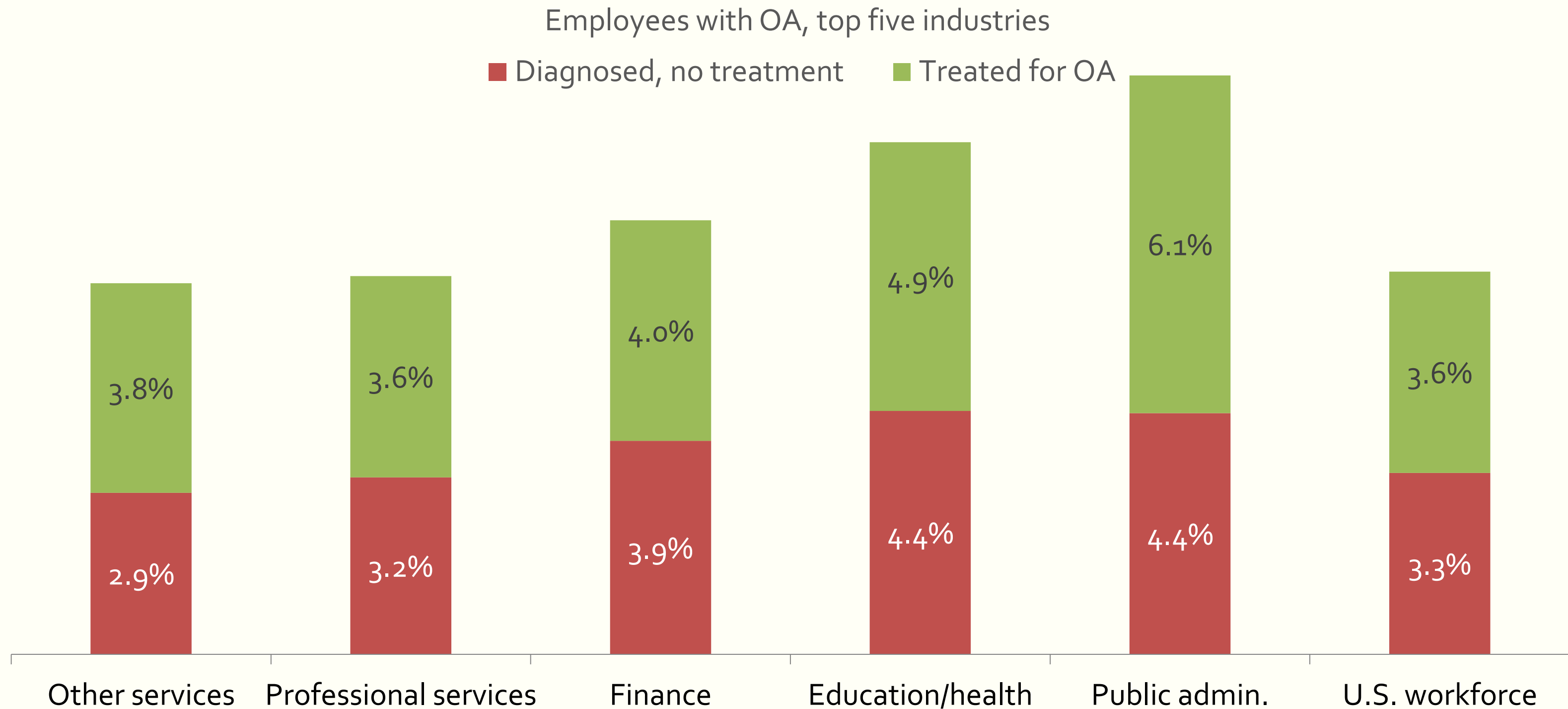
So business leaders can:

- Understand the toll that illness takes on employee productivity
- Recognize the competitive advantages of investments in employee health
- Create an impactful story for senior leaders about why this holistic view is important for their business objectives

Osteoarthritis (OA) is both common and undertreated



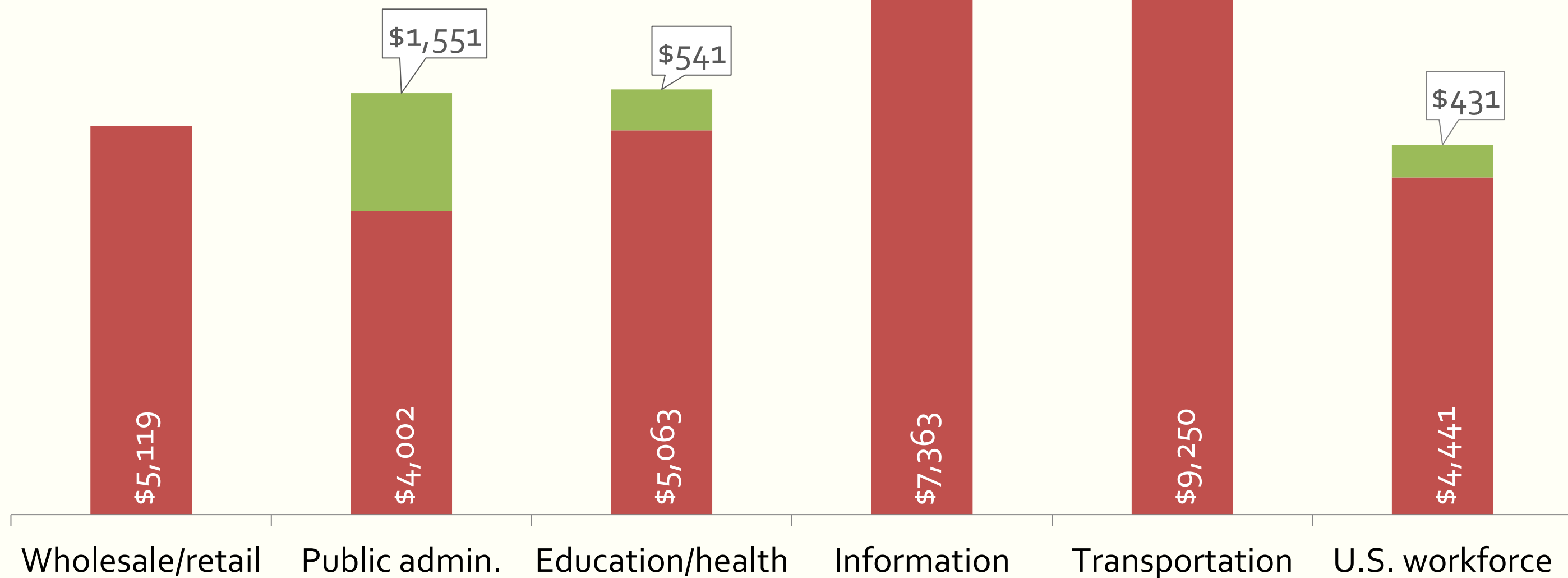
The impact on employers reflects their population risk for OA



OA comes with high medical and sick day costs

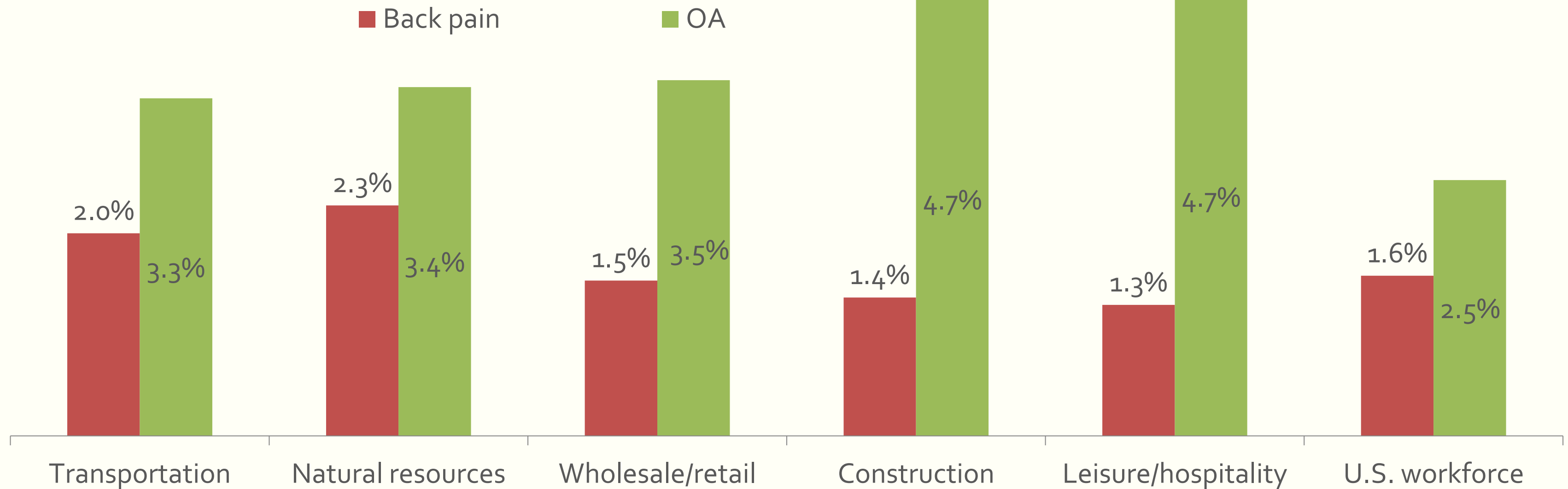
Excess costs for employees treated for OA, compared to employees without OA treatments, top five industries

■ Medical and Rx ■ Sick days



OA patients are at high risk of disability leave

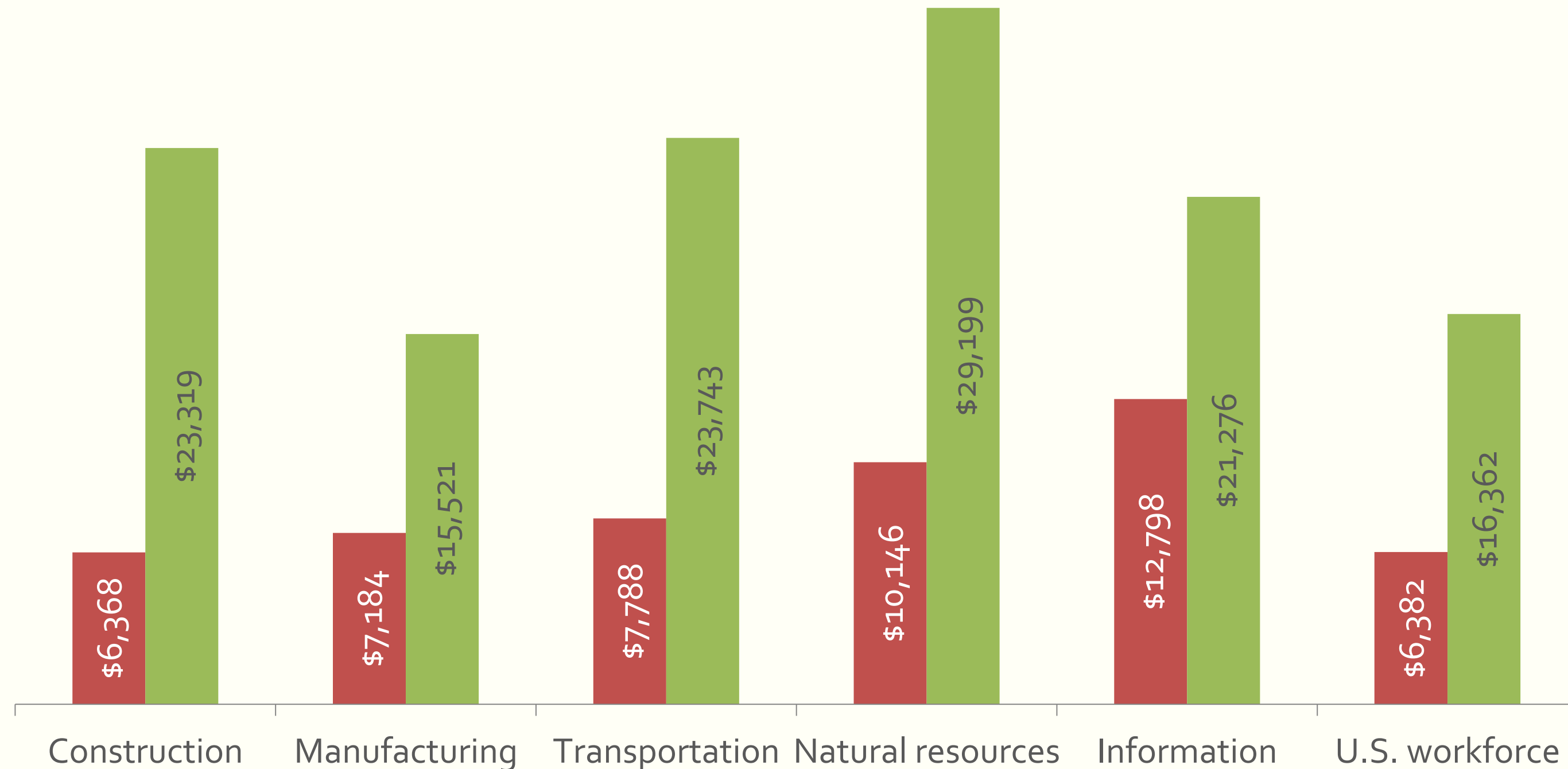
% of patients with a disability claim, top five industries



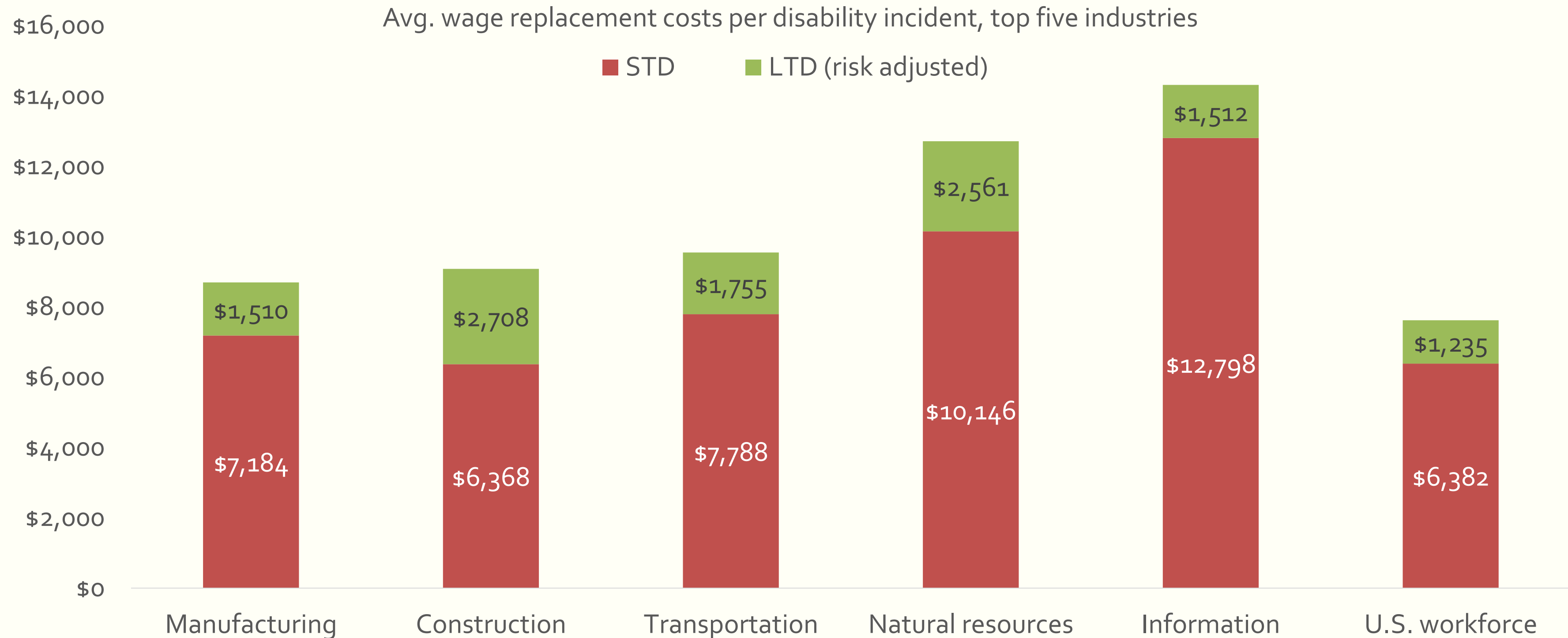
Disability claims for OOA are costly

Avg. wage replacement costs per claim, top five industries

■ STD claim ■ LTD claim



Average costs for a disability incident are about \$7,600



Key Questions for Employers

Do you know the prevalence of OA in your workforce?

And do you rely only on healthcare and pharmacy claims for this information?

How are your employees with OA utilizing the health care system?

Not just pain management, but ED and inpatient care?

How are your employees with OA utilizing their disability, occupational, injury and leave benefits?

... and for what other reasons besides OA?

Do your healthcare and formulary plan designs complement best practices in Return-to-Work (RTW)?

Supporting occupational and national [RTW resources](#), coordinating with accommodation requests, etc.

Additional Information

Health and Productivity Impact of Chronic Conditions (HPICC) Series

Access analysis of healthcare, sick day, and disability costs for different conditions across different industries. Reports are available for the following conditions:

- [Osteoarthritis](#)
- [Back pain](#)
- [Rheumatoid arthritis](#)
- [Depression](#)
- [Diabetes](#)
- [Migraine](#)

<https://www.ibiweb.org/chronic-conditions-impact-reports/>

Disability and Leave Benchmarking Database

Pinpoint areas where you can improve your disability program by accessing industry-specific reports on incidence rates, reasons employees are taking leave as well as the resulting productivity loss and financial costs associated with the leave.

<https://www.ibiweb.org/benchmarking/>