


# ABT-S276/AB

## CEILING-MOUNTED AB LOUDSPEAKER

- ✓ Compliance with EN 54-24
- ✓ Certificate of Conformity issued by CNBOP: 1438-CPR-0414
- ✓ Compliance with BS5839-8 standard (Thermal protection)
- ✓ 6-watt transformer enabling precise handling of loudspeaker power
- ✓ Optimised level of speech intelligibility
- ✓ Operation of two A/B loudspeaker lines




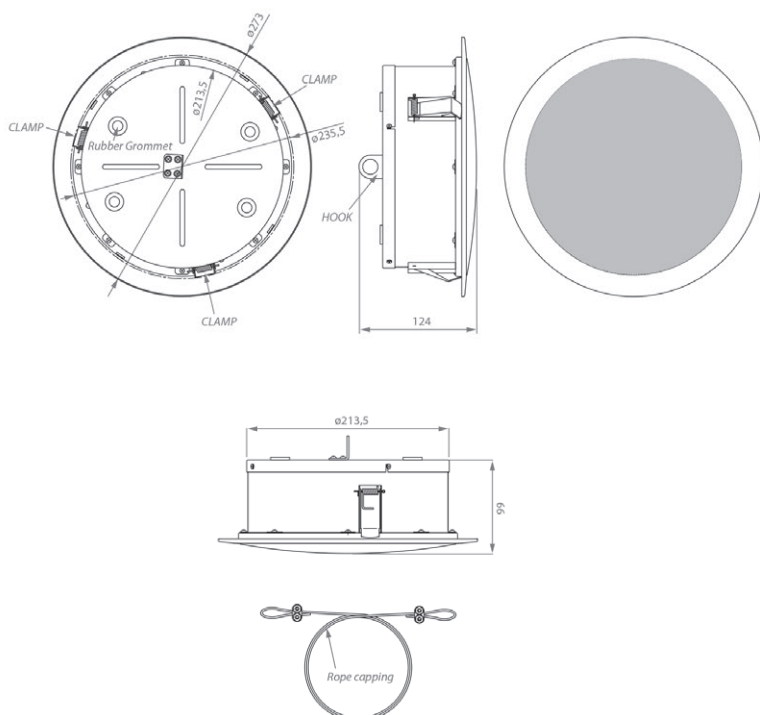
The ceiling-mounted ABT-S276/AB loudspeaker has been designed to guarantee the highest acoustic quality of speech and sound recordings even in difficult conditions. It is meant to be mounted on ceilings (incl. suspended ones).

Unlike the standard ceiling fire alarm loudspeakers, the ABT-S276/AB is equipped with two in-built electro-acoustic transducers, two transformers and two separate sets of ceramic clamps and fuses, which allows connectivity of two independent A/B

loudspeaker lines. ABT-S276/AB has been designed for application in rooms of such size and acoustic conditions that the design proposes one ceiling-mounted loudspeaker of VES standard. In case of a single fault on the loudspeaker line, there is no loss of the sound coverage area in rooms with installed ceiling-mounted ABT-S276/AB loudspeakers.

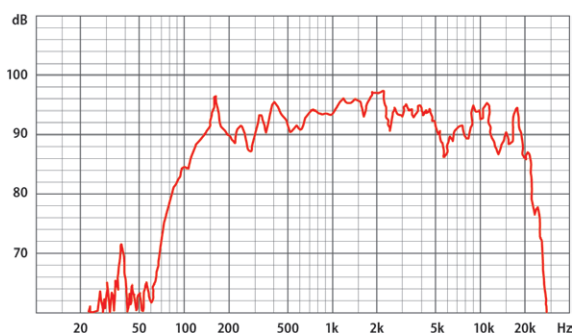
ABT-S276/AB is equipped with an additional mounting lug allowing attachment of a safety steel line fastened on the other side with a steel pin secured to construction

elements of adequate fire-resistance e.g. the ceiling. Such a solution enables mounting the loudspeaker to surfaces of zero fire-resistance rating. The loudspeaker offers adjustable power regulation through connectivity to applicable transformer tapings thus enabling application of suitable acoustic pressure (the level of sound) within areas of sound emission adequately to the character and acoustic conditions existing in those areas.

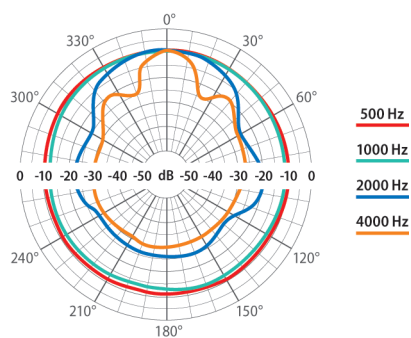


	ABT-S276/AB
<b>Electrical</b>	
Number of transducers	2
Rated power, W	2× 6
Tappings 100 V line according to EN 54-24, W	2× 6 / 3 / 1,5 / 0,75
Tappings 70 V line, W	2× 3 / 1,5 / 0,75 / 0,37
Transformer impedance, Ω 100V	2× 1667 / 3333 / 6666 / 13333
Driver impedance, Ω	8
Effective frequency range, Hz	100 – 20 000
Sensitivity @ 4 m, 1 W, dB	85
SPL @ 4 m, Rated power, dB	91
SPL @ 1 m, 1 W, dB, Test signal bandwidth 300 Hz–6 kHz	97
SPL @ 1 m, Rated power, dB, Test signal bandwidth 300 Hz–6 kHz	103
Dispersion at 500 Hz / 1 kHz / 2 kHz / 4 kHz, [°]	180 / 175 / 163 / 90
<b>Environmental</b>	
Environmental type / IP Rating according to EN 54-24	A / IP21C
IP Rating	32
Min / Max Amb Temp	-10°C / 55°C
<b>Mechanical</b>	
Dimensions, mm	Height 124 mm , ø273
Net Weight, kg	2,29
Colour	White (RAL 9003)
Material	Steel
Mounting	Spring clamp
<b>Option</b>	
For DC line monitoring	Capacitor
Colour optional	RAL Palette
<b>Ease Model</b>	
	✓

Frequency band:



Circular chart of directional characteristic – horizontal:



Circular chart of directional characteristic – vertical:

