

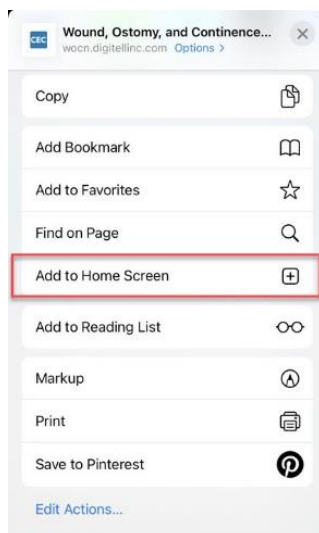
Follow these instructions to add a shortcut to the WOCN® Continuing Education Center (CEC) website on the home screen of your iPad, iPhone, or Android devices.

iPhone/iPad

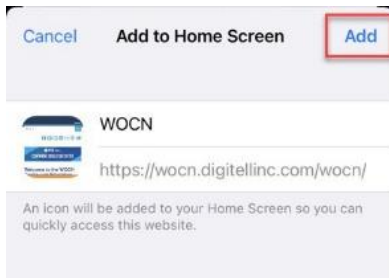
- Open the Safari web browser and navigate to wocncec.org.
- Tap the Share button on the bottom of the page. It looks like a square with an arrow pointing out of the top.



- Scroll down and tap **Add to Home Screen**. The Add to Home Screen dialog box will appear.

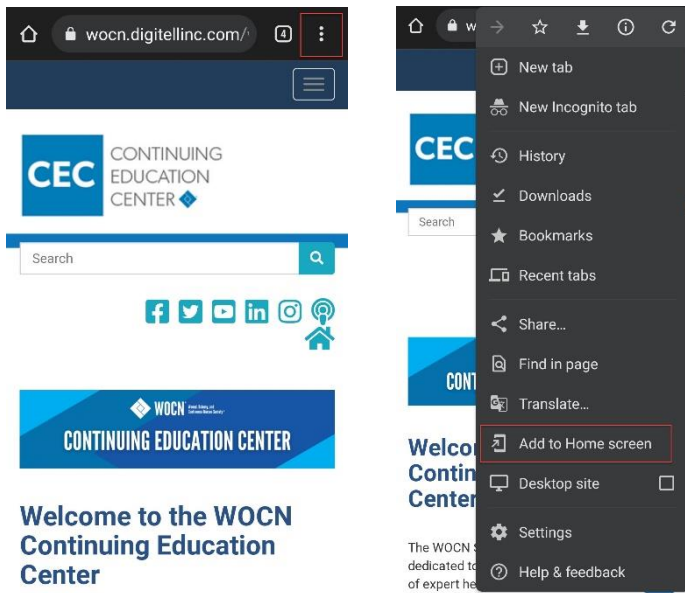


- Choose a name for the website shortcut, then click **Add**. Safari will automatically close and you will be taken to where the icon is located on your iPhone's or iPad's home screen.



Android

- Open the Chrome web browser and navigate to wocncec.org.
- Tap the menu icon (3 dots in upper right-hand corner) and tap **Add to Home screen**.



- Choose a name for the website shortcut, then Chrome will add it to your home screen.

