

maria 01

IMPACT REPORT 2019



CEO’S GREETINGS

In 3 years, Maria 01 has grown to be the leading startup campus in the Nordic region. From day one we have brought together and connected the most relevant ecosystem players and partners to provide the most thriving environment for startups to grow their business, corporates to advance their innovation culture and for VCs to find the hottest startups.

This year, we wanted to emphasize evaluating the impact of our community and all startup companies in-house. Together with The Upright Project, we have conducted a study that emphasizes the impact element from the perspective of the environment, health, society, and knowledge, that are presented in this report.

I hope this gives more insights and opens up a dialogue on how one can measure the impact of a company in addition to the traditional metrics.

The north-star for Maria 01 is to become the largest startup campus in Europe. Our future is filled with excitement and hope for a better society through tech-entrepreneurship. Some snapshots about the future are shared at the end of this report. But before that, it’s time to look back at 2019 and mention its highlights.

Ville Simola
CEO



KEY NUMBERS OF OUR COMMUNITY

AN INCLUSIVE AND DIVERSE COMMUNITY THAT CONTINUES TO EXPAND

Our members are startups, venture funds, strategic & service partners, and ecosystem supporters.



MEMBERS

1190

2018: 770



STARTUPS

141

2018: 93



VENTURE FUNDS

20

2018: 14



PARTNERS

17

2018: 12

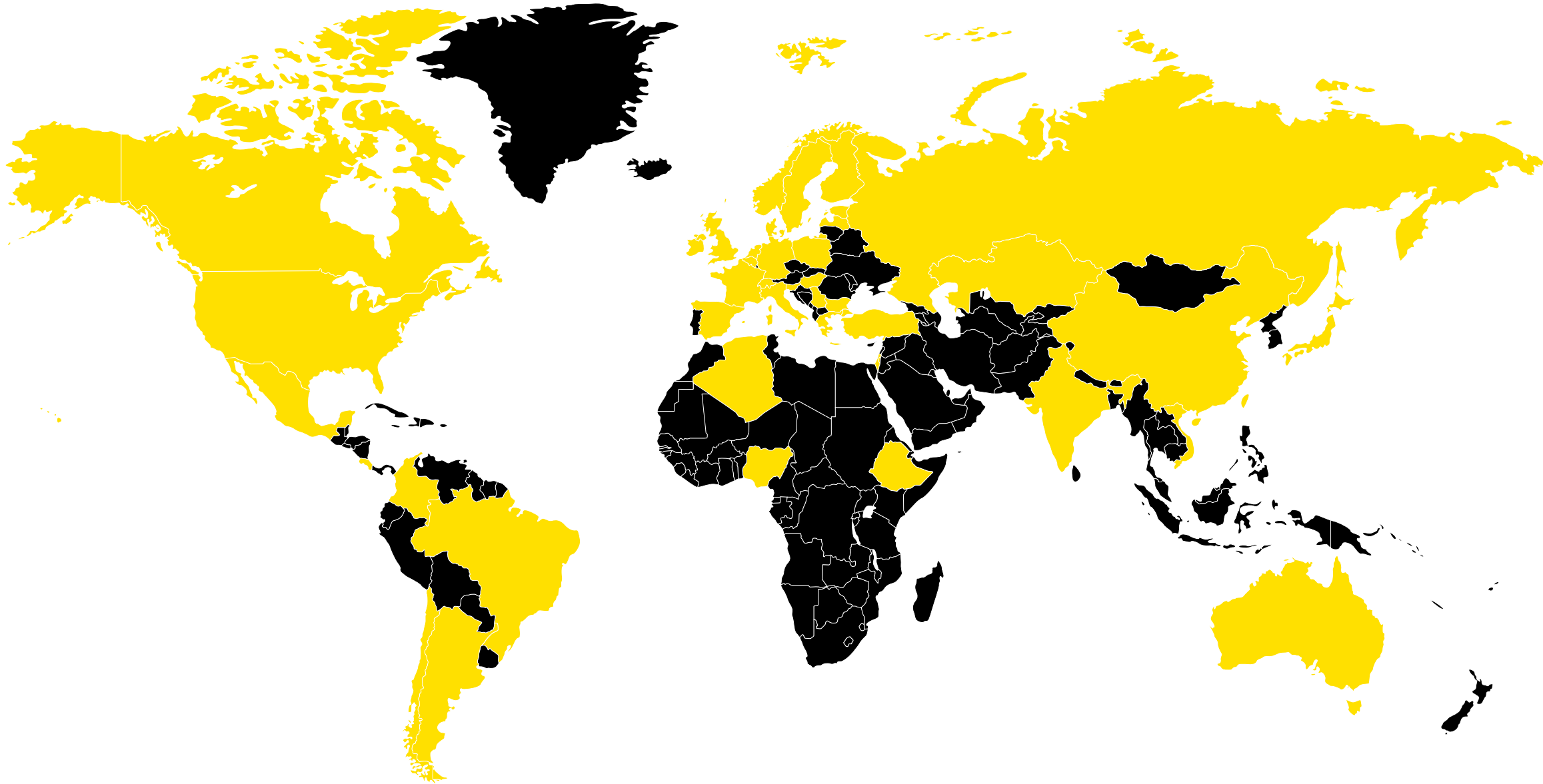


ECOSYSTEM SUPPORTERS

47

2018: 32

KEY NUMBERS OF OUR COMMUNITY



38
NATIONALITIES

- | | | |
|------------|-------------|---------------|
| ALGERIA | ETHIOPIA | NIGERIA |
| ARGENTINA | FINLAND | NORWAY |
| AUSTRALIA | FRANCE | PERU |
| BANGLADESH | GEORGIA | POLAND |
| BELGIUM | GERMANY | RUSSIA |
| BRAZIL | HUNGARY | SERBIA |
| BULGARIA | INDIA | SLOVENIA |
| CANADA | IRELAND | SPAIN |
| CHILE | ISRAEL | SWEDEN |
| CHINA | ITALY | SWITZERLAND |
| COLOMBIA | JAPAN | TURKEY |
| COSTA RICA | KAZAKHSTAN | UKRAINE |
| GREECE | KOSOVO | UNITED STATES |
| DENMARK | LATVIA | VIETNAM |
| ENGLAND | MEXICO | |
| ESTONIA | NETHERLANDS | |



1 202 STARTUP EVENTS & WORKSHOPS



14 534 BOOKED MEETINGS



1,1 MIL. ONLINE REACH

100+ MENTIONS OF MARIA 01 AND ITS MEMBERS IN THE MEDIA

Forbes

Bloomberg

Talouselämä

HELSINGIN SANOMAT

INTERESTING
ENGINEERING

“

2019 was a tremendous year for The Shortcut. Ending it with the Talent Heist at Slush was no small feat. We are excited to begin 2020 at Maria 01! Being here allows us to stay close to the community. We were designed to help and develop our services with them in mind.

Anne Badan
Co-Founder & CEO at The Shortcut



KEY NUMBERS OF OUR STARTUPS

OUR STARTUP MEMBERS ARE
THE GLUE OF OUR OPERATIONS

We host a diverse array of startup verticals and growth stages in our campus.

NUMBER OF
FUNDING ROUNDS

25

MONEY RAISED BY ALL
STARTUP MEMBER COMPANIES

172M€

COMPANIES
FOUNDED BY WOMEN

24

RECEIVED STARTUP
MEMBER APPLICATIONS

133
(35% ACCEPTANCE RATE)

VERTICALS REPRESENTED AT MARIA 01

14% ENTERPRISE SOFTWARE	6,6% AI	4,7% MUSIC & ENTERTAINMENT	3,1% FINANCIAL TECHNOLOGY	1,6% FOOD & NUTRITION
8,9% ANALYTICS & BIG DATA	6,2% MOBILE	3,9% EDUCATION	2,7% MATCHMAKING PLATFORM	
7,8% E-COMMERCE & ONLINE MARKETPLACES	5,4% HEALTH & WELLBEING	3,9% COMMUNICATION & MEDIA	2,3% HR TECH	
6,6% GAMING	4,7% SOCIAL MEDIA & MESSAGING	3,5% MED TECH & PHARMA	1,9% MANUFACTURING TECHNOLOGY	

“

Maria 01 has played a crucial role in our journey from three people with laptops to 40+ people and tens of millions in revenue. Maria 01 has helped us to attract and maintain talent as well as to grow without having to worry about office arrangements. In Maria 01 you have everything you need to build the next big thing!

Kalle Salmi
CEO & Founder at Kodit.io



MARIA 01



THE UPRIGHT PROJECT

Together with The Upright Project, we embarked on the mission of finding out the real impact in the world (environment, health, society, knowledge) behind all the startups at Maria 01.

The net impact profiles you are about to see are based on the products and services these companies create and sell.

The analysis was conducted with Upright’s net impact model. The model utilizes scientific articles and machine learning to summarize how companies impact the environment, health of people, society and creation and distribution of knowledge.

[CLICK HERE TO LEARN MORE ABOUT
THEIR METHODOLOGY](#)

CURRENT STATE

Revenue-weighted results. I.e pre-revenue stage startups do not show in the results and startups with the largest revenues drive the results.

MARIA 01 STARTUPS BALANCE POSITIVE CONTRIBUTION TO HEALTH, KNOWLEDGE, TAXES AND JOBS WITH THE USE OF SCARCE HUMAN CAPITAL.

INTRODUCTION

COMMUNITY

STARTUPS

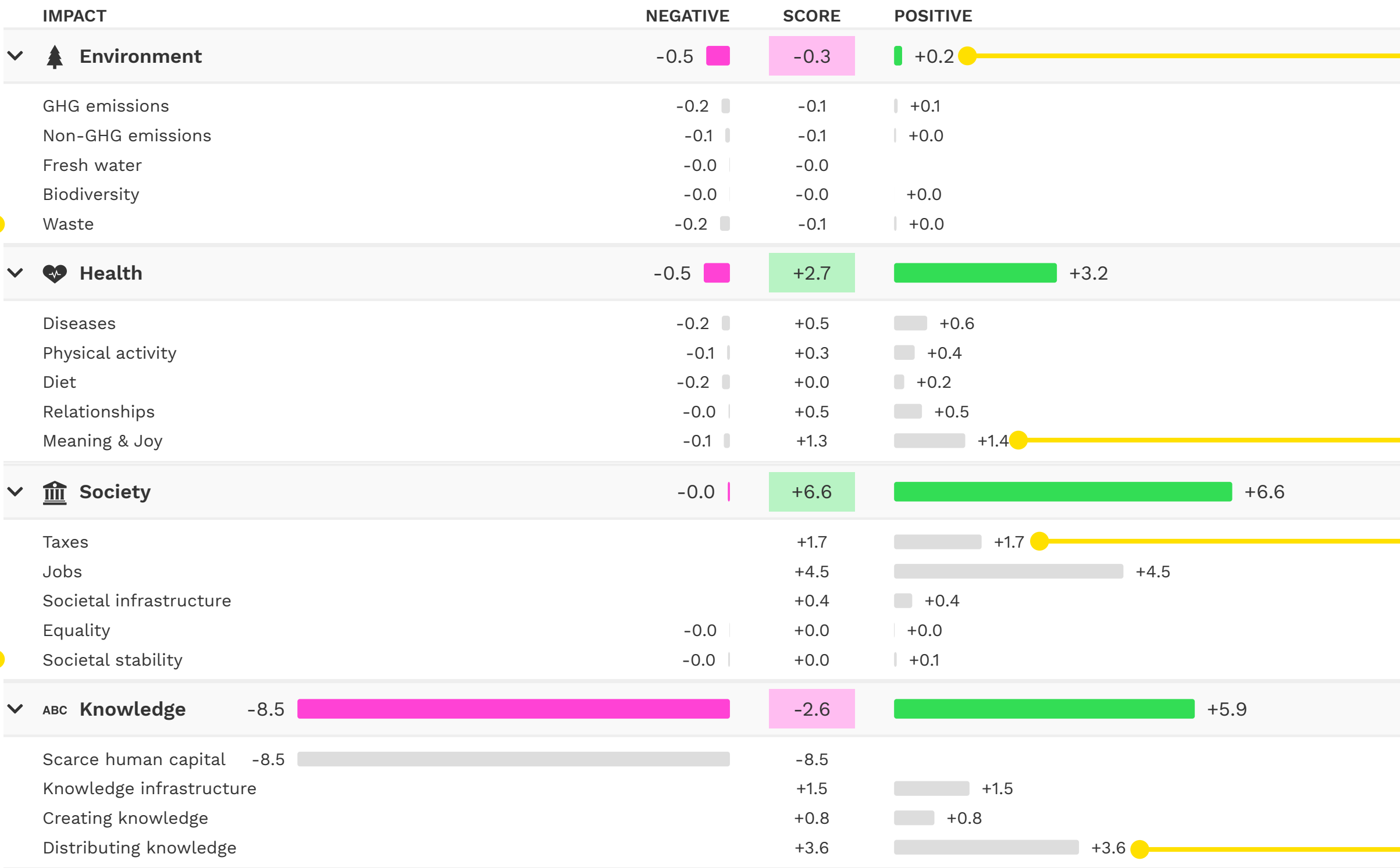
INVESTORS

PARTNERS

FUTURE CAMPUS

Maria 01 startups have very little strain on the environment.

At the same time, they use a lot of scarce human capital, i.e. a lot of highly educated workforce relative to their revenue.



ster version of Upright model
10th Feb. 2020 at 18:47

NET SCORE
+6.4

Value set
Equal weights

This aggregate graph is revenue-weighted. This means that the larger Maria 01 startups heavily determine the impact.

Maria 01 startups have positive contribution to all health categories, from diseases to meaning and joy.

Maria 01 startups generate taxes and create significant amount of jobs relative to their revenue.

Significant positive contribution to knowledge category, especially on knowledge distribution.

COMPARING MARIA 01 STARTUPS AND NASDAQ HELSINKI REVEALS MARIA 01’S STARTUPS’ STRENGTHS AND WEAKNESSES.

INTRODUCTION

COMMUNITY

STARTUPS

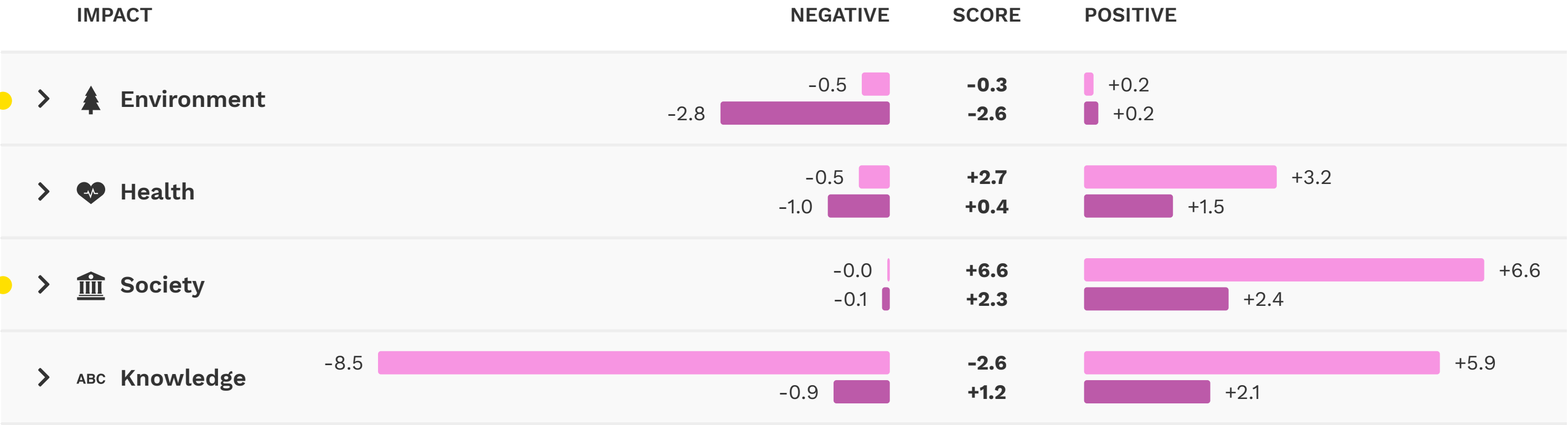
INVESTORS

PARTNERS

FUTURE CAMPUS

Maria 01 startups have very little strain on the environment compared to Nasdaq Helsinki.

Scarce human capital is the main resource of Maria 01 startups.



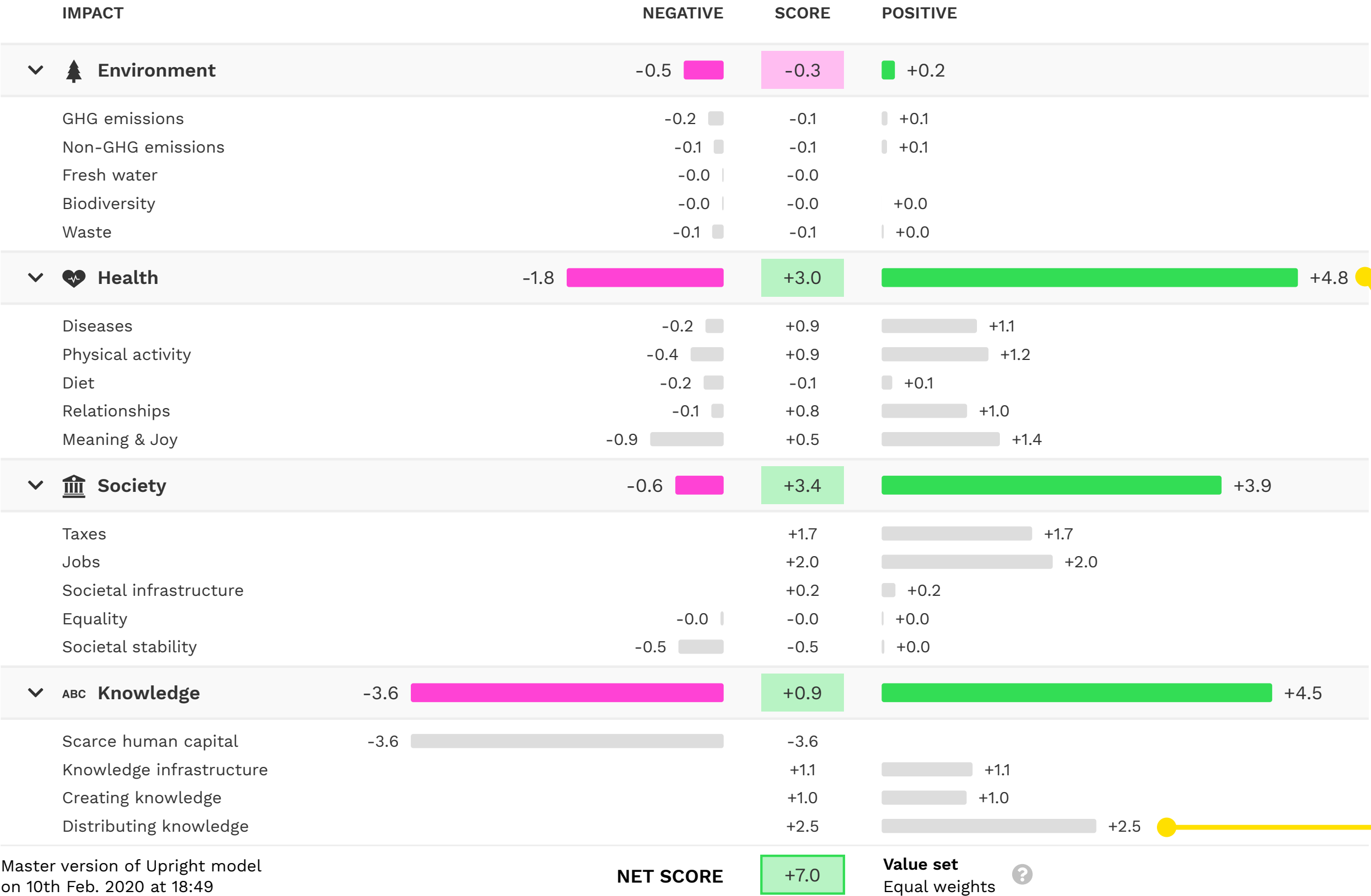
MARIA 01 COMPANIES, NET SCORE 6.38

NASDAQ HELSINKI, NET SCORE 1.30

EQUAL-WEIGHTS FUTURE SCENARIO

In this scenario, all startups have a revenue of 10 m€ and 100 employees. I.e. this graph takes into account the impact of startups that are currently in pre-revenue phase.

MARIA 01 STARTUPS EQUAL WEIGHTS SCENARIO: THIS AGGREGATE GRAPH CAPTURES ALSO THE IMPACT OF PRE-REVENUE STARTUPS.

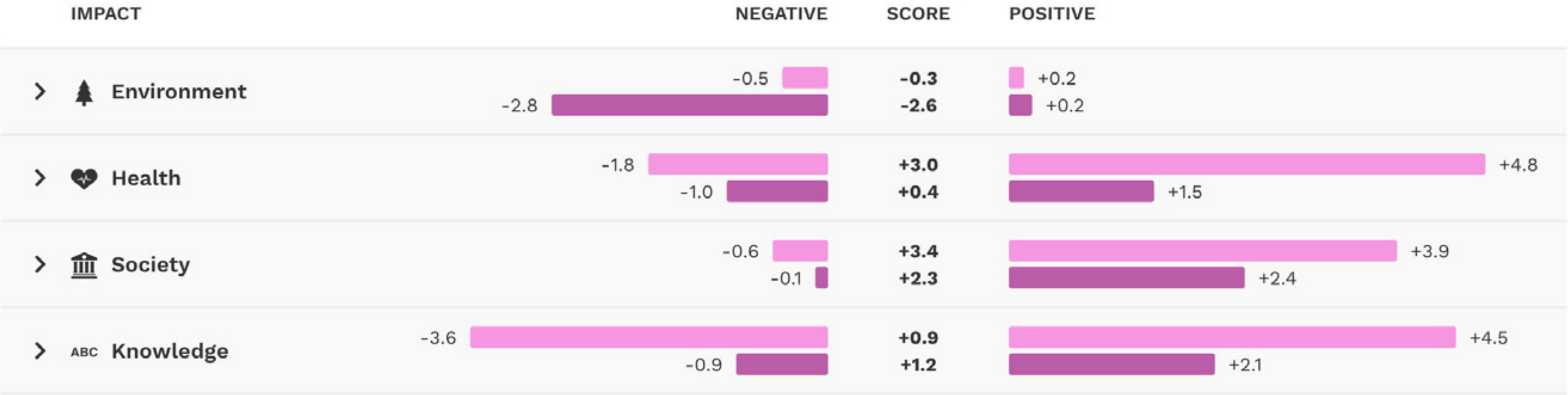


WHY THIS IS INTERESTING:

- It gives a more balanced picture, as the revenue differences do not skew the impact profile. The revenue-weighted view doesn't take pre-revenue startups into account but this scenario does.
- When looking at startups, understanding future potentialis often more interesting than their current, very nascent, stage.

- Health dimension is highly positive across four different categories: there are startups solving the problems related to both physical and mental health.
- Many startups have products and services contributing to distributing knowledge.

COMPARISON BETWEEN MARIA 01 STARTUPS EQUAL WEIGHTS FUTURE SCENARIO AND NASDAQ HELSINKI



DRILLDOWNS TO SPECIFIC IMPACT CATEGORIES

Drilldowns are shown from the equally weighted scenario companies, so the impacts of smaller startups are also visible. In revenue-weighted current state, larger companies would drive each impact category.

LARGEST CONTRIBUTORS TO **TREATING AND PREVENTING DISEASES**

INTRODUCTION

COMMUNITY

STARTUPS

INVESTORS

PARTNERS

FUTURE CAMPUS

COMPANY	RELATIVE POSITIVE COMPANY SCORE FOR DISEASES	CONTRIBUTION TO GROUP'S POSITIVE IMPACT ON DISEASES
Lifeclass (Maria01 Scenario)	20.61	13.87 %
Meru Health (Maria01 Scenario)	14.47	9.74 %
Unitary Healthcare (Maria01 Scenario)	14.12	9.50 %
Pharmanalysis (Maria01 Scenario)	12.38	8.33 %
Vilja Care (Maria01 Scenario)	11.93	8.03 %
Huoleti (Maria01 Scenario)	9.70	6.53 %
Inscripta (Maria01 Scenario)	9.66	6.50 %
ViaEsca (Maria01 Scenario)	9.43	6.35 %
Etsimo Healthcare (Maria01 Scenario)	8.12	5.47 %
CBD (Maria01 Scenario)	4.99	3.36 %
Osgenic (Maria01 Scenario)	4.95	3.33 %

LARGEST CONTRIBUTORS TO POSITIVE RELATIONSHIPS IMPACT

COMPANY	RELATIVE POSITIVE COMPANY SCORE FOR RELATIONSHIPS	CONTRIBUTION TO GROUP'S POSITIVE IMPACT ON RELATIONSHIPS
Huoleti (Maria01 Scenario)	26.09	19.57 %
Herdifier (Maria01 Scenario)	20.29	15.22 %
Freeed (Maria01 Scenario)	13.56	10.17 %
Brella (Maria01 Scenario)	8.32	6.24 %
Evasyst (Maria01 Scenario)	7.39	5.55 %
Urban Sports Club (Maria01 Scenario)	5.02	3.77 %
CloudBounce (Maria01 Scenario)	4.49	3.37 %
Fiksari (Maria01 Scenario)	4.35	3.26 %
Quicksave Interactive (Maria01 Scenario)	4.24	3.18 %
DieNo Games (Maria01 Scenario)	4.10	3.07 %
Return Entertainment (Maria01 Scenario)	2.89	2.17 %
Playsome (Maria01 Scenario)	2.85	2.14 %

LARGEST CONTRIBUTORS TO POSITIVE MEANING & JOY IMPACT

INTRODUCTION

COMMUNITY

STARTUPS

INVESTORS

PARTNERS

FUTURE CAMPUS

COMPANY	RELATIVE POSITIVE COMPANY SCORE FOR MEANING & JOY	CONTRIBUTION TO GROUP'S POSITIVE IMPACT ON MEANING & JOY
Lifeclass (Maria01 Scenario)	22.11	11.99 %
Huoleti (Maria01 Scenario)	17.79	9.65 %
Urban Sports Club (Maria01 Scenario)	16.75	9.08 %
CloudBounce (Maria01 Scenario)	11.94	6.47 %
ViaEsca (Maria01 Scenario)	11.48	6.23 %
Meru Health (Maria01 Scenario)	11.45	6.21 %
Naava (Maria01 Scenario)	7.58	4.11 %
Fiksari (Maria01 Scenario)	6.25	3.39 %
Tribe.Red (Maria01 Scenario)	5.29	2.87 %
Quicksave Interactive (Maria01 Scenario)	4.42	2.40 %
DieNo Games (Maria01 Scenario)	4.41	2.39 %
Return Entertainment (Maria01 Scenario)	4.05	2.20 %

LARGEST CONTRIBUTORS TO POSITIVE IMPACT ON KNOWLEDGE INFRASTRUCTURE

INTRODUCTION

COMMUNITY

STARTUPS

INVESTORS

PARTNERS

FUTURE CAMPUS

COMPANY	RELATIVE POSITIVE COMPANY SCORE FOR KNOWLEDGE INFRASTRUCTURE	CONTRIBUTION TO GROUP'S POSITIVE IMPACT ON KNOWLEDGE INFRASTRUCTURE
PrivacyAnt (Maria01 Scenario)	18.06	12.74 %
Vorna ID (Maria01 Scenario)	15.50	10.93 %
Robonomist (Maria01 Scenario)	10.77	7.59 %
Meeshkan (Maria01 Scenario)	10.76	7.58 %
XMLdation (Maria01 Scenario)	10.76	7.58 %
Sensorfleet (Maria01 Scenario)	10.74	7.57 %
Linear Orbit (Maria01 Scenario)	10.67	7.52 %
Attractive (Maria01 Scenario)	10.64	7.50 %
Thinglink (Maria01 Scenario)	10.27	7.24 %
Intuition Machines (Maria01 Scenario)	7.82	5.51 %
Fibo.io (Maria01 Scenario)	7.23	5.10 %
HEAT Ledger (Maria01 Scenario)	6.58	4.64 %

LARGEST POSITIVE CONTRIBUTORS TO CREATING KNOWLEDGE

COMPANY	RELATIVE POSITIVE COMPANY SCORE FOR CREATING KNOWLEDGE	CONTRIBUTION TO GROUP'S POSITIVE IMPACT ON CREATING KNOWLEDGE
Pointscene (Maria01 Scenario)	9.12	6.88 %
PrivacyAnt (Maria01 Scenario)	7.58	5.72 %
SleepCircle (Maria01 Scenario)	7.16	5.40 %
Pharmanalysis (Maria01 Scenario)	6.60	4.98 %
Work Ahead (Maria01 Scenario)	6.01	4.54 %
Lily.AI (Maria01 Scenario)	5.93	4.47 %
Vilja Care (Maria01 Scenario)	5.79	4.36 %
Etsimo Healthcare (Maria01 Scenario)	5.63	4.25 %
Priceff (Maria01 Scenario)	5.36	4.04 %
Unitary Healthcare (Maria01 Scenario)	5.06	3.82 %
Vorna ID (Maria01 Scenario)	4.69	3.53 %
Arctic Security (Maria01 Scenario)	4.44	3.35 %

LARGEST POSITIVE CONTRIBUTORS TO DISTRIBUTING KNOWLEDGE

INTRODUCTION

COMMUNITY

STARTUPS

INVESTORS

PARTNERS

FUTURE CAMPUS

COMPANY	RELATIVE POSITIVE COMPANY SCORE FOR DISTRIBUTING KNOWLEDGE	CONTRIBUTION TO GROUP'S POSITIVE IMPACT ON DISTRIBUTING KNOWLEDGE
Positiivinen CV (Maria01 Scenario)	15.63	4.67 %
Fiksari (Maria01 Scenario)	15.58	4.65 %
Sutori (Maria01 Scenario)	10.94	3.27 %
3DBear (Maria01 Scenario)	10.44	3.12 %
Tinyapp (Maria01 Scenario)	9.50	2.84 %
Huoletti (Maria01 Scenario)	9.10	2.72 %
Freed (Maria01 Scenario)	8.62	2.57 %
Seppo (Maria01 Scenario)	7.96	2.38 %
Agilefant (Maria01 Scenario)	7.70	2.30 %
8-bit-sheep (Maria01 Scenario)	7.62	2.28 %
Silo.AI (Maria01 Scenario)	7.59	2.27 %
Valotalive (Maria01 Scenario)	7.40	2.21 %

POSITIVE HIGHLIGHTS

The equally weighted scenario versions of the positive highlight companies are shown as they capture the future potential better.

POSITIVE LEARNING HAS A MAJOR POSITIVE CONTRIBUTION TO DISTRIBUTING KNOWLEDGE, BUT IT ALSO CONTRIBUTES TO HEALTH AND SOCIETY

INTRODUCTION

COMMUNITY

STARTUPS

INVESTORS

PARTNERS

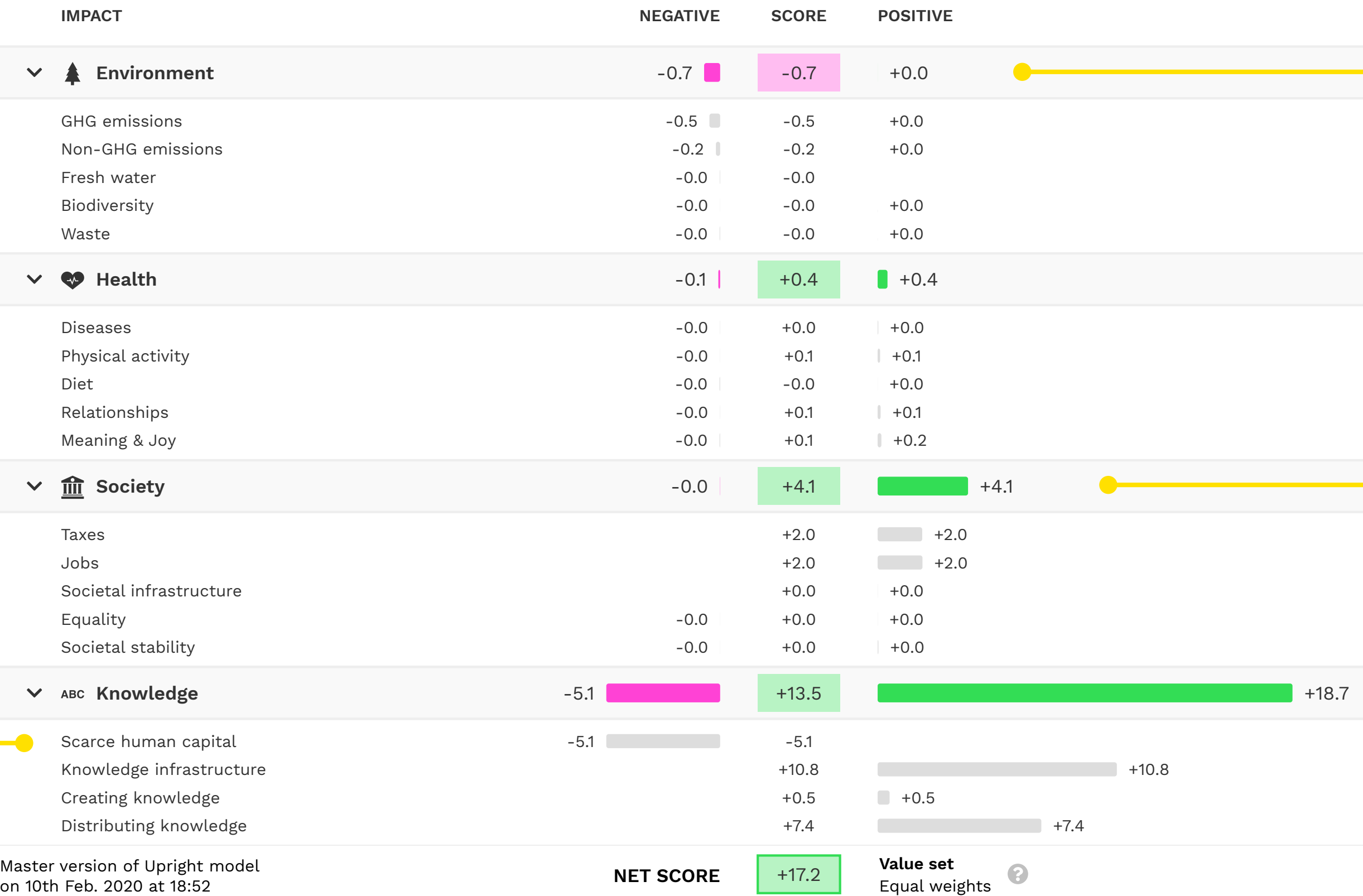
FUTURE CAMPUS

IMPACT	NEGATIVE	SCORE	POSITIVE
▼ 🌳 Environment	-0.0	-0.0	
GHG emissions	-0.0	-0.0	
Non-GHG emissions	-0.0	-0.0	
Fresh water	-0.0	-0.0	
Biodiversity	-0.0	-0.0	
Waste	-0.0	-0.0	
▼ ❤️ Health	-0.1	+4.5	<div><div></div></div> +4.5
Diseases	-0.0	+0.6	<div><div></div></div> +0.6
Physical activity	-0.0	+0.7	<div><div></div></div> +0.7
Diet	-0.0	+0.0	<div><div></div></div> +0.0
Relationships	-0.0	+0.8	<div><div></div></div> +0.8
Meaning & Joy	-0.0	+2.4	<div><div></div></div> +2.4
▼ 🏛️ Society	-0.0	+6.2	<div><div></div></div> +6.3
Taxes		+0.7	<div><div></div></div> +0.7
Jobs		+2.0	<div><div></div></div> +2.0
Societal infrastructure		+3.1	<div><div></div></div> +3.1
Equality	-0.0	+0.0	<div><div></div></div> +0.0
Societal stability	-0.0	+0.4	<div><div></div></div> +0.4
▼ ABC Knowledge	-3.2	+12.8	<div><div></div></div> +16.0
Scarce human capital	-3.2	-3.2	
Knowledge infrastructure		0.0	
Creating knowledge		+0.3	<div><div></div></div> +0.3
Distributing knowledge		+15.6	<div><div></div></div> +15.6
Master version of Upright model on 10th Feb. 2020 at 18:51	NET SCORE	+23.5	Value set Equal weights ?

Positive contribution to health and society across almost all sub-categories, which is very uncommon in a positive sense.

Most significant driver of positive impact is distributing knowledge, which comes from training services for teachers, the core business of Positive Learning.

XMLDATION CONTRIBUTES TO KNOWLEDGE INFRASTRUCTURE AND DISTRIBUTING KNOWLEDGE







XMLdation creates payment technology testing tools, which have mostly knowledge impacts.

XMLdation contributes to both knowledge infrastructure and distributing knowledge.

Significant use of scarce human capital.

NAAVA CONTRIBUTES TO MEANING & JOY AND TREATING AND PREVENTING DISEASES

IMPACT	NEGATIVE	SCORE	POSITIVE
<div><div>▼</div><div> Environment</div></div>	-0.9 <div><div></div></div>	-0.9	
GHG emissions	-0.0 <div><div></div></div>	-0.0	
Non-GHG emissions	-0.0 <div><div></div></div>	-0.0	
Fresh water	-0.0 <div><div></div></div>	-0.0	
Biodiversity	-0.0 <div><div></div></div>	-0.0	
Waste	-0.9 <div><div></div></div>	-0.9	
<div><div>▼</div><div> Health</div></div>	-0.1 <div><div></div></div>	+9.4	<div><div></div></div> +9.5
Diseases	-0.1 <div><div></div></div>	+1.8	<div><div></div></div> +1.9
Physical activity	-0.0 <div><div></div></div>	-0.0	
Diet	-0.0 <div><div></div></div>	-0.0	
Relationships	-0.0 <div><div></div></div>	-0.0	
Meaning & Joy	-0.0 <div><div></div></div>	+7.6	<div><div></div></div> +7.6
<div><div>▼</div><div> Society</div></div>	-0.0 <div><div></div></div>	+3.2	<div><div></div></div> +3.2
Taxes		+1.2	<div><div></div></div> +1.2
Jobs		+2.0	<div><div></div></div> +2.0
Societal infrastructure		0.0	
Equality	-0.0 <div><div></div></div>	-0.0	
Societal stability	-0.0 <div><div></div></div>	-0.0	
<div><div>▼</div><div> Knowledge</div></div>	-0.7 <div><div></div></div>	-0.7	<div><div></div></div> +0.0
Scarce human capital	-0.7 <div><div></div></div>	-0.7	
Knowledge infrastructure		0.0	
Creating knowledge		+0.0	+0.0
Distributing knowledge		0.0	
Master version of Upright model on 10th Feb. 2020 at 18:53	NET SCORE	+11.0	Value set Equal weights ?

According to scientific articles, green walls (in offices etc.) contribute especially to the sense of meaning and joy, but they also contribute to treating and preventing diseases.

CAUSALUS CONTRIBUTES THE MOST TO TREATING AND PREVENTING DISEASES AND TO CREATING KNOWLEDGE

INTRODUCTION

COMMUNITY

STARTUPS

INVESTORS

PARTNERS

FUTURE CAMPUS

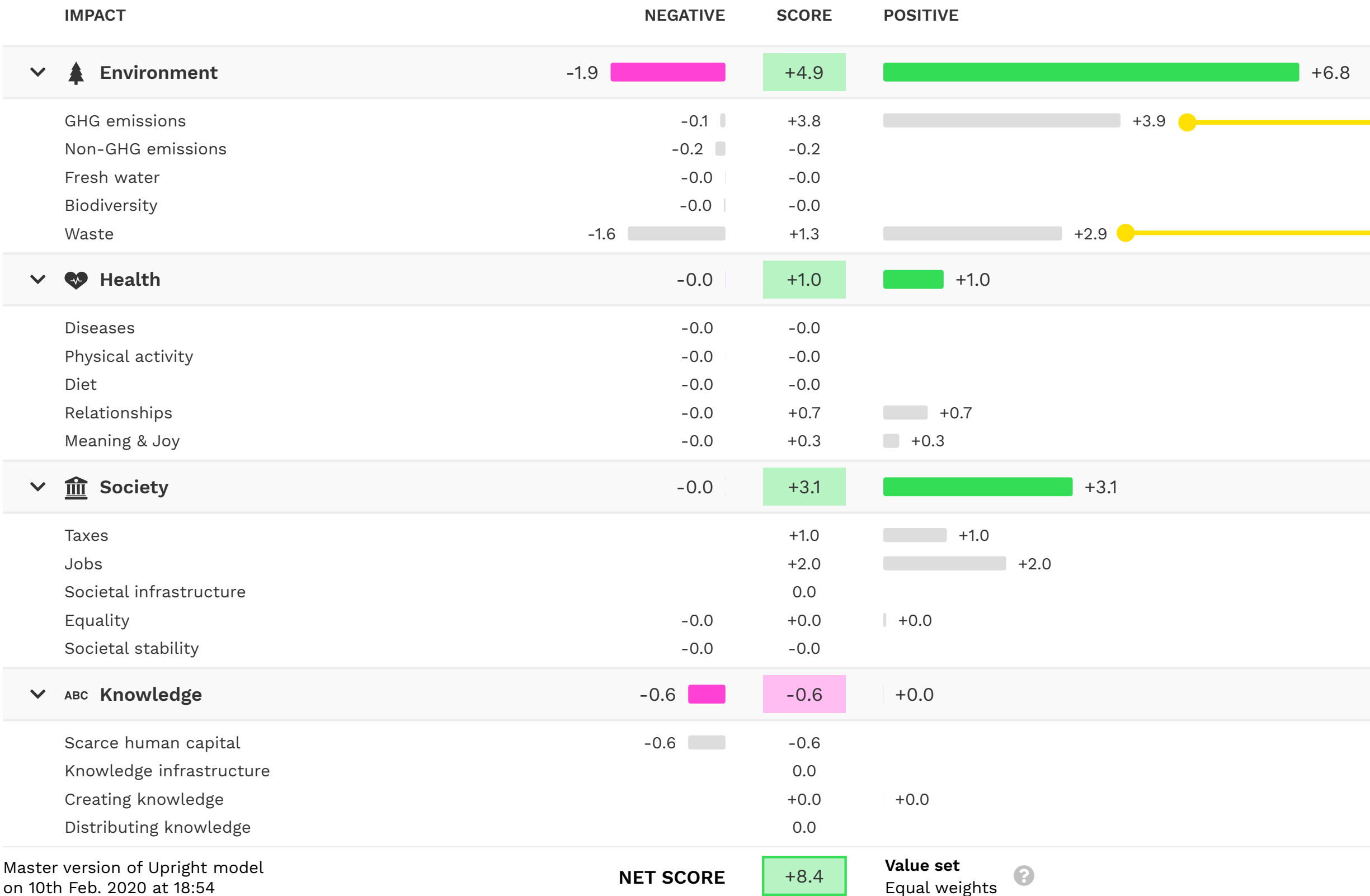
IMPACT	NEGATIVE	SCORE	POSITIVE
Environment	-0.2	-0.2	
GHG emissions	-0.0	-0.0	
Non-GHG emissions	-0.0	-0.0	
Fresh water	-0.0	-0.0	
Biodiversity	-0.0	-0.0	
Waste	-0.1	-0.1	
Health	-0.6	+13.5	+14.1
Diseases	-0.5	+11.9	+12.4
Physical activity	-0.0	+0.5	+0.5
Diet	-0.0	+0.3	+0.3
Relationships	-0.0	+0.1	+0.1
Meaning & Joy	-0.0	+0.8	+0.8
Society	-0.0	+4.3	+4.3
Taxes		+2.0	+2.0
Jobs		+2.0	+2.0
Societal infrastructure		+0.3	+0.3
Equality	-0.0	-0.0	+0.0
Societal stability	-0.0	-0.0	
Knowledge	-5.1	+1.5	+6.6
Scarce human capital	-5.1	-5.1	
Knowledge infrastructure		0.0	
Creating knowledge		+6.6	+6.6
Distributing knowledge		0.0	
Master version of Upright model on 10th Feb. 2020 at 18:53	NET SCORE	+19.1	Value set Equal weights

Causalus contributes to better medication treatments, which shows in positive diseases impact.

Significant use of scarce human capital.

Their services also create new knowledge on how to optimize medication.

RESQ CLUB REDUCES FOOD WASTE, LEADING TO POSITIVE IMPACT ON BOTH GHG EMISSIONS AND WASTE



ResQ Club contributes to removing GHG emissions due reduced need for food production.

ResQ Club contributes to reducing food waste, which is one of the main objectives of the company.

WE LOVE CO-LOCATING OUR INVESTORS TO WALK AMONGST OUR FOUNDERS

Our campus hosts the great majority of all Finnish venture capital funds. Furthermore, we work closely with some of the leading foreign venture capital funds and investor networks in Europe.

VC FUNDS AND INVESTOR NETWORKS BASED IN MARIA 01



VC FUNDS AND INVESTOR NETWORKS MEMBERS OF MARIA 01



TOP FUNDING ROUNDS FROM **MEMBER VCS**

NORDICNINJA 29.5M€ MaaS Global*	MAKI VC 10M€ Enfuce	INVENTURE 5M€ Swappie	ICEBREAKER VC 4.75M€ Flowhaven*
SUPERHERO CAPITAL 3.1M€ Leadfeeder*	VOIMA VENTURES 750K€ MVision	WAVE VENTURES 50K€ Boksi	

* Participating Round

INVESTOR HIGHLIGHTS

*Europe's largest and most active Business Angel Network **FiBAN** found its HQ at Maria 01.*

*The first Japanese VC fund **NordicNinja** was established in Finland.*

*The Nordics' first deep tech VC **Voima Ventures** was launched.*

*First VC to support the games industry **Play Ventures** was launched.*

“

Maria 01 is a place where some of the most incredible ideas come to life: this year, we contributed to this by making a number of new investments in future-proof companies ranging from quantum computing to consumer products. We’re anxious to see what another year as part of this thriving campus has in store for us!

Pauliina Martikainen
Investment Director at Maki VC



WE ESTABLISH LONG-TERM RELATIONSHIPS WITH SELECTED INDUSTRY-LEADING ENTERPRISES AND SERVICE PROVIDERS

Together with our partners we drive forward the next generation of tech entrepreneurs
to develop new technologies and transform industries.

STRATEGIC PARTNERS



SERVICE PROVIDERS



PARTNER HIGHLIGHTS

Maria 01 kick-started *the first Internal Transformation Program* with Konecranes.

Maria 01 *hosted the global Microsoft for Startups* offsite during Slush week.

154 advisory hours for member startups were provided together with our service partner network.

“

Maria 01 has been our platform to establish startup collaboration operations. We have made real progress over the past two and a half years. The 2019 definite highlight was the Maria 01 Internal Transformation Program. The program has opened up a channel for us to connect with the entrepreneurs and pragmatic venture capital professionals at a scale.

The program gives us a unique path to transform our development projects to a more customer and business-centric focus. We can see how individuals grow week after week.

Jussi Eskelinen
Startup Coordinator at Konecranes



*WE ARE BUILDING EUROPE'S
LARGEST STARTUP CAMPUS*

A CAMPUS WHERE
TECH STARTUPS,
GROWTH COMPANIES,
MAJOR CORPORATIONS
AND INVESTORS WILL
GROW TOGETHER

The future campus is developed by YIT. The starting point of the area’s development is that world-changing solutions are created through encounters, cooperation and high-speed experimentation.

At Maria 01, world-changing players will find premises that support their operations, an effective community and services for the various stages of the growth lifecycle, from idea generation to the start phase and the subsequent international expansion of a high-growth company.

RESTAURANTS & CAFES

MODERN LOCAL SERVICES

POP-UP SHOPS

CO-WORKING SPACE

FLEXIBLE OFFICE SPACE

INDUSTRY HUBS

EVENTS CENTRE



ACCOMMODATION
SERVICES

SMART MOBILITY

WELL-BEING SERVICES

SPORTS FACILITY

MAKERS SPACE

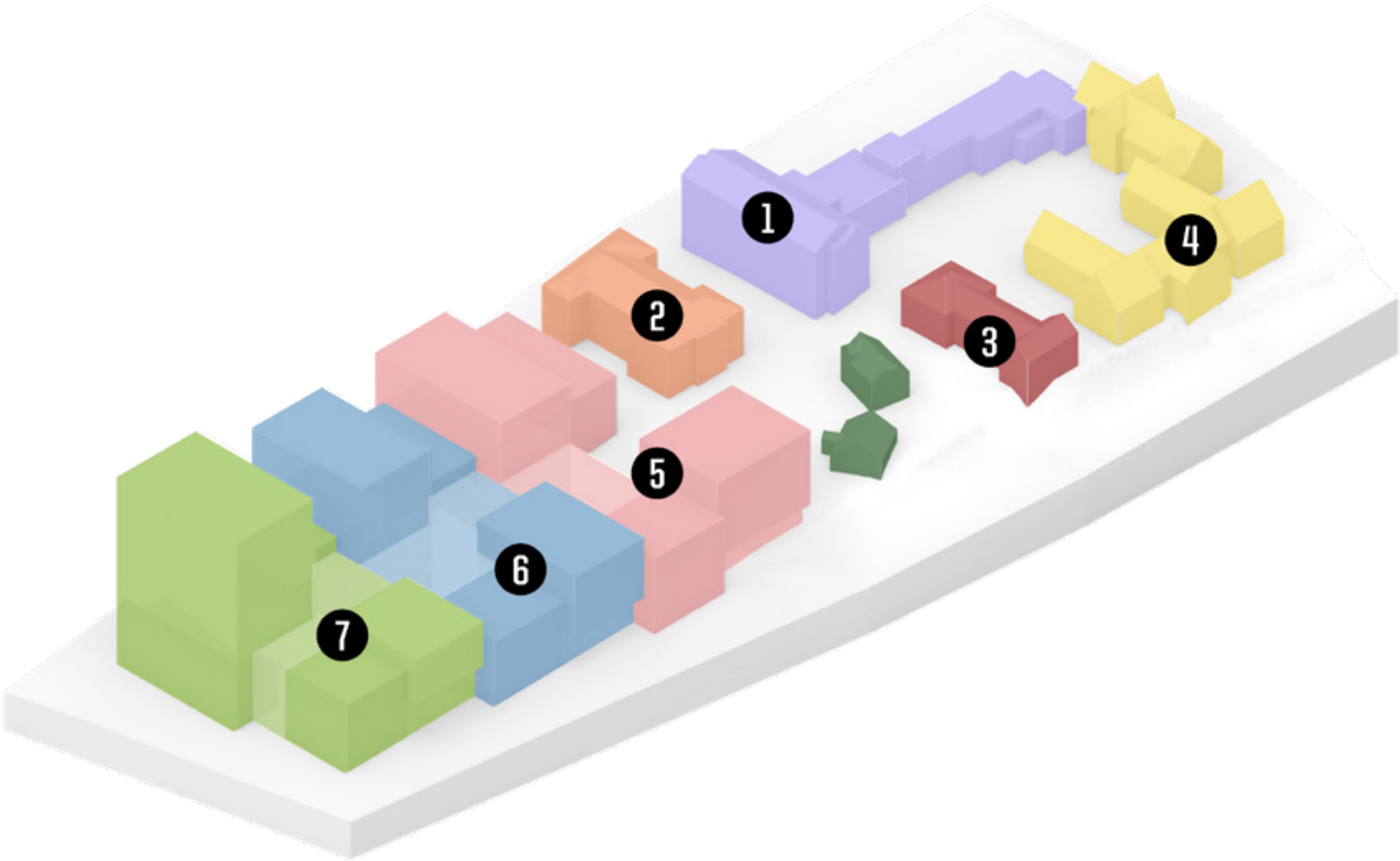
INTERNATIONAL
DAY-CARED

SAUNA

70 000 M² CAMPUS FOR THE TECH COMMUNITY

HERE'S HOW MARIA 01 IS GROWING:

- 1 2016 Maria 01 main building 7,000 m²
- 2 2018 Arcade 5 4,000 m²
- 3 2019 Tiilipaviljonki 1,000 m²
- 4 2019 Sonck building 8,000 m²
- 5 2022 First phase 17,000 m²
- 6 2024 Second phase 17,000 m²
- 7 2026 Final phase 17,000 m²



650+ COMPANIES
4 000+ MEMBERS

OUR CONSORTIUM – JOIN US!

CLICK TO LEARN MORE

IMPLEMENTERS



SOLUTION AND INNOVATION PARTNERS



STARTUP AND COMMUNITY PARTNERS



maria 01



www.maria.io