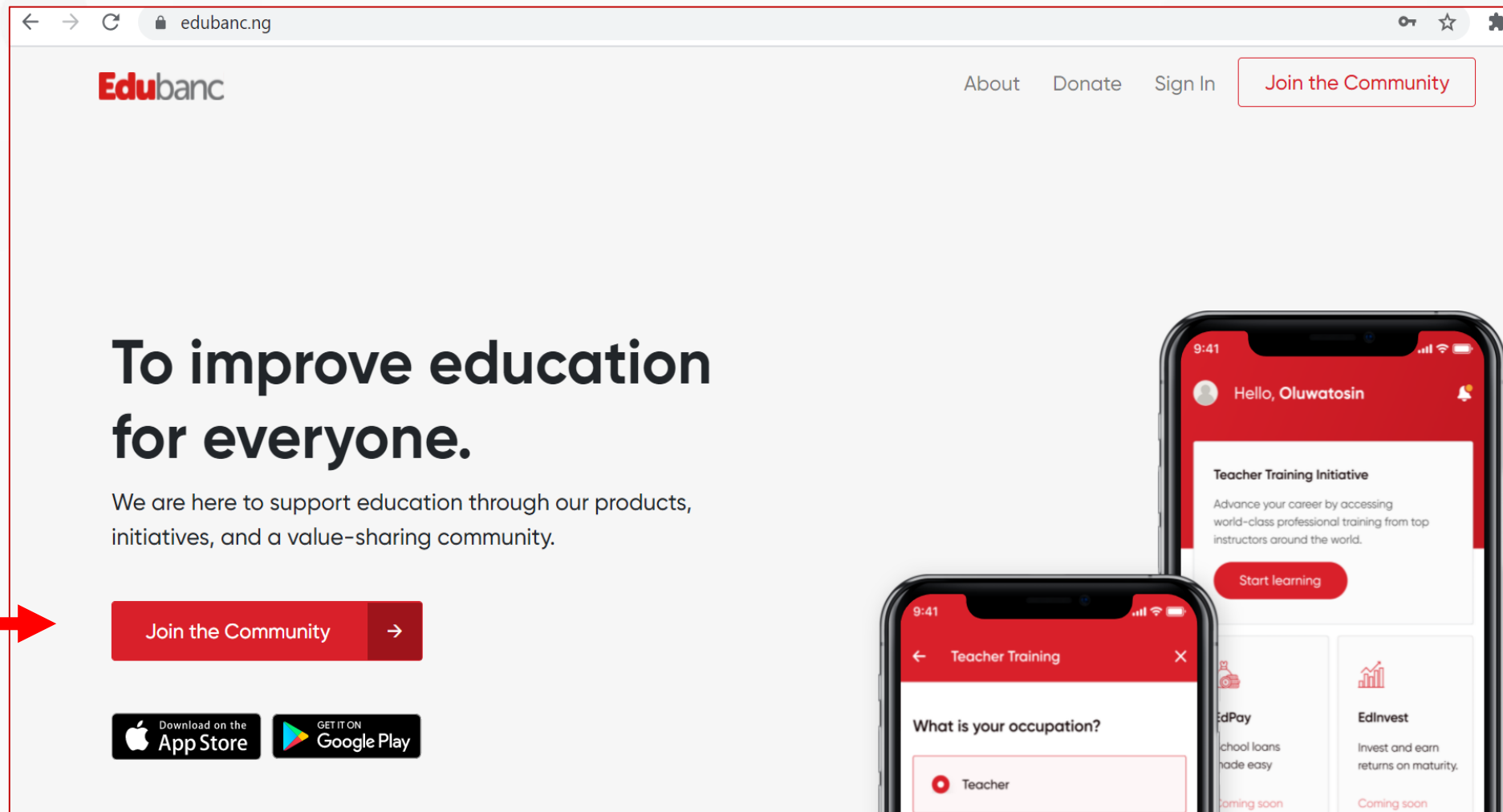


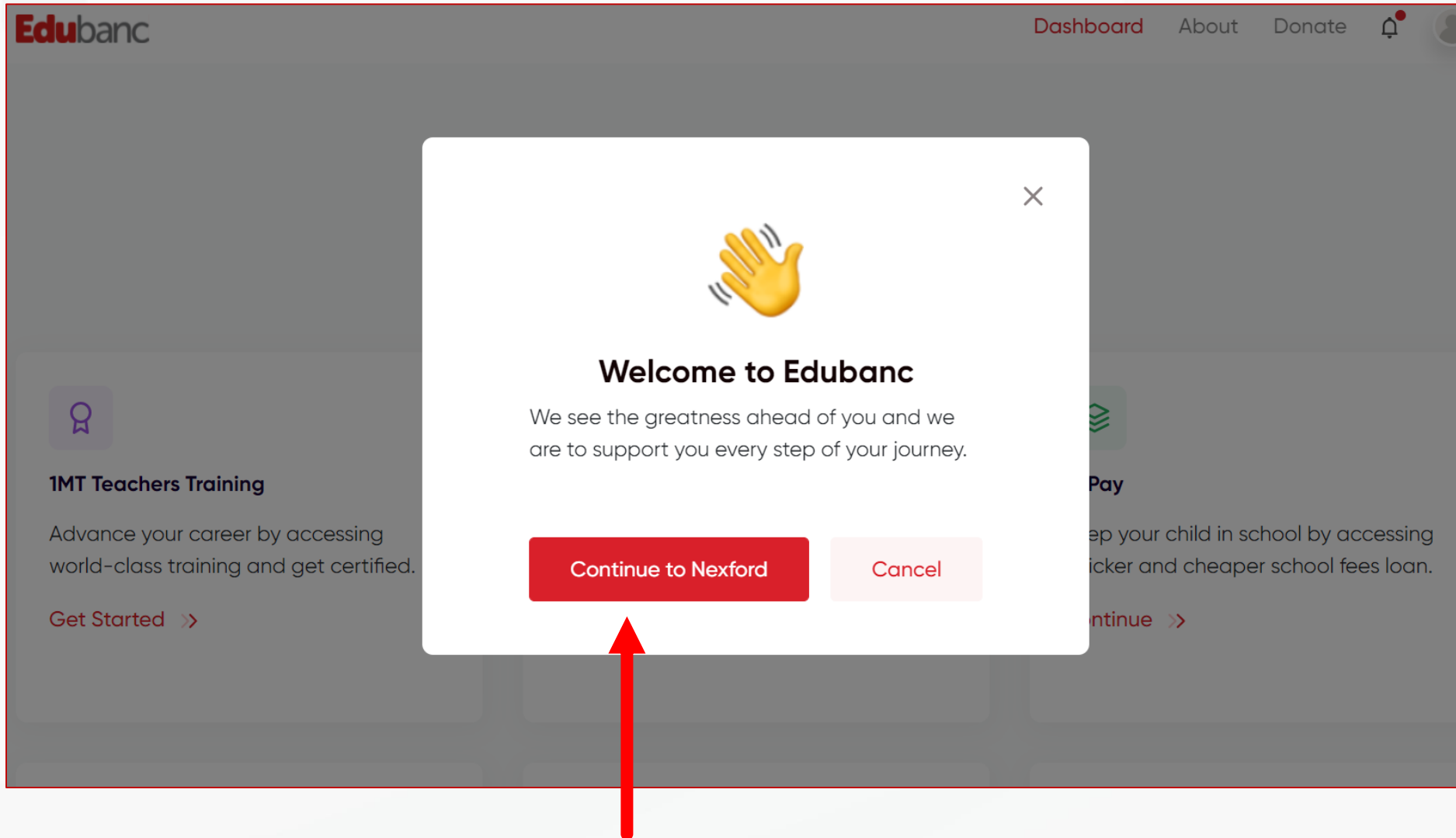


NEXFORD LOAN PROCESSING FLOW

STEP 1: Visit edubanc.ng and click on **Join the Community** to Sign Up



STEP 2 : On the Welcome to Edubanc pop – up – Click on the **Continue to Nexford** button.



STEP 3 : Click on the **Get Started** button



The screenshot displays the Edubanc website interface. At the top left is the 'Edubanc' logo. The top right navigation bar includes links for 'Dashboard', 'About', 'Donate', a notification bell icon, and a user profile icon. The main content area features a large heading: 'Spread your wings. And fly with Nexford.' Below this, a subtext reads: 'Get access to our low-interest education loan to finance your international University education.' A prominent red button labeled 'Get Started' is positioned below the subtext, with a red arrow pointing to it from the left. To the right of the text, there is a background image of a smiling graduate in a black cap and gown holding a rolled-up diploma. Overlaid on this image are three white callout boxes: a green box with a percentage icon stating '5% interest rate', a yellow box with a graduation cap icon stating 'Congratulations Admission has been granted.', and a blue box with a banknote icon stating 'Up to 800k in financing'. The footer at the bottom contains the logos for 'Nexford University' and 'Sterling'.

Edubanc

Dashboard About Donate

Spread your wings. And fly with Nexford.

Get access to our low-interest education loan to finance your international University education.

Get Started

5% interest rate


Congratulations
Admission has been granted.


Up to 800k in financing

Nexford University Sterling

STEP 4 : Select Yes and input your admission number
Then click on **Continue**



Edubanc |  Nexford University

 Home

Have you been granted admission to Nexford?


☒ Yes

Enter your Nexford Contact ID

☐ No


Continue


STEP 5 : Click on **Apply for a loan** to continue to your loan application



STEP 6 : Confirm your degree programme and click on **Continue**



Edubanc |  Nexford University

 Home

STEP 1 of 4

Student Details

What programme are you applying for

☒ MBA


☐ BBA


Loan tenor	12 months
You are paying for	A session

Continue

STEP 7 : Input your operational account number and bank.
Click on **Verify** to verify your bank account number



Edubanc |  Nextford University

 Home

STEP 1 of 4

Credit eligibility

Enter your operational account number

0067879910


Select your bank


Wema Bank ▼

Verify

STEP 8 : Check the box and click on Continue



Edubanc |  Nayford University


 Home

STEP 1 of 4
Credit eligibility

Enter your operational account number

0719362886

Select your bank

Access Bank 

Account Name

LEROY EHIMARE OKOSUN

Requesting for your bank statement from your bank will attract a charge from your bank.

Bank accounts with multiple signatories are not allowed. Your loan approval is subject to Sterling Bank's lending criteria.


Tick the box below to continue with your loan application.



☐ I understand and accept to bear the charge.


Continue

STEP 9 : Input Ticket number and Pin
Click on **Confirm ticket** to continue



Edubanc |  Nesfod University

 Bank Ticket Sent To Your Phone Number or Email 

 Home

STEP 1 of 4

Credit eligibility
Enter the ticket number and PIN sent to the phone number linked with the bank account you submitted.

Ticket number

Pin

Confirm ticket

***For Ticket IDs and Pins of GTB and Zenith Bank account numbers, see last slide**

STEP 10 : A breakdown of loan information is visible on the screen
Confirm and click on **Continue**



Congratulations! 🎉

Paying through Edubanc has made you a beneficiary of 15% discount on your total tuition fees for Nexford.

Fees Amount	₹ 74,250
Loan tenor	12 months
Interest rate	4.93%
Maturity date	13, July. 2022
Monthly repayment amount	₹8,192.562
Repayment date	26th day of each month
Management fee	0%
Dollar Processing Fee	₹ 20,000
Total Loan Amount	₹ 95,735

Continue



STEP 11 : Input the card details of the account your monthly repayments will be deducted from.
Click on **Submit** to continue

STEP 6 of 7

Repayment information

Card number

507850785078507812

Expiry date

07/23

CVV

408

Card Pin

...|

Submit

STEP 12 : View your current account information, and Click on **Continue**



Disbursement information

The current account will be funded with your school fees loan before being paid into the school account.

Account name	KAFAYAT AFOLAKE AKINWANDE
Account number	0074735740

Continue

STEP 13 : You will receive a message informing you that your loan has been booked successfully



Success

Your loan has been successfully booked. Your current account will be debited when your loan is approved.

[Go to Dashboard](#)

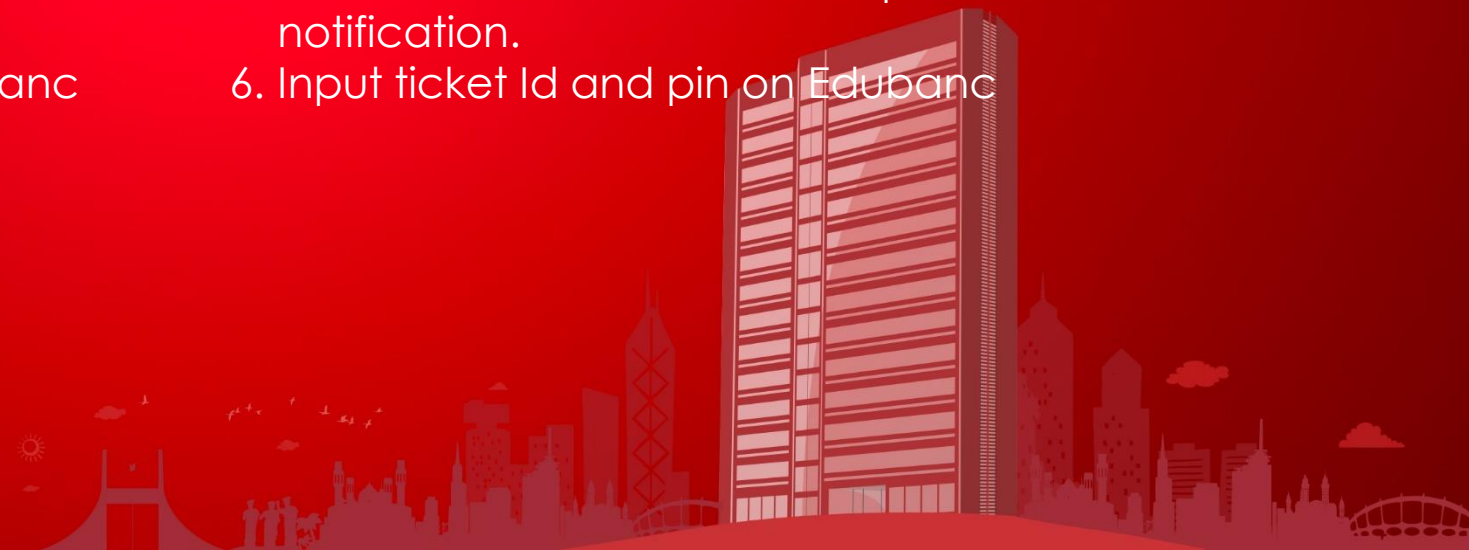
***Ticket numbers for GTB and Zenith Bank are generated from their respective mobile apps**

GTB

1. Launch your app, select Account Statement
2. Click on the option to Send Statement to Third Party
3. Choose the latest 6 months date period (For e.g. for the month of July; 1/1/2021 – 30/6/2021)
4. Choose Sterling Bank as the destination
5. You will receive ticket Id and pin as a text message.
6. Input ticket Id and pin on Edubanc

Zenith Bank

1. Launch your app, select bank service, then my bank statement
2. Click on the option to Send Statement to Third party
3. Choose the latest 6 months date period (For e.g. for the month of July; 1/1/2021 – 30/6/2021)
4. Choose Sterling Bank as the destination
5. You will receive ticket Id and pin as a notification.
6. Input ticket Id and pin on Edubanc





Please send all questions to edubanc@sterling.ng

