


Button Shortcuts

Hold , Tap  =  Max. Value



Hold , Tap  =  Min. Value

Hold 5 sec.  =  Status Lights ON / OFF

Hold 3 sec.   =  Factory Reset

Tap  x2 = Status Screen

Tap  =  Connect











Tap  x2 =  Menu

Hold 2 sec.   =  ON/OFF

Hold 2 sec.   =  ON/OFF

RR R2

Status Lights

● Data	Manual Mode	● Data	Wireless DMX
● 	Data: Off / Wireless: Off	● 	Data:Red / Wireless: Green (Or Universe Color)
● Data	DMX Mode / Data Received	● Data	Wifi Mode (Art-net over Wifi)
● 	Data: Red / Wireless: Off	● 	Data: Yellow / Wireless: Magenta
● Data	Ethernet Mode / Data Received	● Data	Bluetooth Mode
● 	Data: Yellow / Wireless: Off	● 	Data: Blue / Wireless: Blue
● Data	Wired Leader (Lead/Follow Mode)	● Data	Wireless Leader (Lead/Follow Mode)
● 	Data: Green / Wireless: Off	● 	Data: Green / Wireless: Purple
● Data	Wired Follower (Lead/Follow Mode)	● Data	Wireless Follower (Lead/Follow Mode)
● 	Data: Cyan / Wireless: Off	● 	Data: Cyan / Wireless: Purple