


# ZEECO



**BURNERS**



**FLARES**



**INCINERATORS**




**PARTS & SERVICES**





# Nitrogen & Syngas Conference 2019

Nick Johnson



**BURNERS**



**FLARES**




**INCINERATORS**



**PARTS & SERVICES**



# Burner Revamp to Increase Primary Reformer Efficiency & Lower Emissions



**BURNERS**



**FLARES**



**INCINERATORS**



**PARTS & SERVICES**



# ➤ Presentation Outline

- Application overview
- Zeeco Single Jet ultra-low NO<sub>x</sub> emissions burner
- CFD study
- Combustion testing
- Burner installation
- Conclusion



## ➤ Application Overview

- Downfired primary reformer furnace
- European ammonia production facility
- 105 downfired burners > 40 years old
- NO<sub>x</sub> emissions in range of 250-300 mg/Nm<sup>3</sup>
- Customer wanted to reuse burner windbox and damper



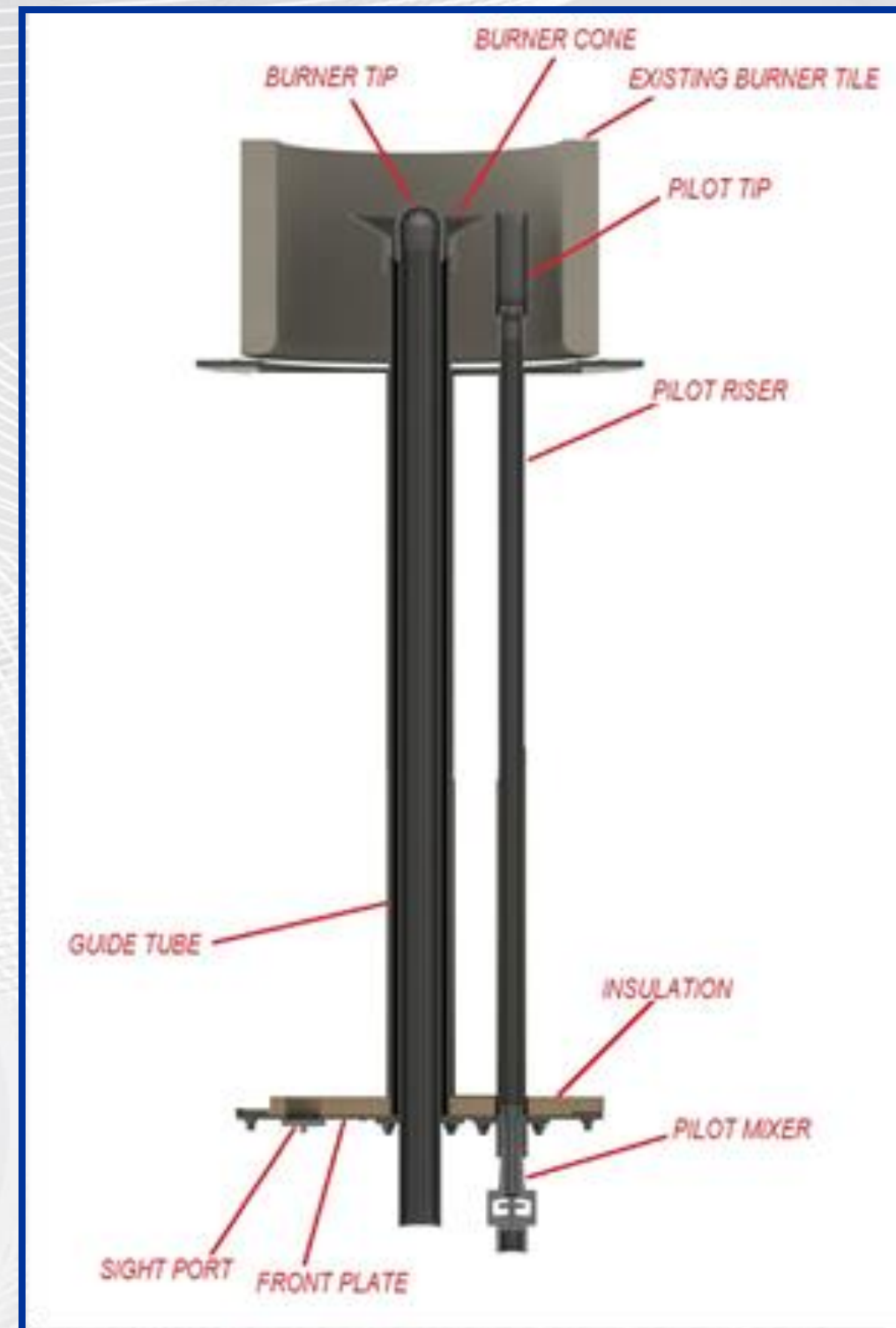

# ➤ Zeeco Solution



- Supply GB Single Jet ultra-low emissions kit:
  - Gas lance / tips
  - Stabilisation cone
  - Burner tile
- Retain existing:
  - Windbox
  - Damper / damper controls
  - Pilot
- Guaranteed NO<sub>x</sub> emissions of 120 mg/Nm<sup>3</sup> on natural gas
- Design for 10% excess air (≈2.1% O<sub>2</sub> by vol. of dry flue gas)

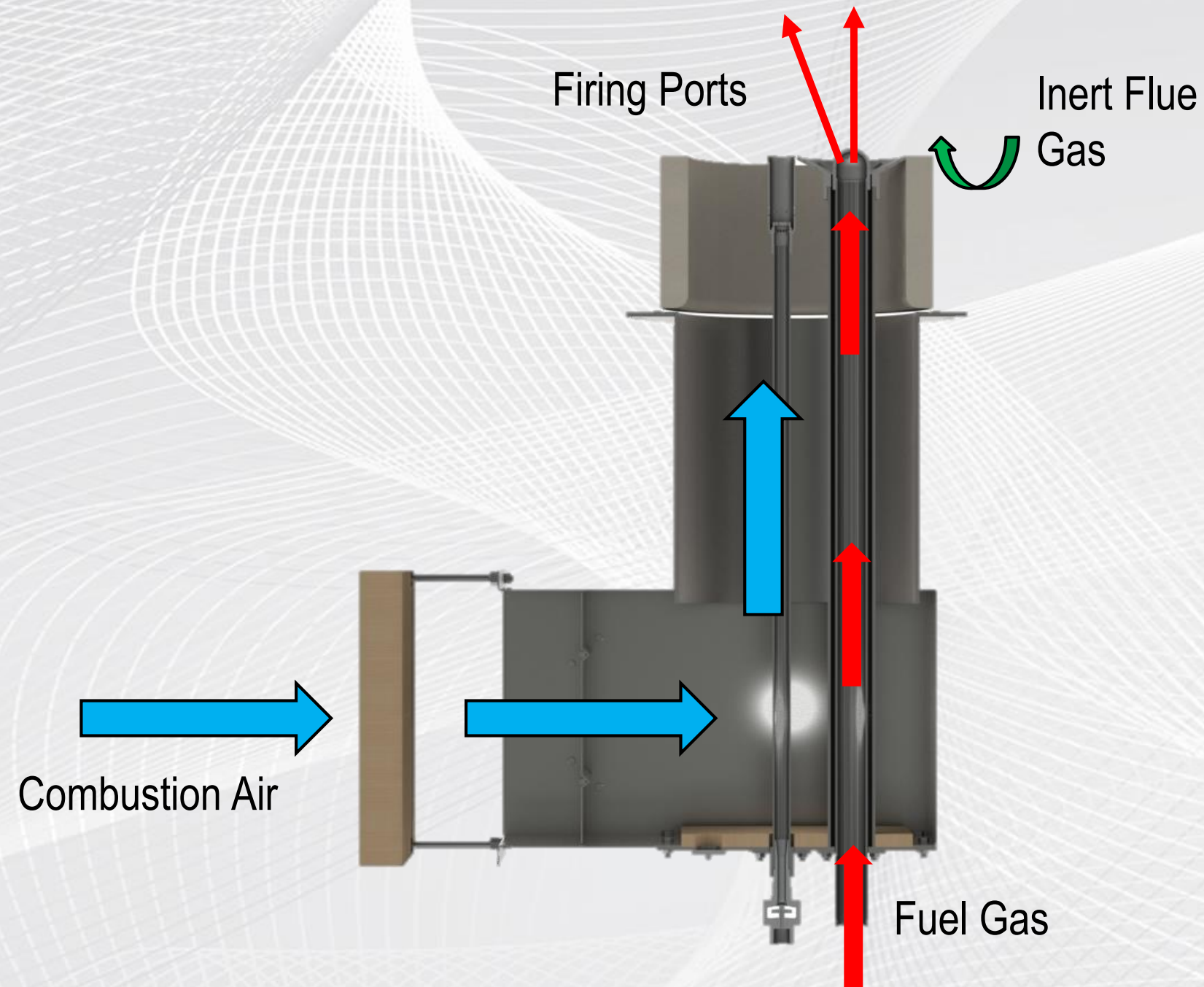


# ➤ Zeeco Solution



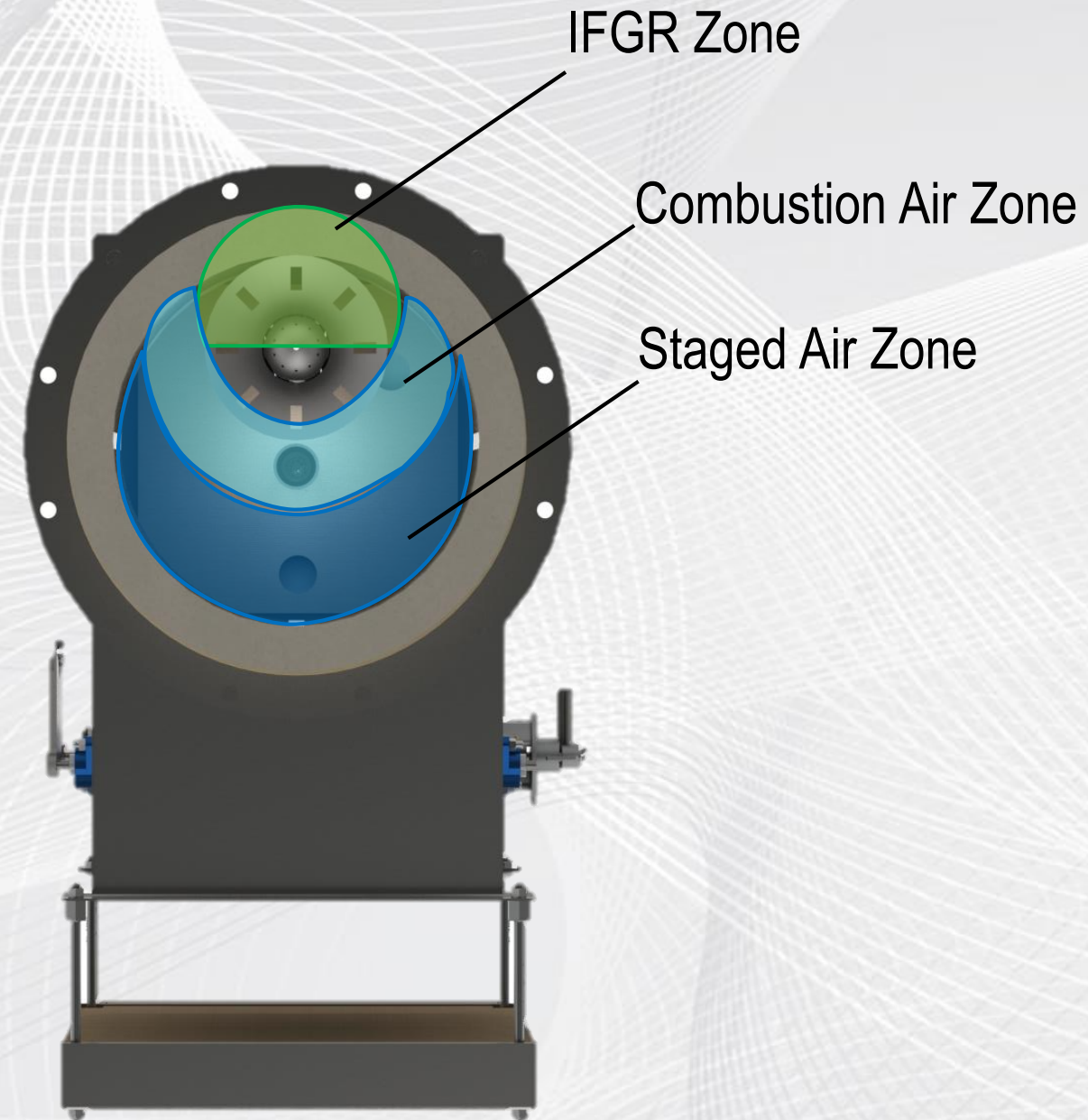


# ➤ Zeeco Single-Jet Ultra-Low Emissions Burners



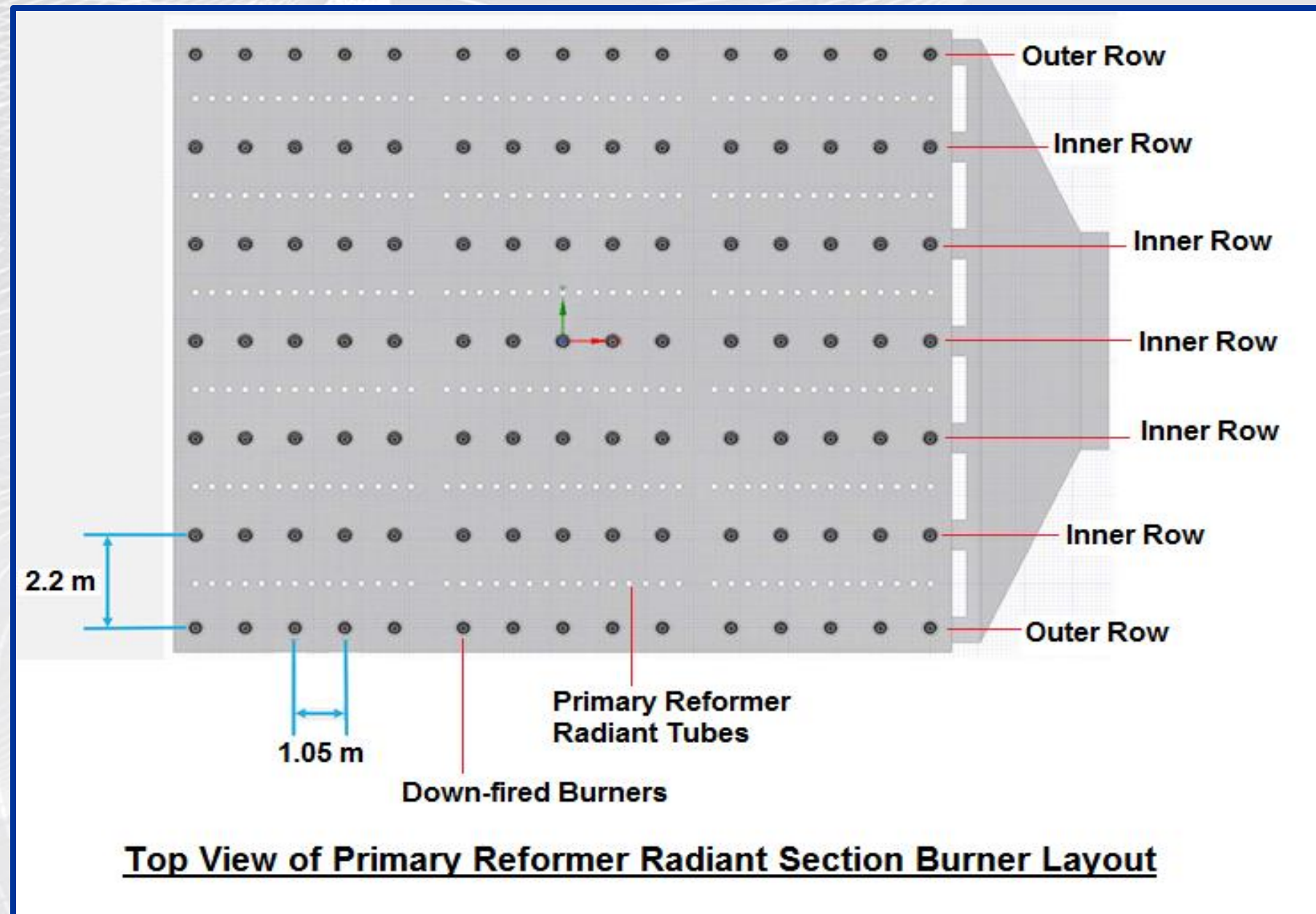


# ➤ Zeeco Single-Jet Ultra-Low Emissions Burners





# ➤ Primary Reformer Radiant Section - Plan View





# ➤ Radiant Section – Heater Process Information



Type of Reformer Furnace	Ammonia Reformer
Type of Draft	Forced
Direction of Firing	Downfired
Primary Reformer Width, m	14
Primary Reformer Length, m	16.4
Primary Reformer Roof Area, m <sup>2</sup>	229.6
Total Number of Burner Rows	7
Distance Tube to Tube Between Tube Rows, m	2.2
Total Maximum Heat Release for Reformer, MW	158.19
Total Normal Heat Release for Reformer, MW	131.84
Heat Release per Roof Area at Maximum Duty, MW/m <sup>2</sup>	0.689
Heat Release per Roof Area at Normal Duty, MW/m <sup>2</sup>	0.574



# ➤ Radiant Section – Burner Process Information



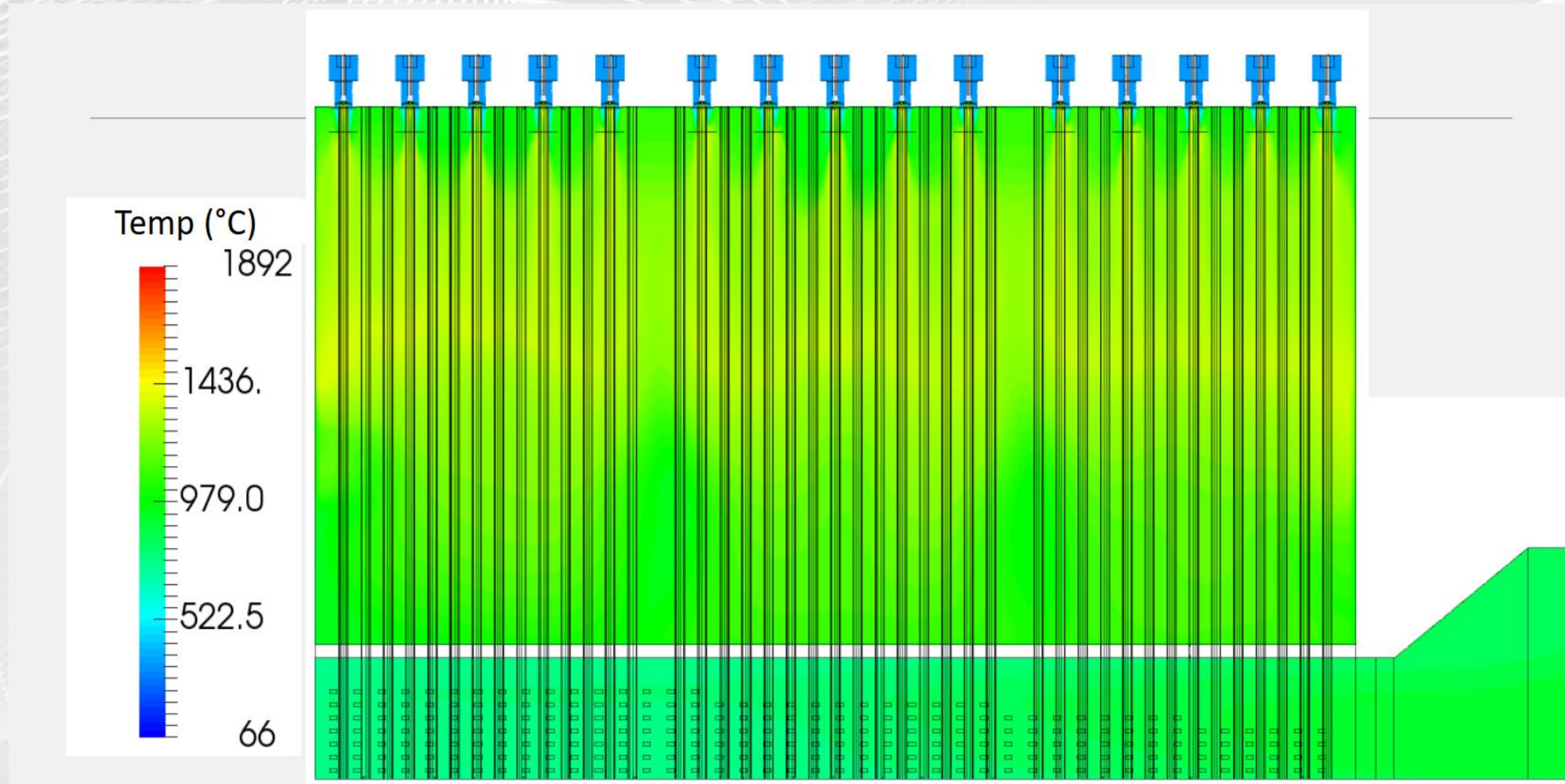
Type of Burner	Zeeco GB Single Jet Inner Burners	Zeeco GB Single Jet Outer Burners
Total Number of Burners	75	30
Number of Burners per Row	15	15
Number of Rows of Burners	5	2
Maximum Heat Release per Burner, MW	1.674	1.088
Normal Heat Release per Burner, MW	1.395	0.907
Turndown	6:1	6:1
Design Excess Combustion Air, %	10	10
Combustion Air Temperature, degrees C	300	300
Furnace Temperature, degrees C	1200	1200
Total Heat Release at Maximum Duty, MW	125.55	32.64
Percentage of Total Heat Release, %	79.4	20.6



# ➤ CFD Study



## ■ Gas temperature contours

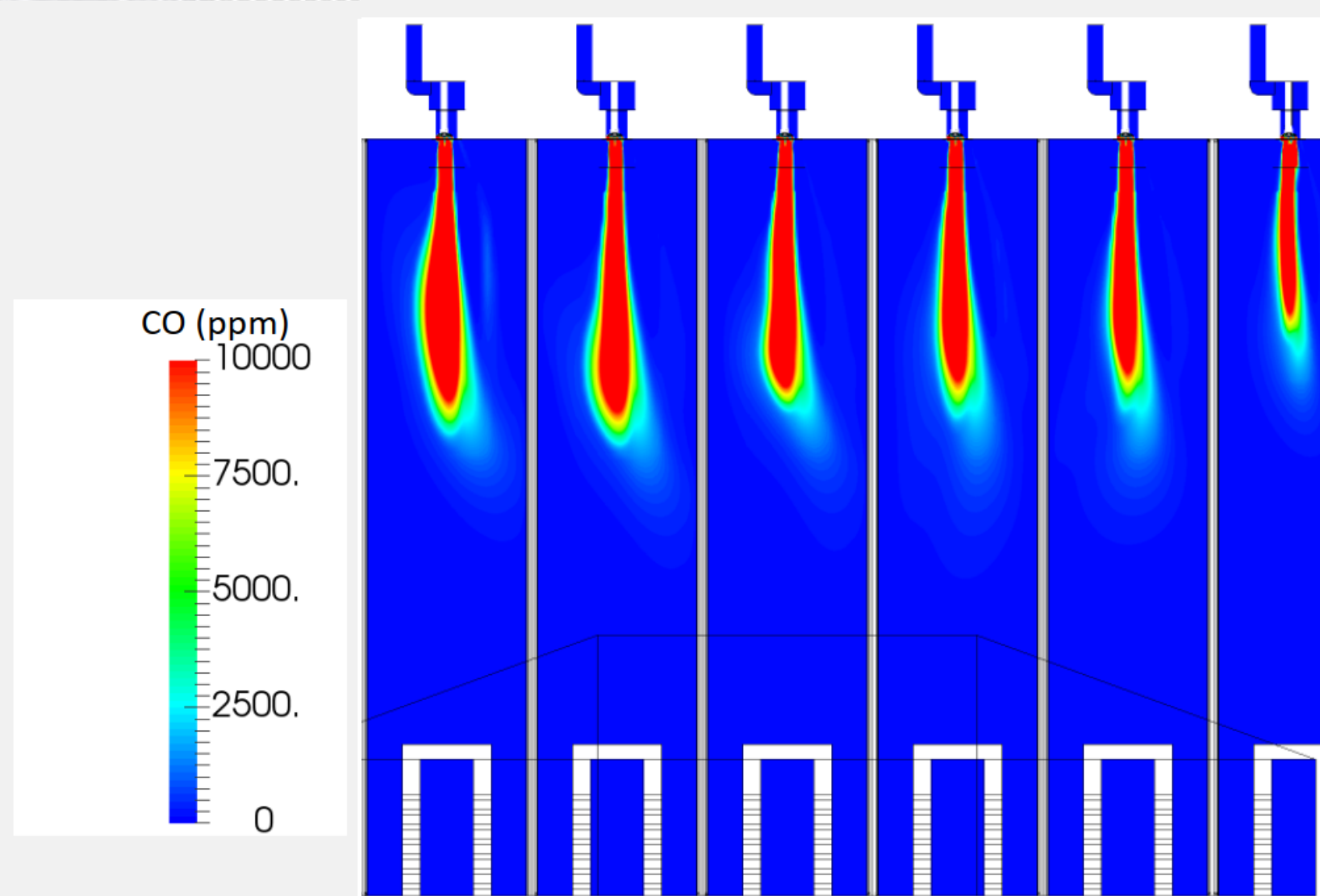




## ➤ CFD Study



- CO contours confirmed minimum flame interaction






# ➤ CFD Study




- Location A: Inert products of combustion drawn into fuel gas





## ➤ Burner Testing at ZEECO


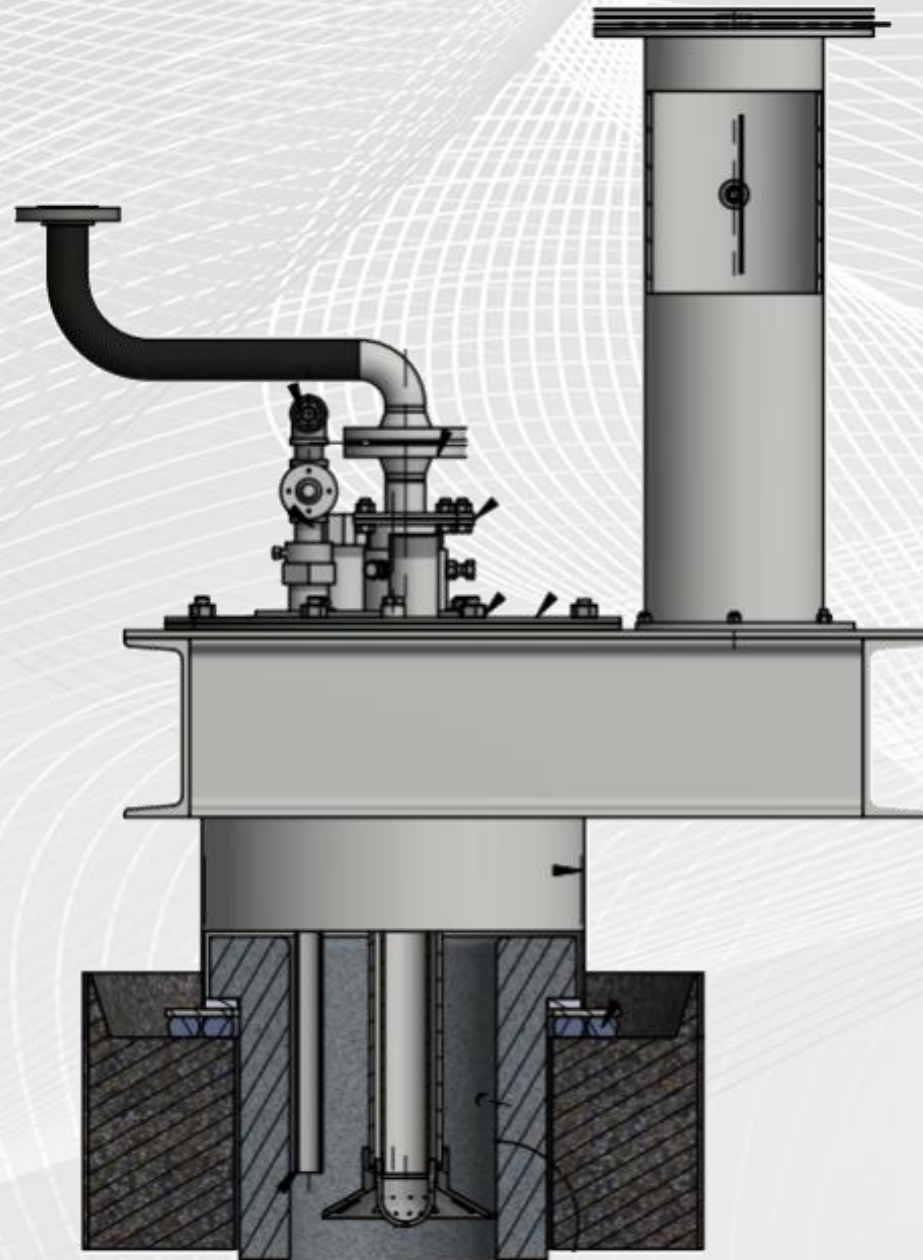
- Combustion test performed at Zeeco Global HQ.
- Multi-Burner testing to verify  $\text{NO}_x$  emissions
- 80-90  $\text{mg}/\text{Nm}^3$   $\text{NO}_x$  at 2.0%  $\text{O}_2$
- Confirmation of no flame-to-flame interaction
- Proven flame stability at 1.1%  $\text{O}_2$  (dry basis)



*Zeeco Test Furnace*



# ➤ Burner General Arrangement Drawing



TILE VIEW



## ➤ Installation

- Burners were installed early 2018
- Retrofit kits minimised installation time and labour requirements
- Burners utilised Zeeco ProFlame™ scanners for flame detection
- Flexible hoses used for gas connections





## ➤ Burner Performance

- Burners are achieving 90 mg/Nm<sup>3</sup> NO<sub>x</sub>
  - Significantly lower than the guaranteed NO<sub>x</sub> (120 mg/Nm<sup>3</sup>)
- 3.0% O<sub>2</sub> measured in the flue gas; therefore, further reductions will improve NO<sub>x</sub>
- No flame-to-flame interaction
- Improved heat flux profile




## ➤ Conclusion

- Zeeco supplied 105 GB Single Jet inserts for a downfired reformer at a European ammonia facility
- NO<sub>x</sub> emissions, heat flux profile, and flame-to-flame interaction were confirmed by CFD and burner testing
- Current NO<sub>x</sub> emissions average 90 mg/Nm<sup>3</sup> at 3% O<sub>2</sub> which meets European legislation and NO<sub>x</sub> guarantees
- Burners are operating with lower excess air; therefore, fuel gas consumption rate is lowered in the radiant section
- NO<sub>x</sub> emissions can be reduced further if the furnace excess air is trimmed



► Questions?

# ZEECO



BURNERS



FLARES



INCINERATORS



PARTS & SERVICES