



Financing your Eskwelabs Education (DAB) with Bukas

Tayo na't simulan ang bukas!

© 2021 Bukas – Confidential and Proprietary. Do not distribute without written permission.



Content

- [What is Bukas?](#)
- [What can DAB students get from Bukas?](#)
- [Who are eligible to apply?](#)
- [How can I apply?](#)
- [How can I pay?](#)
- [Step by step guide](#)
- [FAQs](#)

What is Bukas?

Bukas is an online platform that provides access to quality education through **affordable installment plans.**



Tuition plans payable in 12 monthly installments.



Competitive monthly interest rates with waived processing fees.



Earn interest rebates when you fully pay in less than 12 months.



What can Data Analytics Bootcamp students get from Bukas?

You can apply for 12-month tuition installment plan up to P28,000.

Plan Features:

1

Full tuition coverage worth up to P28,000.

2

Flat monthly interest at 0.50% per month.

3

Pay only P140.00 for the first three months.

Breakdown of monthly payments:

<i>Course</i>	<i>Monthly Payment</i>
Months 1 to 3	P140.00/month
Months 4 to 12	P3,251.11/month
Total Amount Paid (principal + interest)	P29,680.00



Who are eligible to apply?

You are eligible if..

1

You are a Filipino citizen at least 18 years old.

2

You have a Guardian or an emergency contact at least 21 years old.

3

You have enrolled into the Eskwelabs Data Analytics Bootcamp.



How can I apply?

Step by step guide available at the end of the presentation.



Register and complete your profile at app.bukas.ph/register.




Submit a completed application form with no revisions needed.



Once approved, confirm your application and send us back a signed copy of your contract.



Once confirmed, Bukas will disburse your payment directly to Eskwelabs.




Your first due date is 1 month after the disbursement. Pay monthly at any of our partner payment channels.

NOTE: Be sure to complete all the steps before the deadlines communicated by Eskwelabs. Any application that does not meet the deadlines will not be considered valid.



Where can I pay my monthly dues?

Pay at any of our 8,000 partner payment channels:



Banks (online and over-the-counter)

BPI, BDO, Chinabank, DBP, Landbank, Metrobank, PNB, RCBC, UCPB, Unionbank




Non-banks (OTC)

GCash, 7/11, Bayad Center, Cebuana Lhuillier, LBC, M Lhuillier, Robinsons Department Store, SM Retail Outlets

Learn more about how to pay [here!](#)





SUPERMALLS



Step by Step Guide

1



Create an account

Please input your mobile number to get started.

Mobile number

By continuing, you need to agree with our [Terms & Conditions](#), and [Privacy Policy](#)

Continue

Input your active personal mobile number and email address. This is how we will update you with feedback on your application so be sure you're able to receive text messages and emails.

Provide the student's email address

Please make sure that the email you provide is the student's email address. Providing the correct email address will lead to faster processing.

Make sure to input the student's email address.

Student's email address

2

Where does the student study?

Please select the student's current or upcoming school.

School / University

What program is the student taking?

Please select the student's degree and enter the student's course / program.

Degree

Course / Program

Choose the correct school and input the program you are applying for.

You will be asked to input some other basic details about yourself to complete your profile.



Step by Step Guide

3

Please provide your guarantor info

The guarantor is obliged to handle and take care of the payments of the student. The guarantor must have a job and a stable income.

Select the guarantor

- My guarantor is the same as my guardian**
Please make sure that your guardian has a job and a stable income.
- The student is the guarantor
The student can be a guarantor if the student has a full-time or part-time job.
- Input other guarantor
Input a guarantor if it's different from your guardian. Just make sure your guarantor has a job and a stable income.

Upon reaching the Guarantor portion of your profile, you will be asked to choose if your guarantor is the same person as your guardian, a different person or if you will be your own guarantor. Be sure to click on the correct option and to provide accurate details about your guarantor to avoid issues later on.

4

Installment Plan Information

You're studying at:
Eskwelabs

What is your year level?

1 2 3 4 5 6 7+

Student ID number

Student ID number

Encode your student number properly by following the format provided in your ID card, assessment form or student portal. Wrong formats and invalid student numbers will be sent back for revisions.

Your installment plan will cover the following term

Previous semester / period

Current semester / period

Both previous and current

Next

After setting up your profile, you can now apply for an installment plan.

Choose year level 1 and current semester/period. For the student ID number, input the ID number on your valid government-issued ID if Eskwelabs has not provided you with a student number.



Step by Step Guide

5

Amount needed

How much do you need for your tuition?

Requested amount

Input up to Php28,000 for the amount you are requesting for.

6

Choose your preferred installment term

You can pay in monthly installment terms up to 12 months.

Select an installment plan

- 12 months (₱3,251.11 per month)**
- 12 months (₱3,388.31 per month)

When choosing your preferred installment term, be sure to choose the **1st option** with the correct monthly rates:

- Interest rate at 0.50%
- No service fee
- Grace period of 3 mos



Step by Step Guide

7

Upload a photo of yourself with your ID

Take your school ID, hold it up next to your face and ask someone take a photo.



Upload a copy of your assessment form / school billing

Place your assessment form / school billing on a well-lit flat surface and take a photo of it.




Upload your selfie with your government-issued ID and proof of acceptance into the DAB program.

8

Yay! You just submitted your application!

Thanks for sending in your application. Kindly give our team at least 2-3 business days to review your application and send you feedback.



Application completed!

Note: In the scenario that there are missing details or inconsistent information, you may receive a notification for revisions required. Be sure to correct these before the deadlines communicated to you by Eskwelabs,



FAQs:

What are the requirements for a Bukas application?

You need an active personal mobile number and an active email address. You'll also need to provide details of your guardian (an emergency contact at least 21 years old) and your guarantor (someone who will be paying/or helping you pay for your installment plan).

What is the difference between a guardian and guarantor?

Your guardian is a family member or emergency contact who ideally resides with you and is above 21 years of age. Your guarantor is someone who has a source of income and will be paying for your installment plan. Your guarantor can be the same person as your guardian or a different person. You can also be your own guarantor if you have a stable source of income.

What documents do I need to prepare for my Bukas application?

You will need to prepare the ff documents: proof of current residence, proof of guarantor's income, valid government-issued ID, proof of acceptance in the Data Analytics Bootcamp.

Note: For ID number requested, if Eskwelabs did not provide you with an ID, simply input your valid government ID number.



FAQs:

What if I want to pay my fees in less than 12 months?

While our standard contract states a 12-month term, you may opt to pre-terminate your contract or pay the full amount earlier and you will even receive rebates! Just email us before making your last deposit if you plan to pre-terminate your account so we can send you a recalculated amount that reflects your rebates.

Can I pay the first 3 months' fees all at once?

Yes, you may make advance payments if you wish. Any amount paid in excess to a certain month's due date will be credited as an advance payment for the following months.

What if I pay my monthly fees late?

Try to avoid missing your monthly due date as there is a 5% late fee for the unpaid past due amount.

How do I keep track of my payments and ensure I don't miss my due dates?

Don't worry! Once your plan is activated, there is an online tracker for your completed payments and monthly dues and deadlines on the Bukas website.

Visit our help center [here](#)!





MAKING
EDUCATION
AFFORDABLE

Visit www.bukas.ph to get started.

Tayo na't simulan ang Bukas!

Questions? We're here to help!

info@bukas.ph

www.facebook.com/ph.bukas

www.bukas.ph