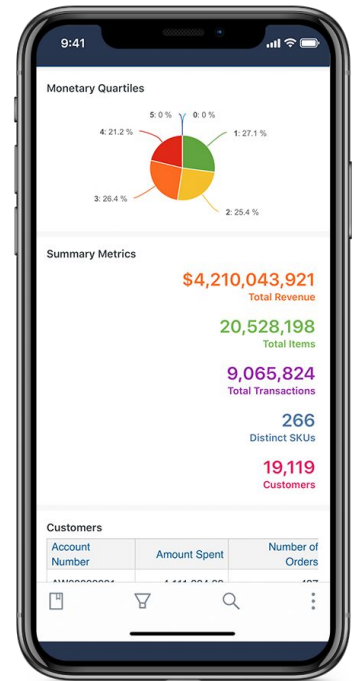


INCORTA MOBILE

“Incorta Mobile gives customers an even richer way to experience the unified data analytics platform they know and love.” -Matthew Halliday, Incorta Co-Founder and EVP of Product Strategy.

Now available for download on both iOS and Android, Incorta Mobile empowers business teams to quickly access data and make decisions on the go. As the world’s first unified data analytics experience for mobile devices, users now have a powerful and convenient way to access, view, and analyze business data from anywhere, at any time, with the ability to drill down into specific transaction details. The mobile-native apps are built for power users and novices alike, and provide mobile shortcuts and other optimizations for small screens, along with an immersive augmented reality experience for iOS users.



Connect Your Data

Connect to over 200+ Data Sources including On-premises via DataAgent

Direct Data Mapping

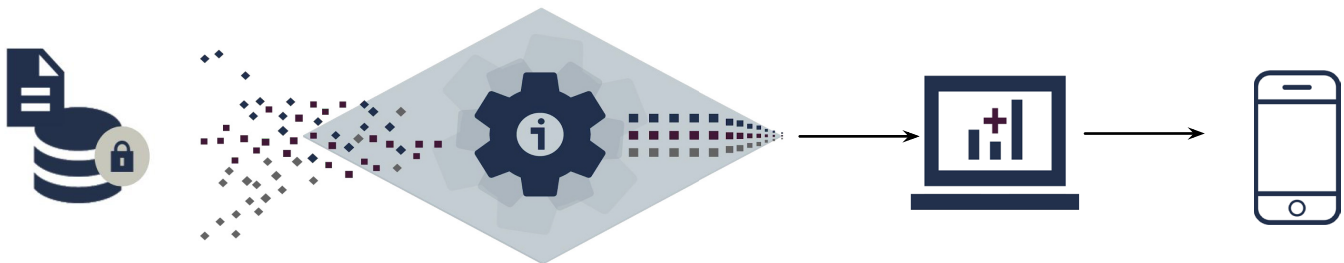
Data remains in original form. No modeling. No Data Warehouse. Extreme performance.

Data Analysis

Use Incorta’s visualization and publishing tools for storytelling

Mobile

Access All Your Data on the Go. Find Key Insights. Take Action.



Key Benefits of Incorta 5



Simple Setup & Go

Get full access to your data on the go. Access your data anytime and anywhere. Mobile works in conjunction with the desktop version to support almost all desktop visualizations.



Easy-to-Use Experience

Mobile-native features / gestures / actions are formatted for mobile devices. Leverage Widgets, Face ID login, and bookmark your favorite filters.



Capable Analytics

Quickly review dashboards for your reporting needs. For details, users can use the native tooltip to look at specific data points and native filters to review specific segments of data.



Comprehensive Security & Privacy

Incorta Mobile doesn't save user data (no cached data retained). Mobile Security protects data by default with session timeouts, face ID authentication, and enterprise mobile manager.

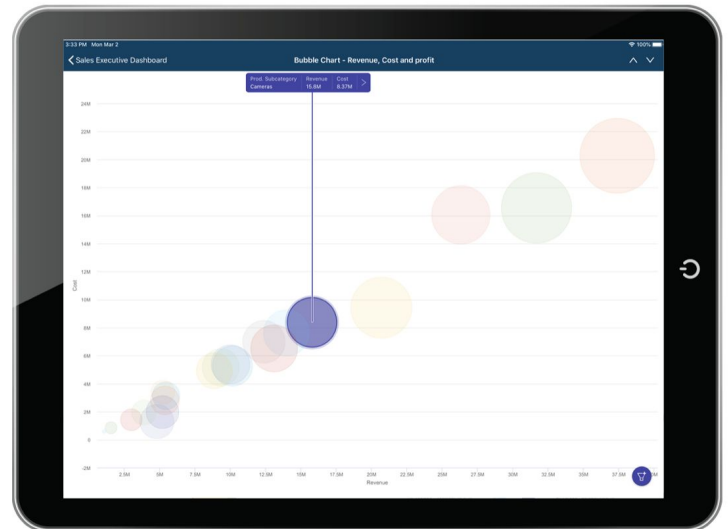
What is Mobile?

Mobile delivers reports, dashboards, interactive visualizations, and analytics (native tooltip and filters) through mobile devices (tablets and smartphones). With content shown on smaller screens, navigation is simplified through a mobile-native, touch-based UI. Mobile is intended to be a quick access, viewing platform for your data analytics needs. Currently, Incorta Mobile doesn't allow editing the visualizations' sources or settings.

Which Users Benefit the most from Mobile?

Users looking for a simplified UI to easily navigate through their data insights without technical data skills. Mobile rapidly delivers relevant information for processes at hand:

- **Line of Business Managers** who find working directly with data to be a challenge.
- **Field workers** that require frequent travel including sales and professional services. This also includes on the move staff without a fixed desktop position including doctors and nurses, teachers, flight attendants, parcel distribution personnel, or security forces.



Key Features and Benefits:

Native Tooltip

Tapping and panning on the screen will display a native tooltip as well as filtering options. The user can further tap on the tooltip to access detailed information. On devices with smaller screens, native tooltips make it much easier to select a data point, filter, and observe its values in large font.

Zoom In

Pinching on a chart will zoom in. In small-screen devices, this allows the user to see the chart details.

Seamless Login

The user password is saved and protected using Face ID. Once the app is opened, the app logs in the user immediately. This allows the user to login very quickly while ensuring the password is protected on the user's device.

Native Filters

The filters screen has been rebuilt using native iOS UI controls. Bookmark (Preset Filters) favorite views / settings for quick access and create highly tailored content according to their preferences. Provides vastly improved experience when viewing and manipulating filters.

Widgets

Allows the user to add a widget displaying an insight on the home screen. It only takes the user seconds to observe an insight from the notifications center on the phone.

Augmented Reality

Displays the dashboard in augmented reality. By rotating and moving the device, the user has another dimension to make navigating large dashboards easier and intuitive. AR allows users to view dashboards in full layout on small screens. The user can zoom in and out on the whole dashboard. The user can also point at the insight to see a data point without the need to open it.

Getting Started on Incorta Mobile

To learn more about how to quickly get started see the [Mobile Get Started Guide](#).

*Some features are limited to iOS or Android at this time

ABOUT INCORTA

Incorta is the data analytics company on a mission to help data-driven enterprises be more agile and competitive by resolving their most complex data analytics challenges. Incorta's Direct Data Platform gives enterprises the means to acquire, enrich, analyze and act on their business data with unmatched speed, simplicity and insight. Backed by GV (formerly Google Ventures), Kleiner Perkins, M12 (formerly Microsoft Ventures), Telstra Ventures, and Sorenson Capital, Incorta powers analytics for some of the most valuable brands and organizations in the world. For today's most complex data and analytics challenges, Incorta partners with Fortune 5 to Global 2000 customers such as Broadcom, Vitamix, Equinix, and Credit Suisse.