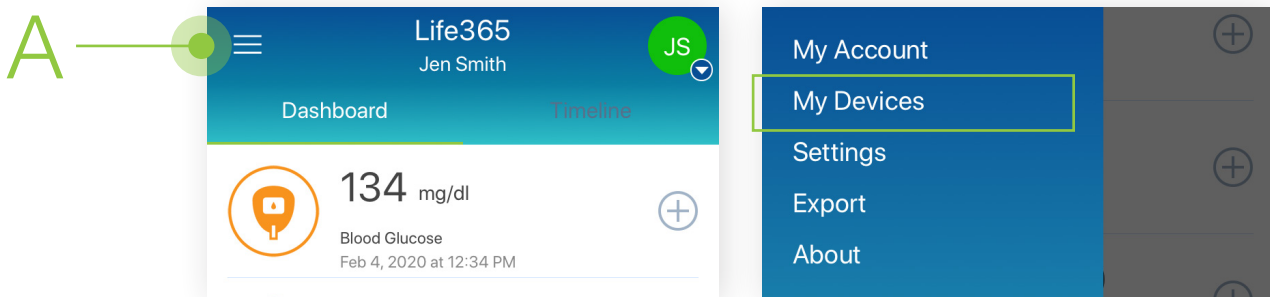


# Pairing the Zewa Weight Scale with the Life365 App

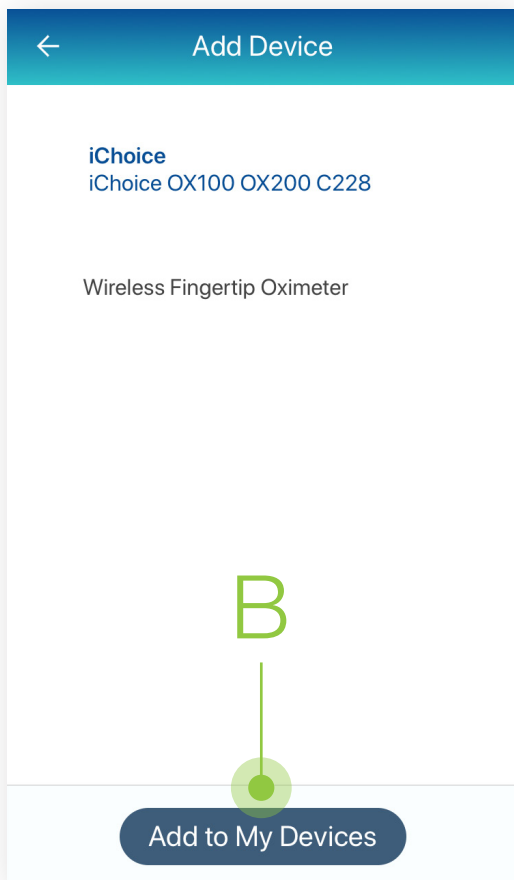
 Follow Manufacturer Instructions for Use.  
For additional assistance, contact your Care Provider.

Version Update August 2020


- 1 Select the **Hamburger Icon (A)**, located in the upper left of the Life365 app screen. Select **My Devices**.



- 2 On the My Devices screen, select the button **Add New (B)**. The smart device will search for your Bluetooth device.



- 3 To pair, press and hold the UNIT button on the back of the device (C) for 3-4 seconds until alternating squares appear on the weight scale screen (D).

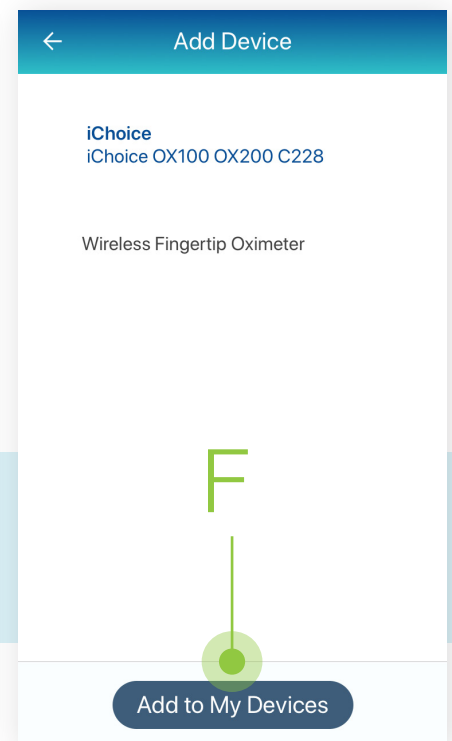
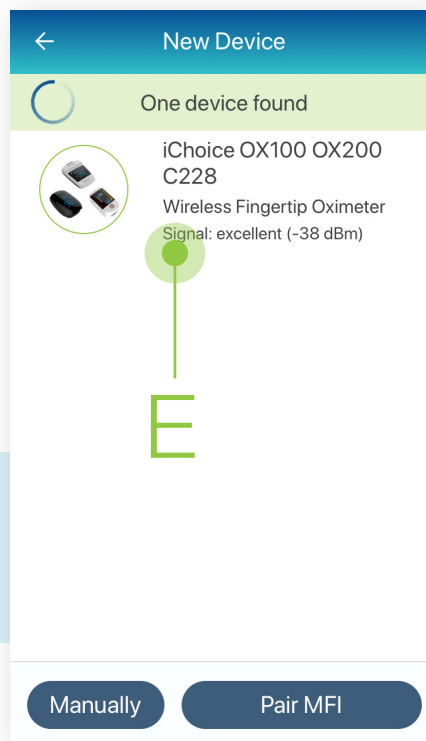


## Pairing the Zewa Weight Scale with the Life365 App

- 4 Once found in the app, select the Bluetooth device **name (E)**.

Select the button **Add to My Devices (F)**.

*This is an example. Device name displayed will reflect the Bluetooth device the user is attempting to pair.*



**Device pairing is now complete.**

For video instructions, and other helpful resources, visit <https://www.life365.health/en/support/app>.