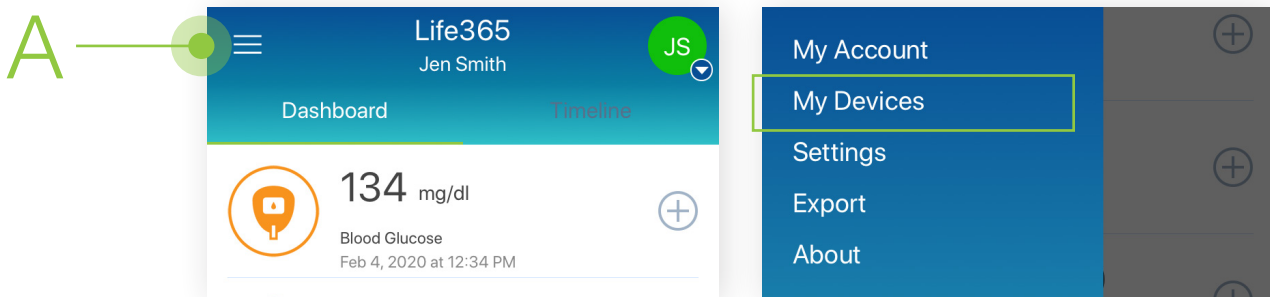


Pairing the Indie Health Weight Scale with the Life365 App

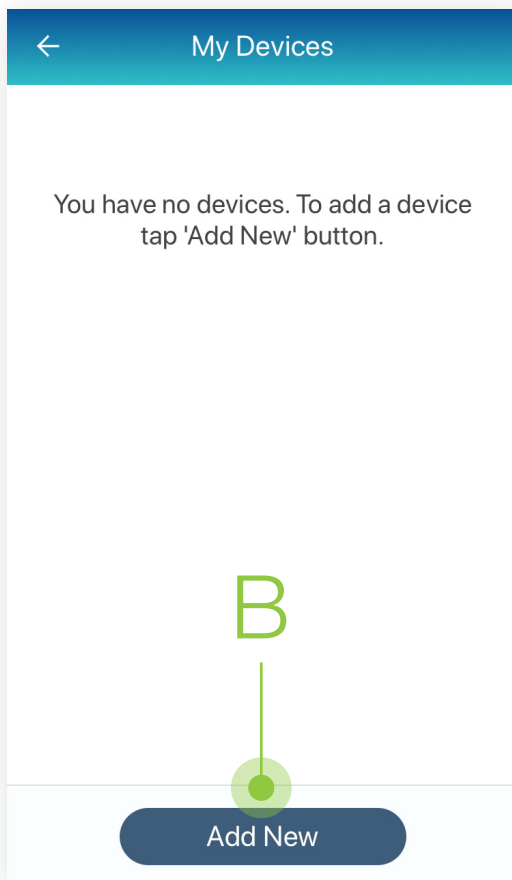
 Follow Manufacturer Instructions for Use.
For additional assistance, contact your Care Provider.

Version Update August 2020

- 1 Select the **Hamburger Icon (A)**, located in the upper left of the Life365 app screen. Select **My Devices**.



- 2 On the My Devices screen, select the button **Add New (B)**. The smart device will search for your Bluetooth device.



- 3 To pair, take a test reading by stepping on the Indie Health Scale. The scale will blink your weight reading (C).

Step off the scale when the weight reading stops blinking.

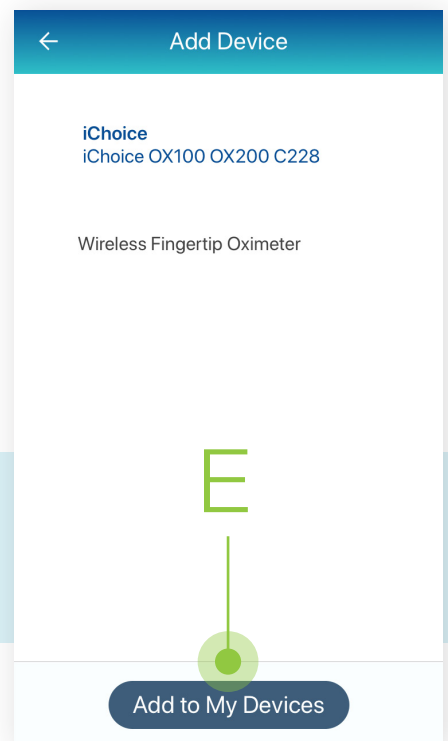
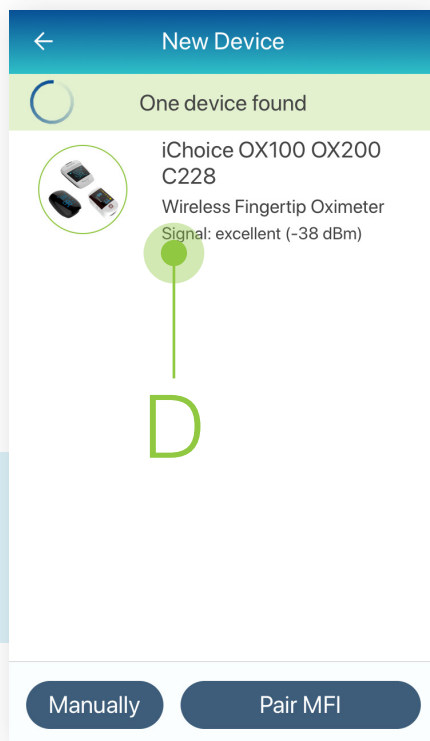


Pairing the Indie Health Weight Scale with the Life365 App

- 4 Once found in the app, select the Bluetooth device **name (D)**.

Select the button **Add to My Devices (E)**.

This is an example. Device name displayed will reflect the Bluetooth device the user is attempting to pair.



Device pairing is now complete.

For video instructions, and other helpful resources, visit <https://www.life365.health/en/support/app>.