

EcoLine

SOLUTIONS FOR SUPPLY
&
MEDICATION MANAGEMENT



ISO 60-40 MEDICAL CARTS

FOR

PROCEDURE | EMERGENCY | MEDICATION | ANESTHESIA



PEGASUS MEDICAL

Pegasus Medical is the partner of leading healthcare organizations and hospitals in 5 continents.

Our clients recommend our products and solutions since we greatly **simplify healthcare materials management** with flexible and scalable solutions. We provide significant **cost savings**, and stand behind our methodology with **unmatched expert support**.

With over 20 years of experience on medication and hospital supplies management, Pegasus Medical has developed **Ecoline carts** to provide an ideal combination for hospitals using ISO 60-40 trays and baskets.



MEDICAL CARTS

Pegasus Medical provides a wide range of carts and trolleys with a variety of available accessories.

Our carts are **solid, customizable and affordable**. By utilizing a modular structure, we enable a quick reconfiguration of a standard cart into a different unique drawer configuration with a dedicated color coding.

Ecoline is the ideal solution for your medication and hospital supplies management needs.

Ecoline drawers are compatible with any ISO 60-40 tray / basket. Most important, the position of drawers, trays and baskets can always be redefined.



Hygienic

Smooth and easy-to-clean surfaces

Drawers and tops can be removed for cleaning

Product specifications developed with the highest infection control standards

Cart Sizes

Compatible with ISO standard modules sized 60x40cm (23.6"x16") and 30X40cm (12"x16")
Several cart heights available

Flexible

Three different drawer heights available: 5cm, 10cm, 20cm (2", 4", 8")
Drawers configurations can be configured and modified without tools

With countless drawer-dividing possibilities, the compartments can be ideally adapted to the stored articles and the storage space can be optimized

Carts can be customized by adding various accessories

High visibility and well-organized

Full extension drawer: entire contents can be seen when drawer is pulled out

Easy to use

Soft self-closing drawers
High-quality 125mm non-marking casters designed for easy and smooth cart operations
Extremely easy accessory mounting

Material

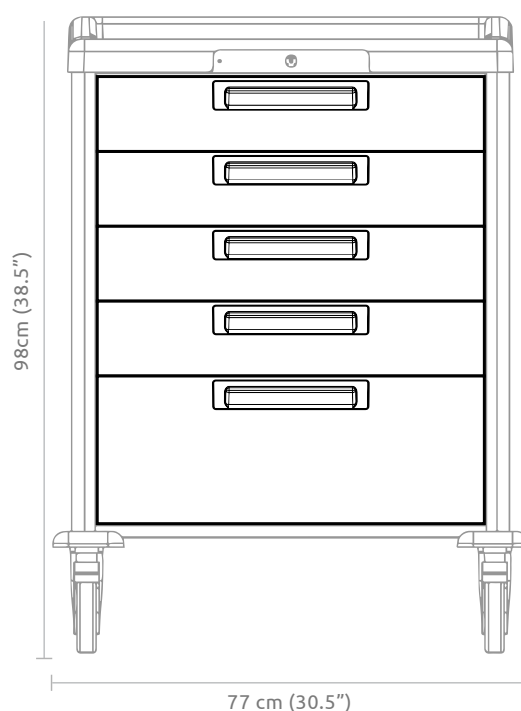
Powder-coated steel
Top plate and wall bumpers made of ABS plastic

Safety

Extended wheel base ensures the carts stability even when drawers are pulled out

Smooth-running casters
Front casters with individual brakes

All EcoLine carts are supplied with a key lock as a standard



PROCEDURE CARTS

ACCESSORIES

☐ WORKTOP & SIDE SHELF *

CRTA-SLSHLF-R

Worktop: ABS 60x40cm (24x16")
+ Stainless Steel 40x30cm (16x12")



☐ WORKTOP GALLERY TOP

CRTA-TOPPC-3SGT

Worktop: ABS 60x40cm (24x16")



☐ WORKING SURFACE

CRTA-TOPPC-ST

Standard for procedure cart
Worktop: 60x40cm (24x16")



☐ IV POLE

CRTA-IVPOLE-HA

Height adjustable IV Pole
Max height 188cm (74")



☐ COMBINATION LOCK

CRTA-MK39/43ELKIT

Electronic Lock With four-digit
user code



☐ KEY LOCK

provided as standard



☐ TILT-BIN HOLDER 2 **

#CATA-TRL-2

Tilt-Bin Holder for 2 Rows
Height above cart: 62.1cm (24.8")



☐ TILT-BIN HOLDER 3 **

#CATA-TRL-3

Tilt-Bin Holder for 3 Rows
Height above cart: 86cm (34.4")



☐ ALUMINUM ACCESSORY RAIL

#CRTA-SRAIL-MK/NM

For mounting various accessories
on Carts



☐ HAZARD BIN HOLDER

#CRTA-HAZB-HL

Powder coated steel



☐ SIDE CATHETER BOX

#CRTA-CATH-HLD

10.2x10.2x45cm (4x4x18")
Steel boxes with flexiglass panel



☐ GLOVE HOLDER

#CRTA-GLVBX

For holding disposable
glove boxes 24x16.4x9.2cm
(9.6x6.5x3.7")



☐ TRIO GLOVE HOLDER

#CRTA-GLOVBX-3


For holding 3 disposable
glove boxes 24x16.4x9.2cm
(9.6x6.5x3.7")



☐ SIDE BASKET

#CRTA-SBASKET

Wire Side Basket
44x16x19cm (17.6x6.4x7.6")



☐ WASTE BASKET

#CRTA-WSBIN

Waste Basket, Large
with Holder 26x20x36.5cm
(10.4x8x14.6") - 10L



☐ PUSH HANDLE

#CRTA-SRAIL-MK/NM

Aluminum 40cm (16")



☐ FOLDABLE FRAME

#CRTA-SFRAME-FL

For side Shelf/side Tray



Should be ordered with 1 or 2 accessory rails

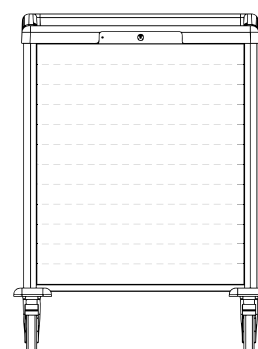
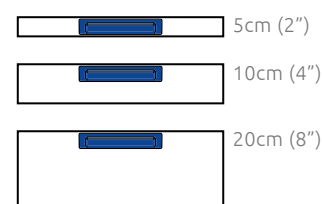
* Note: Side shelf with gallery top is
optional and should be ordered separately

** Bin should be ordered separately



MULTIPLE DRAWER FRONTS CONFIGURATIONS

Drawer front configuration can be changed instantly without the use of tools i.e. single set of 10cm (4") drawer can be changed with 2 sets of 5cm (2") drawers .



CRT-M31KL-448

CRT-M35KL-4448

CRT-M39KL-44448

CRT-M43KL-444448

MEDICATION CARTS

ACCESSORIES

- ☐ **WORKTOP & SIDE SHELF ***
CRTA-SLSHLF-R
Worktop: ABS 60x40cm (24x16")
+ Stainless Steel 40x30cm (16x12")



- ☐ **WORKTOP GALLERY TOP**
CRTA-TOPPC-3SGT
Worktop: ABS 60x40cm (24x16")



- ☐ **WORKING SURFACE**
CRTA-TOPPC-ST
Standard for procedure cart
Worktop: 60x40cm (24x16")



- ☐ **IV POLE**
CRTA-IVPOLE-HA
Height adjustable IV Pole
Max height 188cm (74")



- ☐ **COMBINATION LOCK**
CRTA-MK39/43ELKIT
Electronic Lock With four-digit user code



- ☐ **TILT-BIN HOLDER 2 ****
#CATA-TRL-2
Tilt-Bin Holder for 2 Rows
Height above cart: 62.1cm (24.8")



- ☐ **TILT-BIN HOLDER 3 ****
#CATA-TRL-3
Tilt-Bin Holder for 3 Rows
Height above cart: 86cm (34.4")



- ☐ **ALUMINUM ACCESSORY RAIL**
#CRTA-SRAIL-MK/NM
For mounting various accessories on Carts



- ☐ **HAZARD BIN HOLDER**
#CRTA-HAZB-HL
Powder coated steel



- ☐ **SIDE CATHETER BOX**
#CRTA-CATH-HLD
10.2x10.2x45cm (4x4x18")
Steel boxes with flexiglass panel




- ☐ **GLOVE HOLDER**
#CRTA-GLVBX
For holding 3 disposable glove boxes 24x16.4x9.2cm (9.6x6.5x3.7")



- ☐ **TRIO GLOVE HOLDER**
#CRTA-GLOVBX-3
For holding disposable glove boxes 24x16.4x9.2cm (9.6x6.5x3.7")



- ☐ **SIDE BASKET**
#CRTA-SBASKET
Wire Side Basket
44x16x19cm (17.6x6.4x7.6")



- ☐ **WASTE BASKET**
#CRTA-WSBIN
Waste Basket, Large with Holder 26x20x36.5cm (10.4x8x14.6") - 10L



- ☐ **PUSH HANDLE**
#CRTA-SRAIL-MK/NM
Aluminum 40cm (16")



- ☐ **FOLDABLE FRAME**
#CRTA-SFRAME-FL
For side Shelf/side Tray



Should be ordered with 1 or 2 accessory rails

* Note: Side shelf with gallery top is optional and should be ordered separately

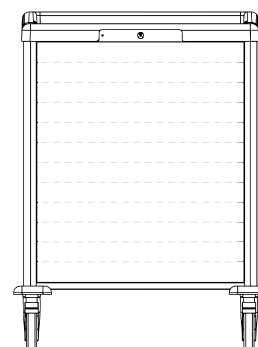
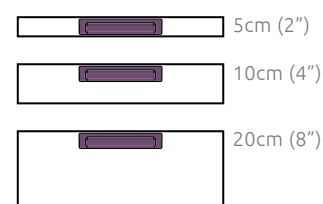
** Bin should be ordered separately

M39-MED1



MULTIPLE DRAWER FRONTS CONFIGURATIONS

Drawer front configuration can be changed instantly without the use of tools i.e. single set of 10cm (4") drawer can be changed with 2 sets of 5cm (2") drawers .



* Medication cassette item # MED-CAST-4L
* Medication drawers item # MED-DWR



CRT-M39KL-44448
+ CRTA-MEDCART-4LVL

CRT-M43KL-44448
+ CRTA-MEDCART-4LVL

ISOLATION CARTS

ACCESSORIES

□ WORKTOP & SIDE SHELF *

CRTA-SLSHLF-R

Worktop: ABS 60x40cm (24x16")
+ Stainless Steel 40x30cm (16x12")



□ WORKTOP GALLERY TOP

CRTA-TOPPC-3SGT

Worktop: ABS 60x40cm (24x16")



□ WORKING SURFACE

CRTA-TOPPC-ST

Standard for procedure cart
Worktop: 60x40cm (24x16")



□ COMBINATION LOCK

CRTA-MK39/43ELKIT

Electronic Lock With four-digit
user code



□ ALUMINUM ACCESSORY RAIL

#CRTA-SRAIL-MK/NM

For mounting various accessories
on Carts



□ HAZARD BIN HOLDER

#CRTA-HAZB-HL

Powder coated steel



□ GLOVE HOLDER

#CRTA-GLVBX

For holding 3 disposable
glove boxes 24x16.4x9.2cm
(9.6x6.5x3.7")



□ TRIO GLOVE HOLDER

#CRTA-GLOVBX-3

For holding disposable
glove boxes 24x16.4x9.2cm
(9.6x6.5x3.7")



□ SIDE BASKET

#CRTA-SBASKET

Wire Side Basket
44x16x19cm (17.6x6.4x7.6")



□ WASTE BASKET

#CRTA-WSBIN

Waste Basket, Large
with Holder 26x20x36.5cm
(10.4x8x14.6") - 10L



□ PUSH HANDLE

#CRTA-SRAIL-MK/NM

Aluminum 40cm (16")



□ FOLDABLE FRAME

#CRTA-SFRAME-FL

For side Shelf/side Tray



Should be ordered with 1 or 2 accessory rails

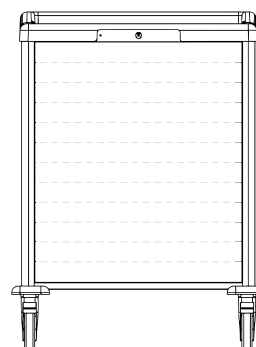
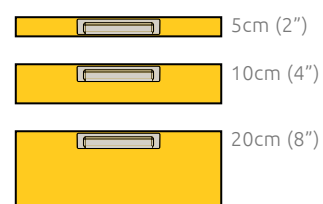
* Note: Side shelf with gallery top is
optional and should be ordered separately

M39-ISO1



MULTIPLE DRAWER FRONTS CONFIGURATIONS

Drawer front configuration can be changed instantly without the use of tools i.e. single set of 10cm (4") drawer can be changed with 2 sets of 5cm (2") drawers .



CRT-M35KL-4448



CRT-M39KL-44448

ANESTHESIA CARTS

ACCESSORIES

WORKTOP & SIDE SHELF *

CRTA-SLSHLF-R
Worktop: ABS 60x40cm (24x16")
+ Stainless Steel 40x30cm (16x12")



WORKTOP GALLERY TOP

CRTA-TOPPC-3SGT
Worktop: ABS 60x40cm (24x16")



WORKING SURFACE

CRTA-TOPPC-ST
Standard for procedure cart
Worktop: 60x40cm (24x16")



COMBINATION LOCK

CRTA-MK39/43ELKIT
Electronic Lock With four-digit
user code



TILT-BIN HOLDER 2 **

#CATA-TRL-2
Tilt-Bin Holder for 2 Rows
Height above cart: 62.1cm (24.8")



TILT-BIN HOLDER 3 **

#CATA-TRL-3
Tilt-Bin Holder for 3 Rows
Height above cart: 86cm (34.4")



PUSH HANDLE

#CRTA-SRAIL-MK/NM
Aluminum 40cm (16")



PUSH HANDLE

#CRTA-ALPH-MUU39
Aluminum 60cm (24")



ALUMINUM ACCESSORY RAIL

#CRTA-SRAIL-MK/NM
For mounting various accessories
on Carts



ALUMINUM ACCESSORY RAIL MUU

#CRTA-SRAIL-MUU39
For mounting various accessories
on MUU Carts



HAZARD BIN HOLDER

#CRTA-HAZB-HL
Powder coated steel



SIDE CATHETER BOX

#CRTA-CATH-HLD
10.2x10.2x45cm (4x4x18")
Steel boxes with flexiglass panel



GLOVE HOLDER

#CRTA-GLVBX
For holding disposable
glove boxes 24x16.4x9.2cm
(9.6x6.5x3.7")




TRIO GLOVE HOLDER

#CRTA-GLOVBX-3
For holding 3 disposable
glove boxes 24x16.4x9.2cm
(9.6x6.5x3.7")



SIDE BASKET

#CRTA-SBASKET
Wire Side Basket
44x16x19cm (17.6x6.4x7.6")



WASTE BASKET

#CRTA-WSBIN
Waste Basket, Large
with Holder 26x20x36.5cm
(10.4x8x14.6") - 10L



Should be ordered with 1 or 2 accessory rails

* Note: Side shelf with gallery top is optional and should be ordered separately

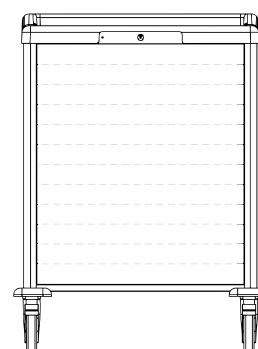
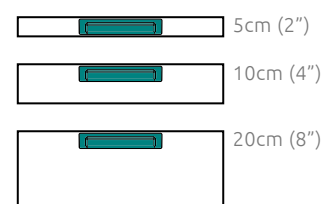
** Bin should be ordered separately

M39-ANS1



MULTIPLE DRAWER FRONTS CONFIGURATIONS

Drawer front configuration can be changed instantly without the use of tools i.e. single set of 10cm (4") drawer can be changed with 2 sets of 5cm (2") drawers .



CRT-M39KL-44448



CRT-M43KL-444448



CRT-MUU39-44448

EMERGENCY CARTS

ACCESSORIES

□ WORKTOP & SIDE SHELF *

CRTA-SLSHLF-R

Worktop: ABS 60x40cm (24x16")
+ Stainless Steel 40x30cm (16x12")



□ WORKTOP GALLERY TOP

CRTA-TOPPC-3SGT

Worktop: ABS 60x40cm (24x16")



□ WORKING SURFACE

CRTA-TOPPC-ST

Standard for procedure cart
Worktop: 60x40cm (24x16")



□ SEAL LOCK

#CRTA-BRO-LOCK

Breakaway/Seal Lock



□ IV POLE

CRTA-IVPOLE-HA

Height adjustable IV Pole
Max height 188cm (74")



□ CARDIAC BACKBOARD

#CRTA-CARBACKB

With hanging hooks
Acrylic 51x44cm (20.4x17.6")



□ DEFIBRILLATOR ARM

#CRTA-SDIFARM

Swiveling Defibrillator Arm
Powder-coated steel



□ PUSH HANDLE

#CRTA-SRAIL-MK/NM

Aluminum 40cm (16")



□ ALUMINUM ACCESSORY RAIL

#CRTA-SRAIL-MK/NM

For mounting various accessories
on Carts



□ HAZARD BIN HOLDER

#CRTA-HAZB-HL

Powder coated steel



□ GLOVE HOLDER

#CRTA-GLVBX

For holding disposable
glove boxes 24x16.4x9.2cm
(9.6x6.5x3.7")



□ OXYGEN CYLINDER

#CRTA-AXBH1

Side Oxygen Cylinder
PVC-coated steel wire



□ WASTE BASKET

#CRTA-WSBIN

Waste Basket, Large
with Holder 26x20x36.5cm
(10.4x8x14.6") - 10L



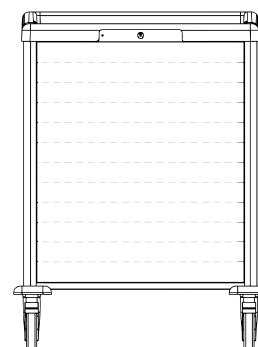
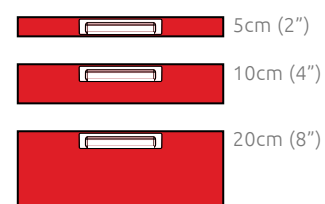
Should be ordered with 1 or 2 accessory rails

* Note: Side shelf with gallery top is optional and should be ordered separately



MULTIPLE DRAWER FRONTS CONFIGURATIONS

Drawer front configuration can be changed instantly without the use of tools i.e. single set of 10cm (4") drawer can be changed with 2 sets of 5cm (2") drawers .



CRT-M39KL-44448

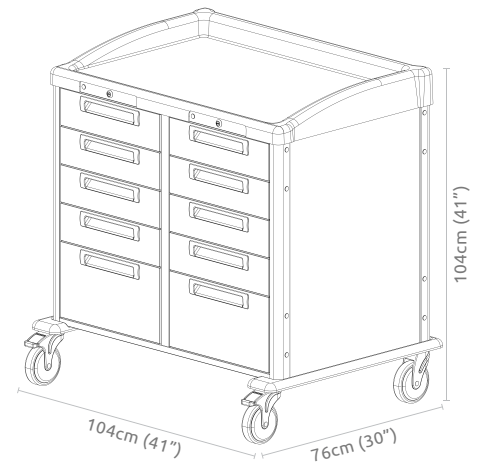
CRT-M43KL-444448

MOBILE WORKING STATION

Extremely large working surface

10 full sized 40X60cm creating extremely high storage capacity

Ideal for intensive care units, eliminate the need for fixed cabinetry in the room. Carts can be exchanged and clean between the different patients.



CRT-MUU39-44448

SMALL FOOTPRINT CARTS



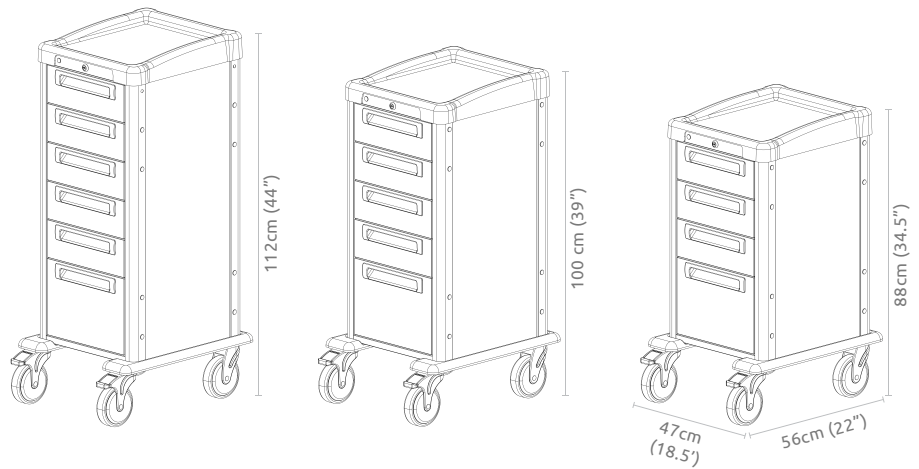
Extremely light and maneuverable

Equipped with 30X40 cm dividable modules

Can be easily pulled/pushed between patient's beds

All drawer modules can be easily removed for cleaning purposes

Electronic and mechanical locking solutions are available.



CRT-NM43KL-444448

CRT-NM39KL-444448

CRT-NM35KL-44448

CARTS CONFIGURATIONS

Ecoline carts drawer fronts configurations

The Ecoline carts product range is extremely diversified, Here are some examples for the available configurations of the high procedure cart 109cm (43"):






CRT-M39KL-44448 + CRTA-TOPPC-3SGT

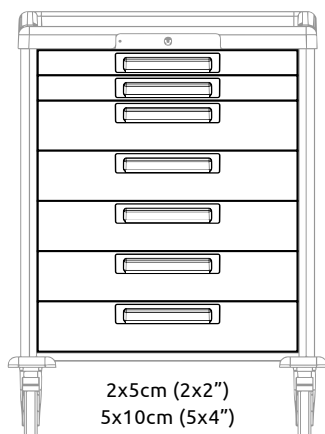
EcoLine cart with drawers,

Standard cart configuration:
4x10cm (4x4\"), 1x20cm (1x8\")

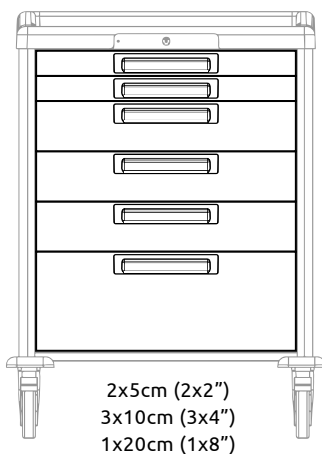
Heights chart:

		CRT-M31KL- 448	CRT-M35KL- 4448	CRT-M39KL- 44448	CRT-M43KL-444448
	STANDARD WORKING SURFACE	74CM (29\")	86CM (34\")	98CM (38.5\")	110CM (43.5\")
	WORKTOP GALLERY TOP	80CM (31.5\")	92CM (36\")	104CM (41\")	116CM (46\")
	WORKTOP & SIDE SHELF	85CM (33.5\")	97CM (38\")	109CM (43\")	121CM (48\")

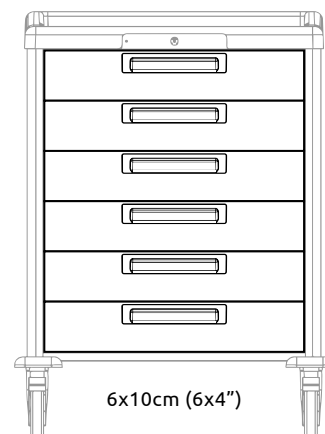
CRT-M39KL-2244444




CRT-M39KL-224448



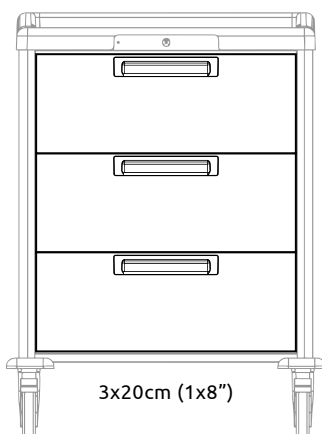
CRT-M39KL-444444



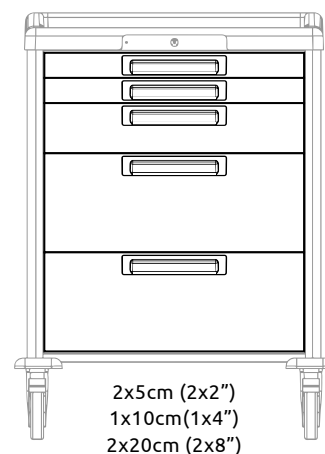
CRT-M39KL-4488



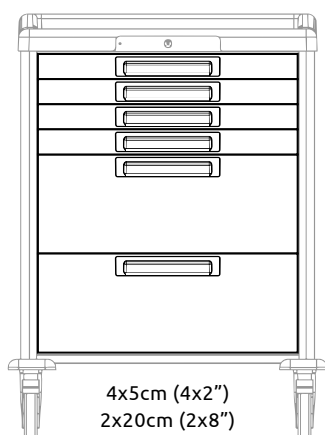
CRT-M39KL-888



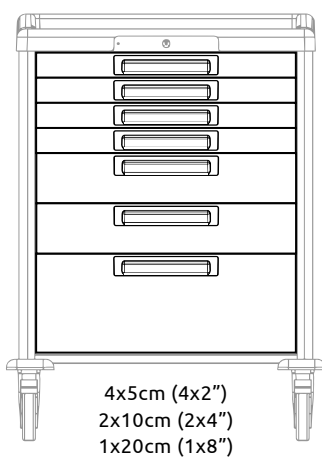
CRT-M39KL-22488



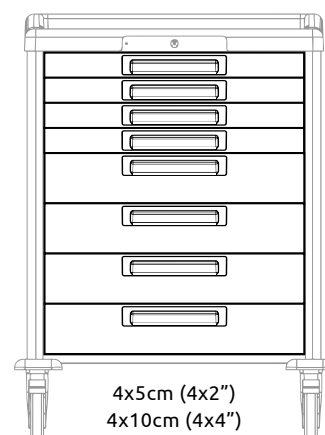
CRT-M39KL-22228



CRT-M39KL-2222448



CRT-M39KL-22224444





CONTACT US FOR MORE DETAILS

+1 888-276-4750 | info@pegasusmedical.net | www.pegasusmedical.net