



# Commercial Washroom & Industrial Innovation



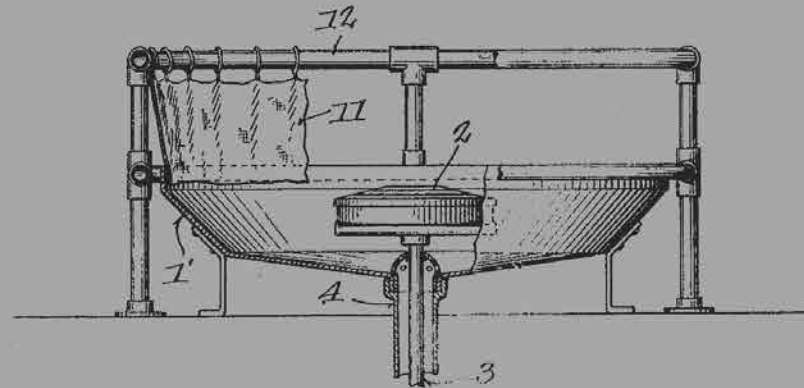
[BRADLEYCORP.COM](http://BRADLEYCORP.COM)

H. L. BRADLEY.  
LAVATORY.  
APPLICATION FILED MAY 31, 1919.

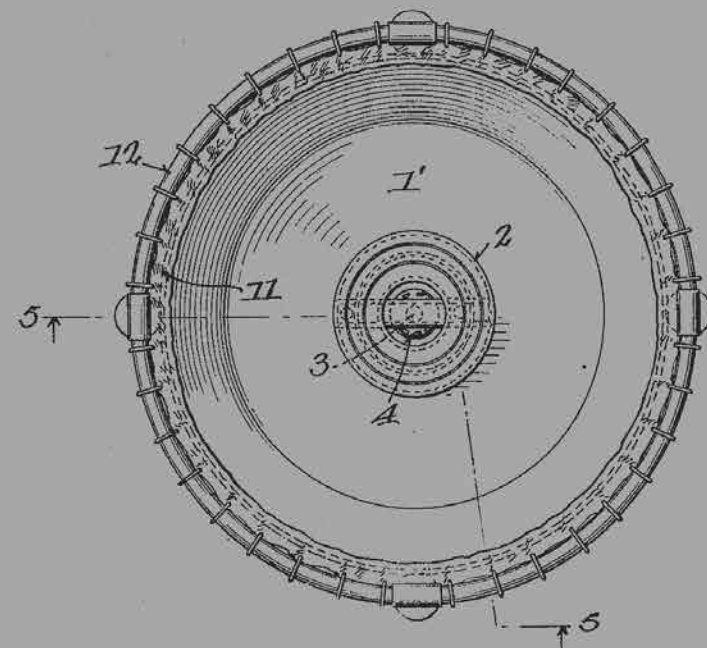
1,385,604.

Patented July 26, 1921.  
2 SHEETS—SHEET 2.

*Fig. 5.*



*Fig. 6.*



*Inventor*  
Harry L. Bradley  
*By* Louis Deane  
*Attorney.*

**BRADLEY**  
*Washfountains*

It's been more than 95 years since our flagship product – the washfountain – was created here in Milwaukee, Wisconsin. The invention not only changed the way people wash their hands in public, but also set the foundation and vision for our company, which remains stronger than ever today.

Bradley stands out as the industry's leading single source manufacturer of commercial group plumbing fixtures, tankless water heaters, washroom accessories, plastic lockers, partition cubicles and MEP safety products. Our American manufacturing commitment is strong as we focus on commercial, industrial, health care, recreation, education, and government applications across the globe.

Product innovation, incomparable quality and personal customer service are the common threads that drive our company's growth and success. The fifth Mullett generation now leads the company and continues Bradley's legacy of leadership and growth. That continued commitment includes one other important Bradley tradition, which is treating its customers, representatives and employees like family.

We are committed to delivering an exceptional customer experience and the best public washroom and industrial MEP safety products to you.


Thank you for being part of the Bradley family.

Sincerely,

The Mullett Family



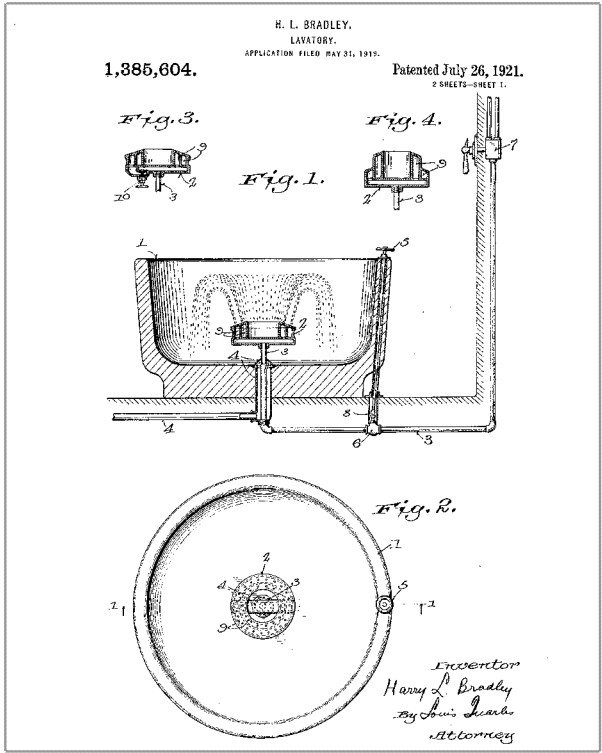




# A HISTORY OF INNOVATION

## The Washfountain. The Beginning. The Leader. The Legend.

Introduced in 1919, the washfountain was one of the most innovative changes to handwashing ever. During the heart of the industrial revolution, just a few years after the Ford Motor Company fully developed the first assembly line, millions of men and women all over America were working in factories. The introduction of timed work breaks and lunches at these factories meant large groups of people all needed to wash their hands during the same short period of time. The washfountain's efficient use of water, space, and workers' time was a cost savings for factory owners and helped provide a healthier workspace for employees. As an added plus, though its unlikely that many realized the environmental benefits at the time, the water savings made it an early example of a sustainable product. Bradley is the industry leader at using technological advances to keep products working longer with less maintenance. Product is manufactured to the highest quality and supported with excellent customer service. That's what you demand. That's what Bradley delivers.



Above: From the patent for one of the most innovative changes to handwashing ever. On the patent, awarded to Harry Bradley in 1919, the fixture is just called "Lavatory." It quickly became known as the washfountain.



Above: Excerpt from early Washfountain advertisement.





## Family-owned American manufacturer

Today, Bradley remains a privately held family-owned business committed to building the best products with the best people, and dedicated to product innovation, quality, and customer service. Bradley is proud to be an American manufacturer with a focus on tomorrow's technology and lean manufacturing. Keeping operations in the United States allows Bradley to offer the highest quality products with lead times that are industry best – without exception.

## Experience speaks for itself

Since its inception in 1921, Bradley has been the innovation leader in the commercial plumbing industry. The Bradley brand stands for the best value to the customer: high quality, durable, reliable, vandal-resistant products that are aesthetically pleasing and easy to maintain.



## Innovation comes first

Innovation is the hallmark of successful companies. Bradley was founded on a design philosophy that has carried us forward as the innovation leader in commercial washroom products. The principals of creativity, craftsmanship, and quality that encompassed Bradley's first invention, the washfountain, continue to drive the product innovations of today.



## Sustainability

Many of Bradley's products conserve water and energy, contain recycled materials and produce no 'off-gassing' for LEED credits. Bradley not only manufactures green products, but also practices sustainability by reducing waste, conserving resources and supporting green initiatives.



# Commercial Washroom Solutions

## The complete package

With a long-time commitment to American manufacturing and family-ownership, Bradley combines superior craftsmanship and the latest technology to bring you the highest-quality sustainable products backed by unparalleled customer service.

From hand washing fixtures and accessories – to partition cubicles, lockers, and more – Bradley products work

cohesively to create a clean, modern restroom with a high design aesthetic. Whether designing restrooms for a high school, stadium, airport, or office, our experience in this space is unequalled. And, with a strong commitment to customer-driven innovation, our portfolio is always changing to reflect the latest industry trends – bringing you new materials, fresh designs, and cutting edge technology.



Verge® with WashBar™ Technology.





Verge® with WashBar™ Technology




## HANDWASHING SOLUTIONS

### Performance, technology and style

Discover innovation at the core of Bradley's handwashing solutions. From washfountains to all-in-one handwashing systems to prefabricated decks with integral bowls, Bradley offers a complete line of handwashing products designed for long lasting, vandal-resistant, low maintenance and water-conserving performance. When you want aesthetics, the latest technology and rugged performance in a total package, Bradley has the handwashing fixture to outfit any commercial or institutional application.



Verge LVS Series wash basin.



Advocate AV Series handwashing system.







Verge LVS Series wash basin.



OmniDecks™ are available with many bowl options to enhance the look of your restroom.



Verge LVL Series wash basin.





# ACCESSORIES & MIRRORS

Bradley offers the most extensive Division 10 product offering in the washroom industry with a complete line of washroom accessories, mirrors, lockers and partition cubicles. With so many options available, the product offering gives you freedom and creativity, no matter what the budget. Simply put, Bradley is the one source for all of your Division 10 washroom needs.



Contemporary Series combination towel dispenser and waste receptacle, framed mirror, and OmniDeck with integral sink and backsplash.



Shower seats, curtains and rods, grab bar systems, towel rack and ADA shower.



Diplomat™ accessories including soap dispensers, napkin vendor, mirror, and Verge® wash basin. Below left and middle: Diplomat towel dispenser, Verge wash basin, Frameless Mirror with frosted edge, seat cover, napkin disposal and tissue dispenser, and grab bars. Below right: Aerix®+ vertical dual-sided hand dryers.







Mills Stainless steel partition cubicles.



# LOCKERS & PARTITIONS CUBICLES

Lenox® invented the plastic locker and remains the preferred specification in locker rooms all over the country. Quick installation and low maintenance costs can add up to a 50% life cycle cost savings. No other locker has better quality or a better warranty.

Mills® Partitions Cubicles are suited for a variety of applications and environments. Top quality materials provide key features to architects and specifiers, such as aesthetic appeal and vandal resistance. Materials include stainless steel, phenolic, powder coated and solid plastic.



Lenox solid plastic lockers, pedestal benches and full length mirror.





# SHOWERS & FAUCETS

Designing with Bradley showers lets you maximize shower space without compromising aesthetic value. From schools, student housing and fitness clubs to wudu cleansing application, sport and rec facilities and industrial plants, Bradley has the right product for any application.

Bradley’s commercial grade Aerada™ faucets are constructed for durability and vandal resistance yet provide high style. Innovative infrared and capacitive sensing technologies help reduce the spread of germs, conserve water, and reduce energy costs.



Aerada 1200 Series Capacitive Sensing Faucets are durable, vandal resistant and provide high style. Activation from any angle and no sensor windows!



From column showers and Panelon® Wall Showers to Ablution or ADA applications, Bradley has solutions for all commercial shower applications.

Promote the well-being of healthcare communities with hygiene solutions by Bradley that provide the most relevant options for today’s demanding applications. Bradley’s Patient Care Modules are the best choice to enhance patient well-being and provide an alternative to separate bathrooms and exposed bedpan washers. Decorative cabinets conceal the water closets and help create a sense of privacy. Non-porous Terreon® solid surface countertops are easy to maintain and minimize bacterial growth.



LavCare Combination Units with non-porous Terreon and TerreonRE solid surface countertops.

# HEALTHCARE

The HS-Series solid surface all-inclusive undermount basins offer the flexibility to specify multi-purpose plumbing fixtures that are aesthetically pleasing and practical. Bradley’s SafeCare™ ligature-resistant product line was developed in consultation with behavioral health professionals for restrooms in specialized care situations. Handwashing, wall showers and accessory options are styled to suit patient rooms that are designed to enhance patients’ feelings of a familiar, safe home-like environment.



Above right: Terreon Deep Well Sink is perfect for health care or sanitation applications. Lower right: SafeCare ligature-resistant sink, wall shower and accessories options.



# Industrial Solutions

For 95 years, Bradley has been the industry’s leading single-source manufacturer of heavy-duty commercial plumbing products for corporations and businesses around the globe. From Washfountains to Emergency Eyewashes, Drench Showers and Enclosed Safety Showers to Tankless Water Heaters, Bradley products are designed with rugged, industrial-grade materials to perform in the most demanding, hazardous environments.

Beyond Bradley’s large suite of high-quality industrial products, the thing that sets Bradley apart from the rest is our world class, personalized service and support. You can rely on us from start to finish. We offer free and confidential site evaluations to gear up your facilities for utmost safety – and put your mind at ease. We’re there for you every step of the way.





# EMERGENCY FIXTURES

As an industry leader in drench shower and eyewash fixtures, Bradley offers consistent innovation and unique product solutions designed to keep employees safe and free from injury.

To witness Bradley’s commitment to innovation, look no further than Halo™. In an emergency, you want an eye/facewash unit that provides the most coverage. With Halo™ you get the best on the market – covering 85% of the average user’s face. That’s more than 20% better than any other unit available.

Enclosed Safety Showers deliver superior protection and safe refuge from the harshest environments on earth. Certified to ANSI Z358.1 UL, CEC and NEC Codes, Bradley’s Enclosed Safety Showers are custom-engineered to your needs and provide superior design, and innovative drenching technology.



Featured products, clockwise: Halo combination drench shower; Halo eye/face wash; portable pressurized tank with eyewash; Enclosed safety shower; portable gravity-fed eyewash; laboratory eyewash.





# NAVIGATOR THERMOSTATIC MIXING VALVES

Better for the environment and safer for drinking water, Bradley Navigator® Thermostatic Mixing Valves (TMVs) launched a new direction in valve manufacturing. Third-party certified to meet all lead-free requirements, unmatched quality and backed by a 10-year warranty, Bradley TMVs remain the fastest growing valve line in the industry. You will find a complete line of valves to meet your appropriate flow and temperature requirements. Fewer connections and universal mounting capability reduce installation time and lower cost. And, Bradley is the only company that manufactures emergency eyewash and shower products with a complete line of emergency TMVs.



# KELTECH TANKLESS WATER HEATERS

Bradley’s Keltech® electric tankless water heaters are built to the toughest standards. They provide hot water on demand, saving water and energy. Unlike boiler systems that require energy and maintain temperature 24 hours, seven days per week, Keltech heaters save energy by heating water only when necessary.

- Safety models meet ANSI Z358.1 standards and TepidGuard™ discharge actively and passively protects the water temperature inside the unit
- Easy installation – only one electrical connection and water is required
- No tanks, anodes or softeners to maintain
- Save space and energy
- Skid systems for unique water heating applications



Keltech CNA SKID with CNA & CNA-R back-to-back units

# DESIGN ON DEMAND™

Bradley’s Industrial Team will consult with you on a custom water heating or safety fixture system for your specific applications. Bradley Emergency Fixtures, Enclosed Safety Showers, Keltech® Electric Tankless Heaters and Navigator® Thermostatic Mixing Valves are built for the most demanding industrial applications. When unique environments require innovative solutions, **contact [industrial@bradleycorp.com](mailto:industrial@bradleycorp.com)**.







VISIT [BRADLEYCORP.COM](http://BRADLEYCORP.COM) FOR INDUSTRY-LEADING **BIM-REVIT/SYSQUE** LIBRARY

+1 262 251 6000  
800 BRADLEY [bradleycorp.com](http://bradleycorp.com)  
W142 N9101 Fountain Boulevard  
Menomonee Falls, WI 53051 USA  
4000-5-0317

