

SYSTEM 30™



MJ LIBRARY SHELVING BY

AURORA

A SOLUTION FOR EVERY STORY



MJ Library Shelving by Aurora was founded in 1988 with the goal of becoming the best manufacturer of steel cantilever library shelving on the market. The flagship line, System 30™, developed decades ago, is renowned for its popularity in public, education, legal, and corporate library installations across the US and Canada.

Its versatile design features consistent high quality material and superior fit and finish making it the storage solution of choice for today's libraries.

A full line of accessories such as shelves, work surfaces, and media display units for CDs, DVDs, periodicals, and new books make this a very adaptable system. Specialty items such as carts, concealed caster carts, and curved shelving round out the System 30 Shelving line.

Call Aurora Storage Products today for questions about System 30 Shelving or to help with your shelving and storage needs.

Table of Contents

| | |
|----------------------------------|-------|
| Introduction to System 30..... | 4 |
| Basic Components..... | 5 |
| Integral Back Units..... | 6-9 |
| Divider Units..... | 10-11 |
| Hinged Periodical Units..... | 12 |
| Fixed Periodical Units..... | 13 |
| Column Assemblies..... | 14-17 |
| Cross Bars..... | 18 |
| Kick Plates..... | 18 |
| Shelves..... | 19 |
| Backstop | 20 |
| Divider Shelves / Dividers..... | 20 |
| Periodical Shelves..... | 20-21 |
| Sliding Reference Shelves..... | 21 |
| Tip-Up Periodical Cabinet..... | 21 |
| Double Tier Cassette Shelf..... | 22 |
| Multi-Media Display Shelf..... | 22 |
| Sliding Door Cabinet..... | 22 |
| Sliding Door Cabinet..... | 22 |
| Multi-Media Cabinet / Trays..... | 23 |
| Browsing Boxes..... | 24-25 |
| Bag Rack | 26 |
| Display System..... | 26 |
| Zig Zag Display..... | 26 |
| Canopy Tops..... | 27 |
| End Panels..... | 28-29 |
| Brackets for Wood Tops/Ends..... | 30 |
| Closed Backs..... | 30 |
| Fillers..... | 31 |
| Findable Book Supports..... | 32 |
| Sliding Wire Book Supports..... | 32 |
| Wall Column Strips..... | 32 |
| End Brackets..... | 33 |
| Top Tie Struts..... | 33 |
| Terms and Conditions..... | 34 |



ADVANTAGES OF SYSTEM 30™ vs CONVENTIONAL SHELVING



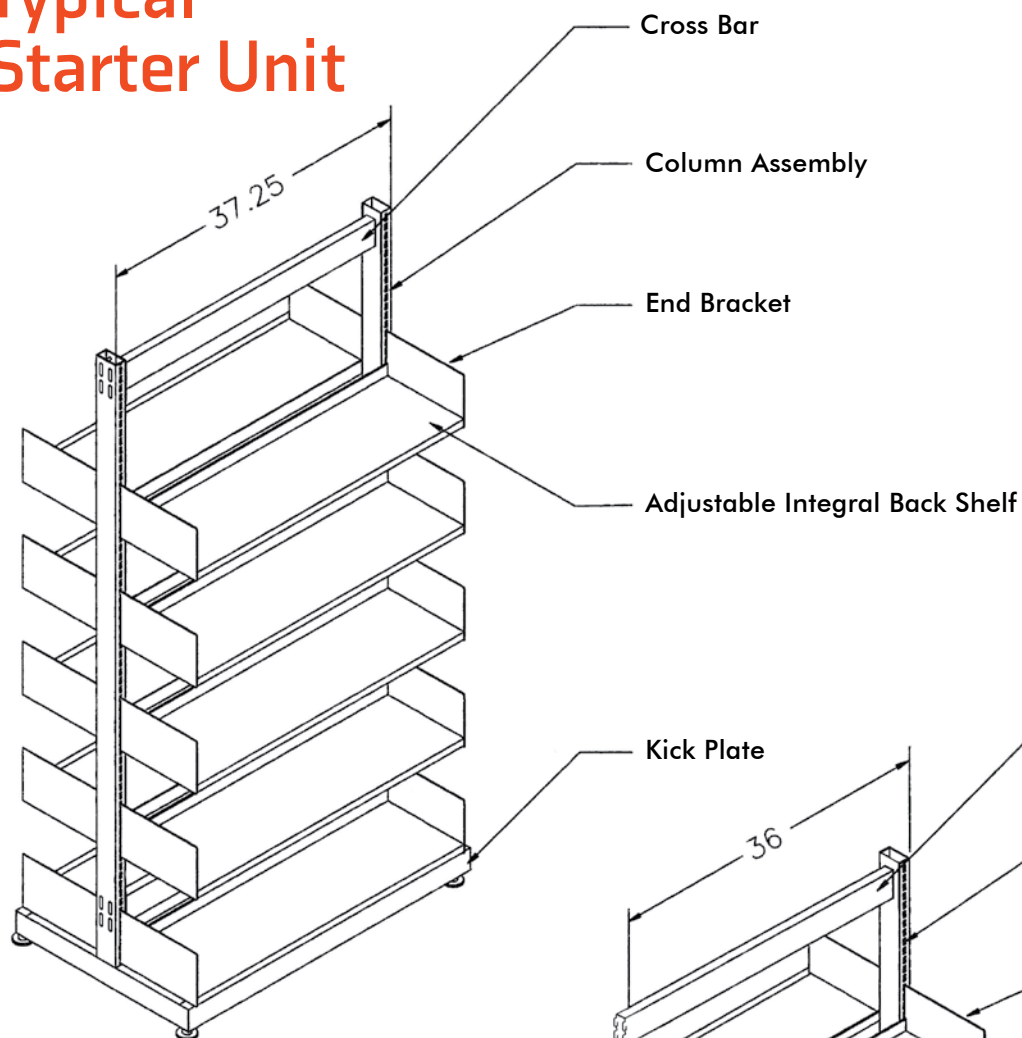
1. More filing space per shelf.
2. Modern / contemporary look of our end brackets and columns eliminates the need for end panels.
3. More usable floor space as the base depth can be the same size as the shelves above.
4. Units can be converted from closed to open base without purchasing additional parts or dismantling the shelving.
5. Accessories and components to meet the needs of today's library can be easily mixed and matched on any section.
6. Our state-of-the-art powder-coat paint system provides you with the most durable paint finish in the industry.
7. Special colors can be matched to please even the most discriminating eye.
8. On time delivery. Most deliveries can be made in eight to ten weeks after receipt of order.
9. All this and you still get the quality that has become synonymous with MJ Library Shelving by Aurora.

We have a nationwide sales organization which is fully trained to assist you with your library planning.

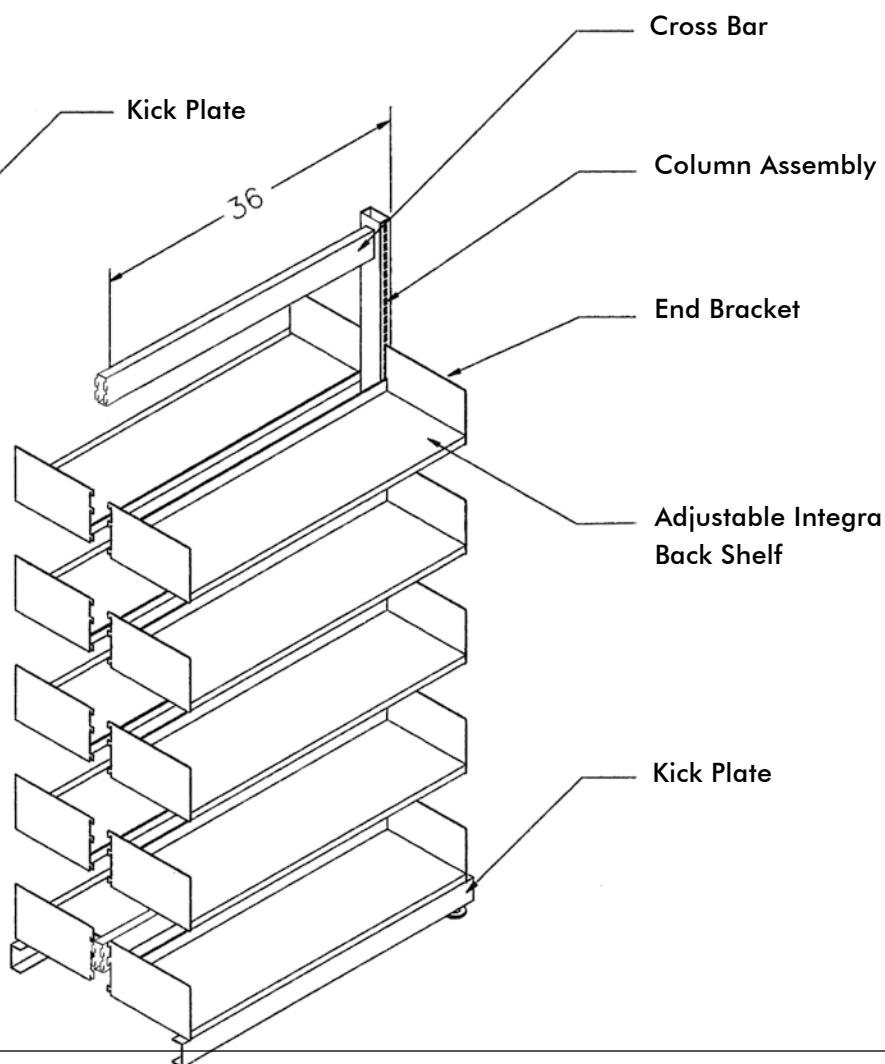
Please contact MJ Library Shelving by Aurora:
1-800-277-1699 for the name and phone number of your local representative.

BASIC COMPONENTS

Typical Starter Unit

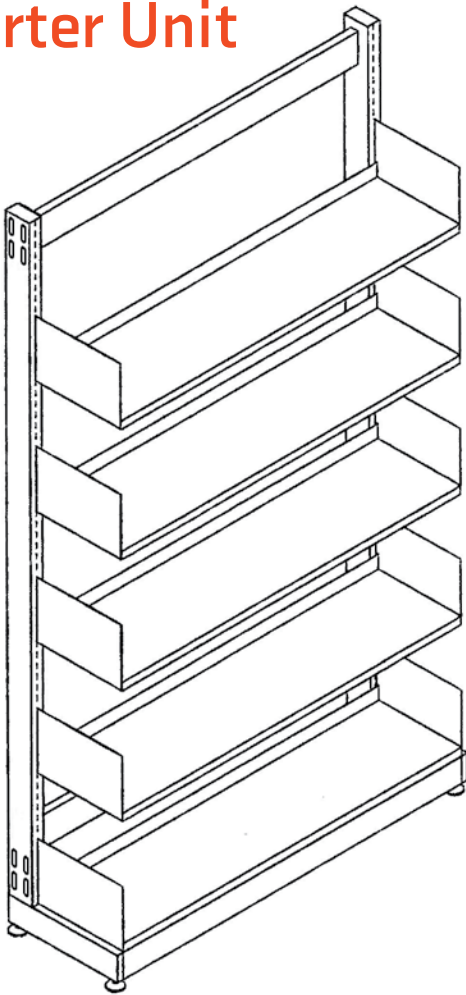


Typical Adder Unit



SYSTEM 30™

Starter Unit



Integral Back Shelves Single Face Units

3 Adjustable Shelves – 42" High

| CATALOG NO. | SHELF | WEIGHT |
|---------------|-------|--------|
| S3-36090942-S | 9 | 51 |
| S3-36090942-A | 9 | 43½ |
| S3-36101042-S | 10 | 53½ |
| S3-36101042-A | 10 | 45½ |
| S3-36111142-S | 11 | 55 |
| S3-36111142-A | 11 | 47 |
| S3-36131342-S | 13 | 60½ |
| S3-36131342-A | 13 | 52 |
| S3-36171742-S | 17 | 69 |
| S3-36171742-A | 17 | 60 |

4 Adjustable Shelves – 60" High

| CATALOG NO. | SHELF | WEIGHT |
|---------------|-------|--------|
| S3-36090960-S | 9 | 65½ |
| S3-36090960-A | 9 | 54½ |
| S3-36101060-S | 10 | 68½ |
| S3-36101060-A | 10 | 57 |
| S3-36111160-S | 11 | 70½ |
| S3-36111160-A | 11 | 59 |
| S3-36131360-S | 13 | 77½ |
| S3-36131360-A | 13 | 65½ |
| S3-36171760-S | 17 | 88½ |
| S3-36171760-A | 17 | 76 |

5 Adjustable Shelves – 66" High

| CATALOG NO. | SHELF | WEIGHT |
|---------------|-------|--------|
| S3-36090966-S | 9 | 73 |
| S3-36090966-A | 9 | 62 |
| S3-36101066-S | 10 | 77½ |
| S3-36101066-A | 10 | 65½ |
| S3-36111166-S | 11 | 80 |
| S3-36111166-A | 11 | 68 |
| S3-36131366-S | 13 | 88½ |
| S3-36131366-A | 13 | 76 |
| S3-36171766-S | 17 | 102 |
| S3-36171766-A | 17 | 89 |

Starter unit includes two column assemblies, cross bars, kick plate, integral back shelves, and end brackets. Adder unit is the same as a starter except it includes only one column assembly. All shelf sizes are nominal.

Book supports must be ordered separately.

Integral Back Shelves (Continued)

5 Adjustable Shelves – 72" High

| CATALOG NO. | SHELF | WEIGHT |
|---------------|-------|--------|
| S3-36090972-S | 9 | 77 |
| S3-36090972-A | 9 | 64 |
| S3-36101072-S | 10 | 80½ |
| S3-36101072-A | 10 | 67 |
| S3-36111172-S | 11 | 83 |
| S3-36111172-A | 11 | 69½ |
| S3-36131372-S | 13 | 91½ |
| S3-36131372-A | 13 | 77½ |
| S3-36171772-S | 17 | 105 |
| S3-36171772-A | 17 | 90½ |

6 Adjustable Shelves – 78" High

| CATALOG NO. | SHELF | WEIGHT |
|---------------|-------|--------|
| S3-36090978-S | 9 | 85½ |
| S3-36090978-A | 9 | 72 |
| S3-36101078-S | 10 | 89½ |
| S3-36101078-A | 10 | 75½ |
| S3-36111178-S | 11 | 92½ |
| S3-36111178-A | 11 | 78½ |
| S3-36131378-S | 13 | 102½ |
| S3-36131378-A | 13 | 88 |
| S3-36171778-S | 17 | 118½ |
| S3-36171778-A | 17 | 103½ |

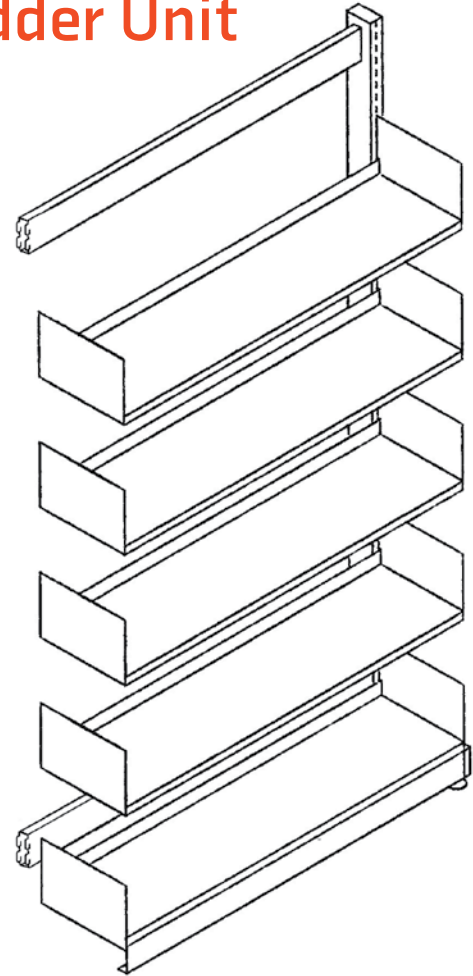
7 Adjustable Shelves – 84" High

| CATALOG NO. | SHELF | WEIGHT |
|---------------|-------|--------|
| S3-36090984-S | 9 | 94 |
| S3-36090984-A | 9 | 80 |
| S3-36101084-S | 10 | 98½ |
| S3-36101084-A | 10 | 84 |
| S3-36111184-S | 11 | 102 |
| S3-36111184-A | 11 | 87½ |
| S3-36131384-S | 13 | 113½ |
| S3-36131384-A | 13 | 98½ |
| S3-36171784-S | 17 | 132 |
| S3-36171784-A | 17 | 116½ |

7 Adjustable Shelves – 90" High

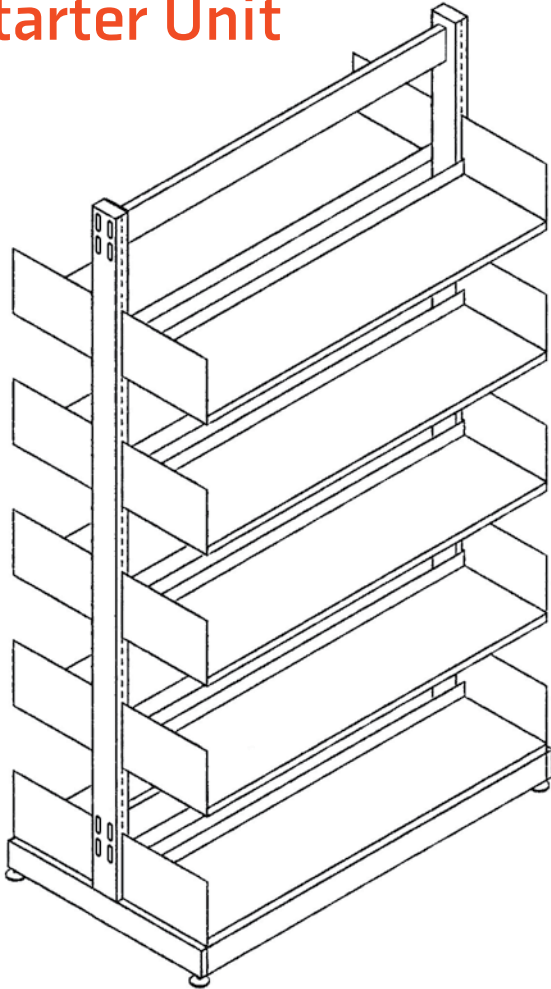
| CATALOG NO. | SHELF | WEIGHT |
|---------------|-------|--------|
| S3-36090990-S | 9 | 96 |
| S3-36090990-A | 9 | 81 |
| S3-36101090-S | 10 | 102½ |
| S3-36101090-A | 10 | 85 |
| S3-36111190-S | 11 | 104 |
| S3-36111190-A | 11 | 88½ |
| S3-36131390-S | 13 | 115½ |
| S3-36131390-A | 13 | 99½ |
| S3-36171790-S | 17 | 134 |
| S3-36171790-A | 17 | 117½ |

Adder Unit



SYSTEM 30™

Starter Unit



Integral Back Shelves

Double Face Units

6 Adjustable Shelves – 42" High

| CATALOG NO. | SHELF | WEIGHT |
|---------------|-------|--------|
| S3-36091842-S | 9 | 78 |
| S3-36091842-A | 9 | 69 |
| S3-36102042-S | 10 | 82 |
| S3-36102042-A | 10 | 72½ |
| S3-36112242-S | 11 | 86 |
| S3-36112242-A | 11 | 76 |
| S3-36132642-S | 13 | 96 |
| S3-36132642-A | 13 | 85½ |
| S3-36173442-S | 17 | 113 |
| S3-36173442-A | 17 | 101½ |

8 Adjustable Shelves – 60" High

| CATALOG NO. | SHELF | WEIGHT |
|---------------|-------|--------|
| S3-36091860-S | 9 | 101 |
| S3-36091860-A | 9 | 88 |
| S3-36102060-S | 10 | 106 |
| S3-36102060-A | 10 | 92½ |
| S3-36112260-S | 11 | 111 |
| S3-36112260-A | 11 | 97 |
| S3-36132660-S | 13 | 124 |
| S3-36132660-A | 13 | 109½ |
| S3-36173460-S | 17 | 146 |
| S3-36173460-A | 17 | 130½ |

10 Adjustable Shelves – 66" High

| CATALOG NO. | SHELF | WEIGHT |
|---------------|-------|--------|
| S3-36091866-S | 9 | 118 |
| S3-36091866-A | 9 | 104 |
| S3-36102066-S | 10 | 124 |
| S3-36102066-A | 10 | 109½ |
| S3-36112266-S | 11 | 130 |
| S3-36112266-A | 11 | 115 |
| S3-36132666-S | 13 | 146 |
| S3-36132666-A | 13 | 130½ |
| S3-36173466-S | 17 | 173 |
| S3-36173466-A | 17 | 156½ |

Starter unit includes two column assemblies, cross bars, kick plate, integral back shelves, and end brackets. Adder unit is the same as a starter except it includes only one column assembly. All shelf sizes are nominal.

Book supports must be ordered separately.

Integral Back Shelves (Continued)

10 Adjustable Shelves – 72" High

| CATALOG NO. | SHELF | WEIGHT |
|---------------|-------|--------|
| S3-36091872-S | 9 | 119 |
| S3-36091872-A | 9 | 104½ |
| S3-36102072-S | 10 | 125 |
| S3-36102072-A | 10 | 110 |
| S3-36112272-S | 11 | 131 |
| S3-36112272-A | 11 | 115½ |
| S3-36132672-S | 13 | 147 |
| S3-36132672-A | 13 | 131 |
| S3-36173472-S | 17 | 174 |
| S3-36173472-A | 17 | 157 |

12 Adjustable Shelves – 78" High

| CATALOG NO. | SHELF | WEIGHT |
|---------------|-------|--------|
| S3-36091878-S | 9 | 135 |
| S3-36091878-A | 9 | 120 |
| S3-36102078-S | 10 | 142 |
| S3-36102078-A | 10 | 126½ |
| S3-36112278-S | 11 | 149 |
| S3-36112278-A | 11 | 133 |
| S3-36132678-S | 13 | 168 |
| S3-36132678-A | 13 | 151½ |
| S3-36173478-S | 17 | 200 |
| S3-36173478-A | 17 | 182½ |

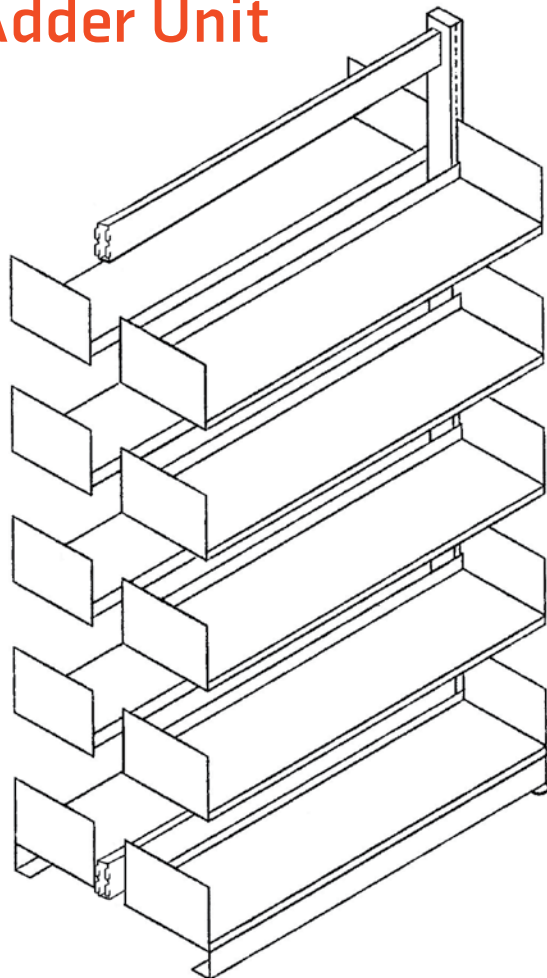
14 Adjustable Shelves – 84" High

| CATALOG NO. | SHELF | WEIGHT |
|---------------|-------|--------|
| S3-36091884-S | 9 | 152 |
| S3-36091884-A | 9 | 136 |
| S3-36102084-S | 10 | 160 |
| S3-36102084-A | 10 | 143½ |
| S3-36112284-S | 11 | 167 |
| S3-36112284-A | 11 | 150½ |
| S3-36132684-S | 13 | 189 |
| S3-36132684-A | 13 | 172 |
| S3-36173484-S | 17 | 227 |
| S3-36173484-A | 17 | 208½ |

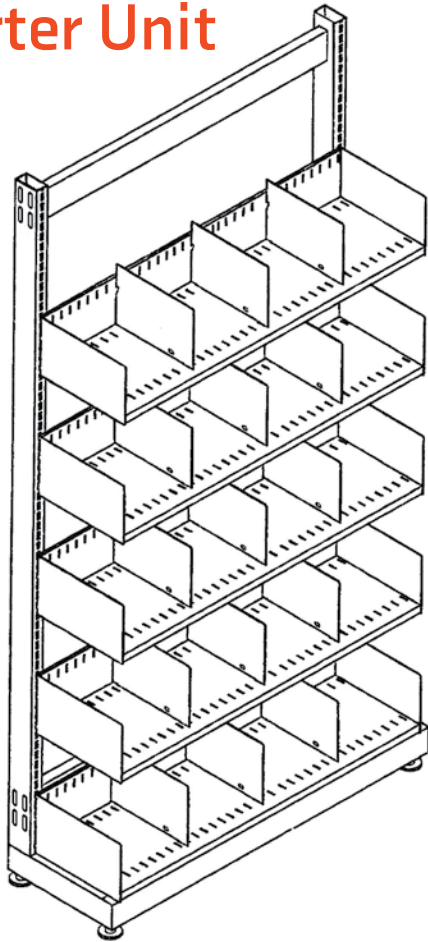
14 Adjustable Shelves – 90" High

| CATALOG NO. | SHELF | WEIGHT |
|---------------|-------|--------|
| S3-36091890-S | 9 | 153 |
| S3-36091890-A | 9 | 136½ |
| S3-36102090-S | 10 | 161 |
| S3-36102090-A | 10 | 144 |
| S3-36112290-S | 11 | 169 |
| S3-36112290-A | 11 | 151½ |
| S3-36132690-S | 13 | 191 |
| S3-36132690-A | 13 | 173 |
| S3-36173490-S | 17 | 228 |
| S3-36173490-A | 17 | 209 |

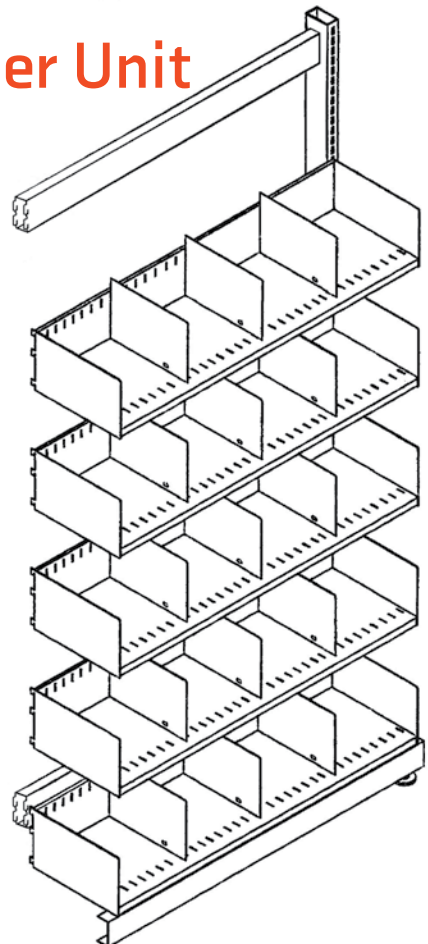
Adder Unit



Starter Unit



Adder Unit



System 30®

Single Face Divider Units

3 Divider Shelves – 42" High

| CATALOG NO. | SHELF | WEIGHT |
|----------------|-------|--------|
| S3-D36101042-S | 10 | 81 |
| S3-D36101042-A | 10 | 73 |
| S3-D36131342-S | 13 | 91 |
| S3-D36131342-A | 13 | 82½ |

4 Divider Shelves – 60" High

| CATALOG NO. | SHELF | WEIGHT |
|----------------|-------|--------|
| S3-D36101060-S | 10 | 105 |
| S3-D36101060-A | 10 | 93½ |
| S3-D36131360-S | 13 | 118 |
| S3-D36131360-A | 13 | 106 |

5 Divider Shelves – 66" High

| CATALOG NO. | SHELF | WEIGHT |
|----------------|-------|--------|
| S3-D36101066-S | 10 | 123 |
| S3-D36101066-A | 10 | 111 |
| S3-D36131366-S | 13 | 139 |
| S3-D36131366-A | 13 | 126½ |

6 Divider Shelves – 78" High

| CATALOG NO. | SHELF | WEIGHT |
|----------------|-------|--------|
| S3-D36101078-S | 10 | 144 |
| S3-D36101078-A | 10 | 130 |
| S3-D36131378-S | 13 | 163 |
| S3-D36131378-A | 13 | 148½ |

7 Divider Shelves – 90" High

| CATALOG NO. | SHELF | WEIGHT |
|----------------|-------|--------|
| S3-D36101090-S | 10 | 164 |
| S3-D36101090-A | 10 | 148½ |
| S3-D36131390-S | 13 | 186 |
| S3-D36131390-A | 13 | 170 |

Starter unit includes two column assemblies, cross bars, kick plate, divider shelf with three dividers per shelf, and end brackets. Adder unit is the same as a starter except it includes only one column assembly. All shelf sizes are nominal.

System 30®

Double Face Divider Units

6 Divider Shelves – 42" High

| CATALOG NO. | SHELF | WEIGHT |
|----------------|-------|--------|
| S3-D36102042-S | 10 | 136 |
| S3-D36102042-A | 10 | 126½ |
| S3-D36132642-S | 13 | 156 |
| S3-D36132642-A | 13 | 145½ |

8 Divider Shelves – 60" High

| CATALOG NO. | SHELF | WEIGHT |
|----------------|-------|--------|
| S3-D36102060-S | 10 | 178 |
| S3-D36102060-A | 10 | 164½ |
| S3-D36132660-S | 13 | 204 |
| S3-D36132660-A | 13 | 189½ |

10 Divider Shelves – 66" High

| CATALOG NO. | SHELF | WEIGHT |
|----------------|-------|--------|
| S3-D36102066-S | 10 | 214 |
| S3-D36102066-A | 10 | 199½ |
| S3-D36132666-S | 13 | 246 |
| S3-D36132666-A | 13 | 230½ |

12 Divider Shelves – 78" High

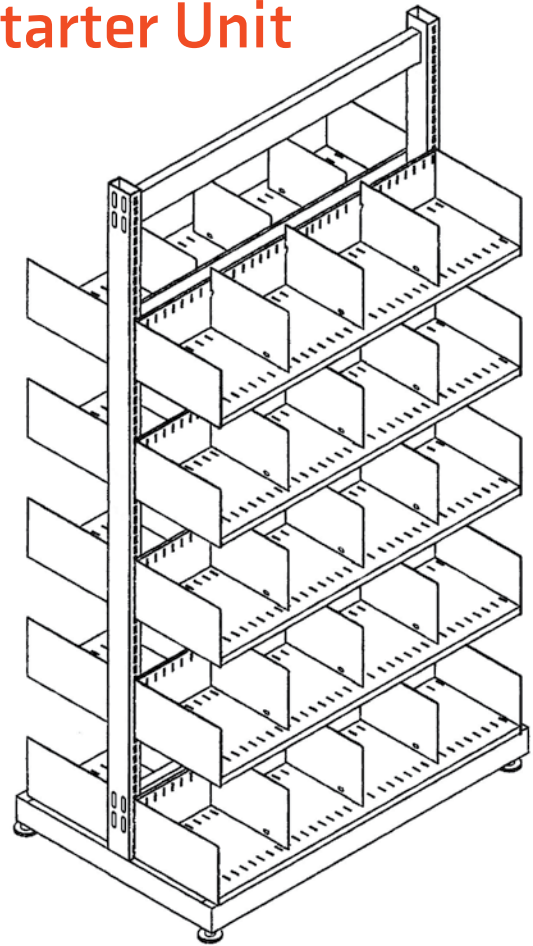
| CATALOG NO. | SHELF | WEIGHT |
|----------------|-------|--------|
| S3-D36102078-S | 10 | 250 |
| S3-D36102078-A | 10 | 234½ |
| S3-D36132678-S | 13 | 288 |
| S3-D36132678-A | 13 | 271½ |

14 Divider Shelves – 90" High

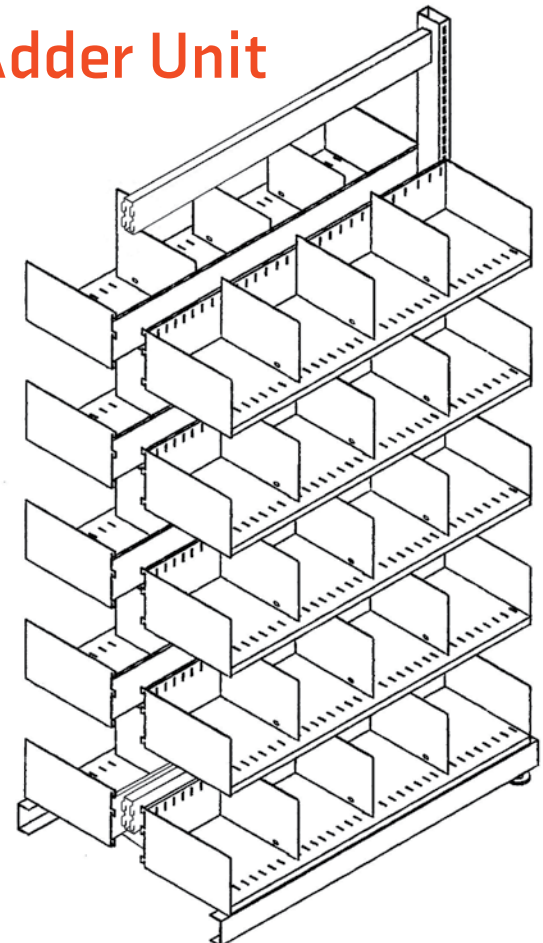
| CATALOG NO. | SHELF | WEIGHT |
|----------------|-------|--------|
| S3-D36102090-S | 10 | 287 |
| S3-D36102090-A | 10 | 270 |
| S3-D36132690-S | 13 | 331 |
| S3-D36132690-A | 13 | 313 |

Starter unit includes two column assemblies, cross bars, kick plate, divider shelf with three dividers per shelf, and end brackets. Adder unit is the same as a starter except it includes only one column assembly. All shelf sizes are nominal.

Starter Unit



Adder Unit

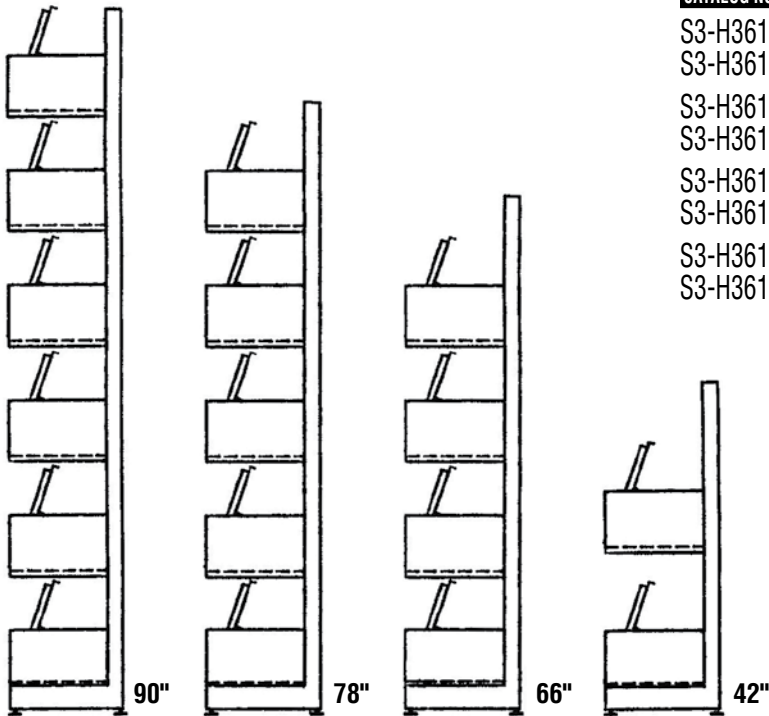


System 30®

Hinged Periodical Units

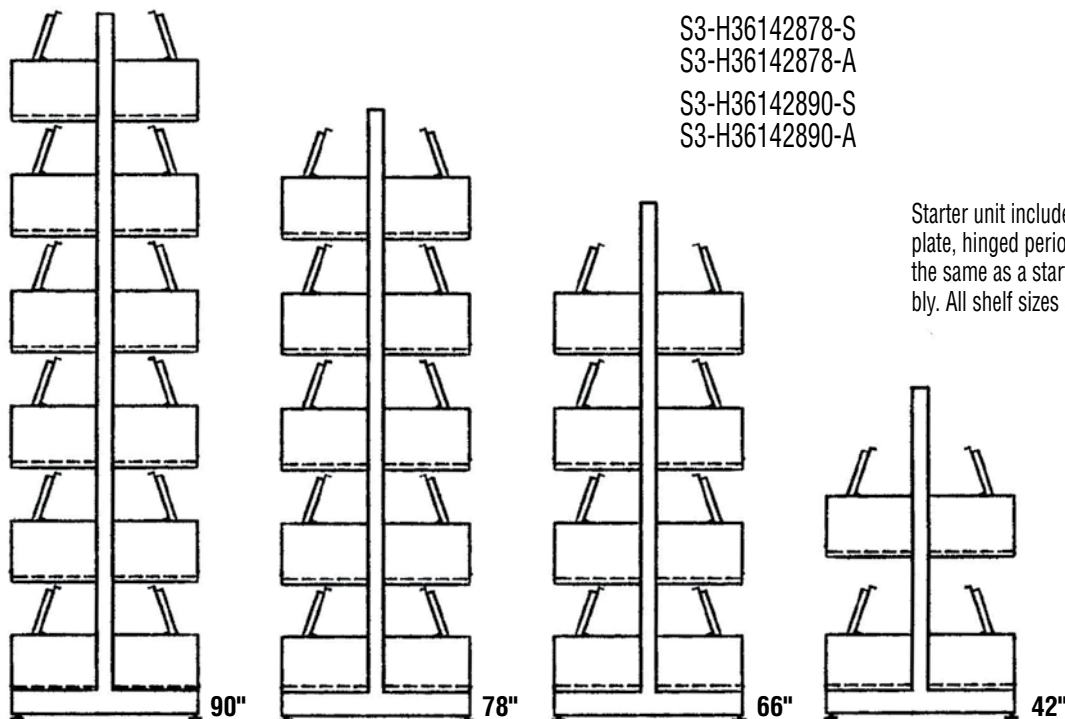
Single Face

| CATALOG NO. | SHELF | WEIGHT |
|----------------|-------|--------|
| S3-H36141442-S | 14 | 65 |
| S3-H36141442-A | 14 | 56½ |
| S3-H36141466-S | 14 | 107 |
| S3-H36141466-A | 14 | 94½ |
| S3-H36141478-S | 14 | 128½ |
| S3-H36141478-A | 14 | 114 |
| S3-H36141490-S | 14 | 148 |
| S3-H36141490-A | 14 | 132 |



Double Face

| CATALOG NO. | SHELF | WEIGHT |
|----------------|-------|--------|
| S3-H36142842-S | 14 | 104 |
| S3-H36142842-A | 14 | 93½ |
| S3-H36142866-S | 14 | 182 |
| S3-H36142866-A | 14 | 166½ |
| S3-H36142878-S | 14 | 218 |
| S3-H36142878-A | 14 | 201½ |
| S3-H36142890-S | 14 | 255 |
| S3-H36142890-A | 14 | 237 |



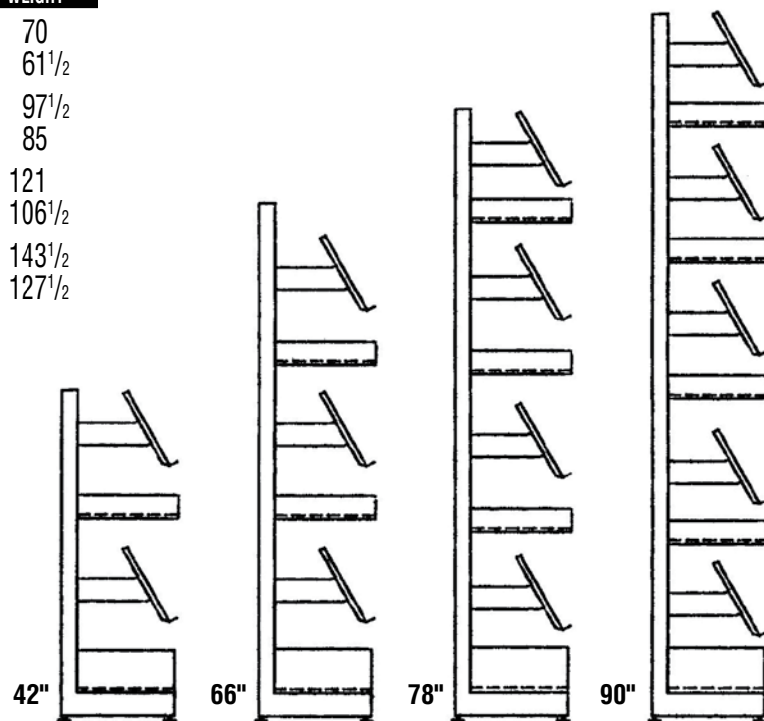
Starter unit includes two column assemblies, cross bars, kick plate, hinged periodical shelves and end brackets. Adder unit is the same as a starter except it includes only one column assembly. All shelf sizes are nominal.

System 30®

Fixed Periodical Units

Single Face

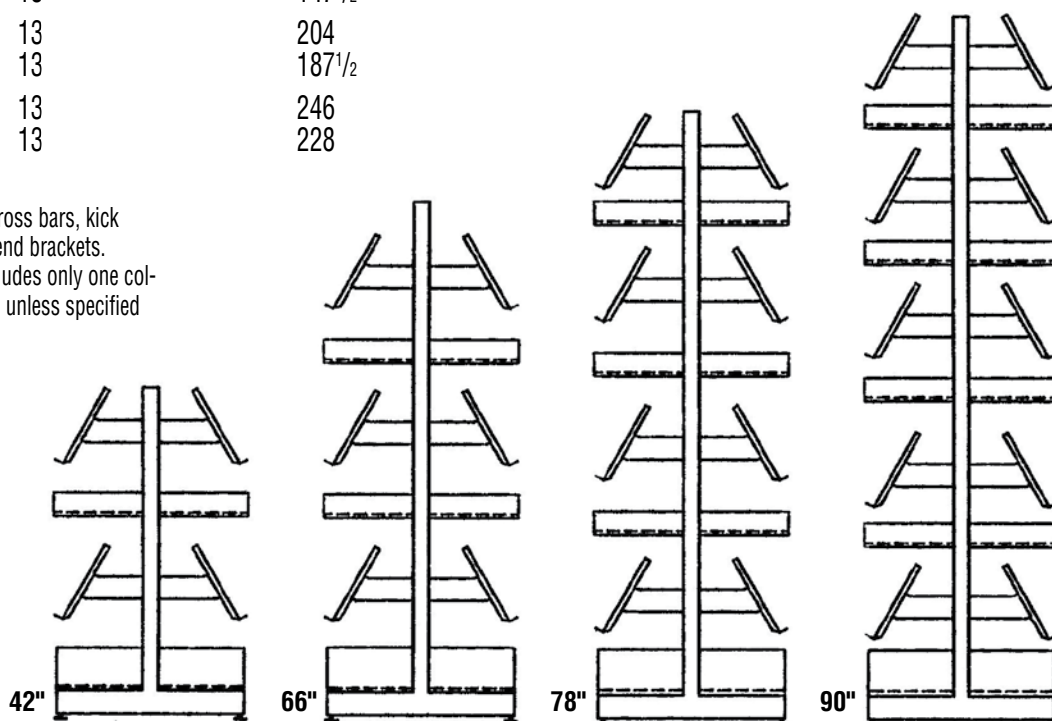
| CATALOG NO. | SHELF | WEIGHT |
|----------------|-------|--------|
| S3-F36131342-S | 13 | 70 |
| S3-F36131342-A | 13 | 61½ |
| S3-F36131366-S | 13 | 97½ |
| S3-F36131366-A | 13 | 85 |
| S3-F36131378-S | 13 | 121 |
| S3-F36131378-A | 13 | 106½ |
| S3-F36131390-S | 13 | 143½ |
| S3-F36131390-A | 13 | 127½ |



Double Face

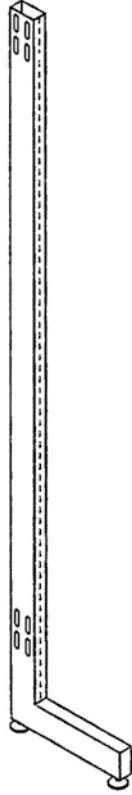
| CATALOG NO. | SHELF | WEIGHT |
|----------------|-------|--------|
| S3-F36132642-S | 13 | 114 |
| S3-F36132642-A | 13 | 103½ |
| S3-F36132666-S | 13 | 163 |
| S3-F36132666-A | 13 | 147½ |
| S3-F36132678-S | 13 | 204 |
| S3-F36132678-A | 13 | 187½ |
| S3-F36132690-S | 13 | 246 |
| S3-F36132690-A | 13 | 228 |

Starter unit includes two column assemblies, cross bars, kick plate, fixed periodical shelf, storage shelf, and end brackets.
 Adder unit is the same as a starter except it includes only one column assembly. 30° periodical shelf is furnished unless specified otherwise.
 All shelf sizes are nominal.



System 30®

Column Assembly



Single Faced (1¼ x 2½–14 gauge)

| CATALOG NO. | NOMINAL SHELF DEPTH | OVERALL UPRIGHT DEPTH | NOMINAL HEIGHT | WEIGHT |
|-------------|---------------------|-----------------------|----------------|--------|
| S3-SCA0942 | 9 | 10½ | 42 | 7½ |
| S3-SCA1042 | 10 | 11½ | 42 | 8 |
| S3-SCA1142 | 11 | 12½ | 42 | 8 |
| S3-SCA1342 | 13 | 14½ | 42 | 8½ |
| S3-SCA1442 | 14 | 15½ | 42 | 8½ |
| S3-SCA1742 | 17 | 18½ | 42 | 9 |
| S3-SCA0960 | 9 | 10½ | 60 | 11 |
| S3-SCA1060 | 10 | 11½ | 60 | 11½ |
| S3-SCA1160 | 11 | 12½ | 60 | 11½ |
| S3-SCA1360 | 13 | 14½ | 60 | 12 |
| S3-SCA1460 | 14 | 15½ | 60 | 12 |
| S3-SCA1760 | 17 | 18½ | 60 | 12½ |
| S3-SCA0966 | 9 | 10½ | 66 | 11½ |
| S3-SCA1066 | 10 | 11½ | 66 | 12 |
| S3-SCA1166 | 11 | 12½ | 66 | 12 |
| S3-SCA1366 | 13 | 14½ | 66 | 12½ |
| S3-SCA1466 | 14 | 15½ | 66 | 12½ |
| S3-SCA1766 | 17 | 18½ | 66 | 13 |
| S3-SCA0972 | 9 | 10½ | 72 | 13 |
| S3-SCA1072 | 10 | 11½ | 72 | 13½ |
| S3-SCA1172 | 11 | 12½ | 72 | 13½ |
| S3-SCA1372 | 13 | 14½ | 72 | 14 |
| S3-SCA1472 | 14 | 15½ | 72 | 14 |
| S3-SCA1772 | 17 | 18½ | 72 | 14½ |
| S3-SCA0978 | 9 | 10½ | 78 | 13½ |
| S3-SCA1078 | 10 | 11½ | 78 | 14 |
| S3-SCA1178 | 11 | 12½ | 78 | 14 |
| S3-SCA1378 | 13 | 14½ | 78 | 14½ |
| S3-SCA1478 | 14 | 15½ | 78 | 14½ |
| S3-SCA1778 | 17 | 18½ | 78 | 15 |
| S3-SCA0984 | 9 | 10½ | 84 | 14 |
| S3-SCA1084 | 10 | 11½ | 84 | 14½ |
| S3-SCA1184 | 11 | 12½ | 84 | 14½ |
| S3-SCA1384 | 13 | 14½ | 84 | 15 |
| S3-SCA1484 | 14 | 15½ | 84 | 15 |
| S3-SCA1784 | 17 | 18½ | 84 | 15½ |
| S3-SCA0990 | 9 | 10½ | 90 | 15 |
| S3-SCA1090 | 10 | 11½ | 90 | 15½ |
| S3-SCA1190 | 11 | 12½ | 90 | 15½ |
| S3-SCA1390 | 13 | 14½ | 90 | 16 |
| S3-SCA1490 | 14 | 15½ | 90 | 16 |
| S3-SCA1790 | 17 | 18½ | 90 | 16½ |

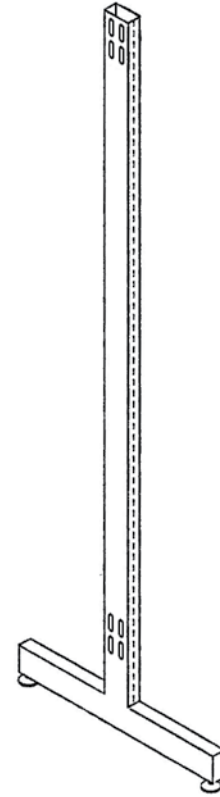
Actual height of upright is 1" less than the nominal height. This allows for the leveler and 1/4" of adjustment.

System 30®

Column Assembly

Double Faced (1¼ x 2½–14 gauge)

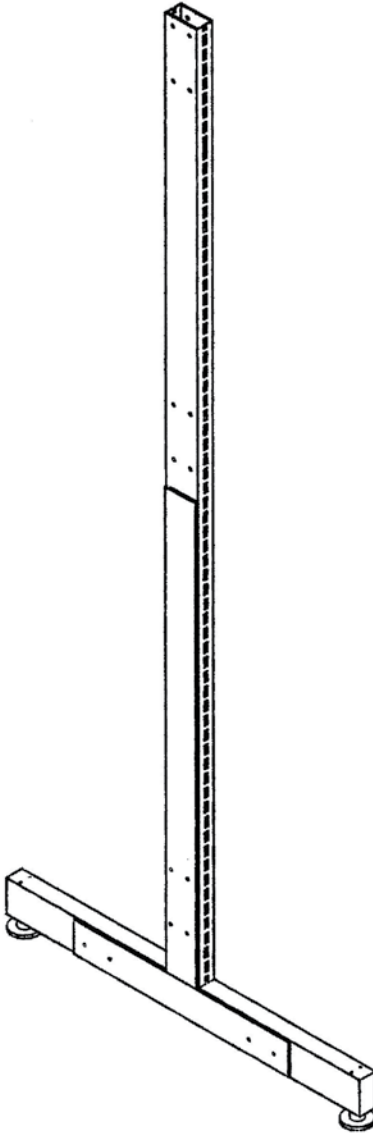
| CATALOG NO. | NOMINAL SHELF DEPTH | OVERALL UPRIGHT DEPTH | NOMINAL HEIGHT | WEIGHT |
|-------------|---------------------|-----------------------|----------------|--------|
| S3-DCA1842 | 9 | 18½ | 42 | 9 |
| S3-DCA2042 | 10 | 20½ | 42 | 9½ |
| S3-DCA2242 | 11 | 22½ | 42 | 10 |
| S3-DCA2642 | 13 | 26½ | 42 | 10½ |
| S3-DCA2842 | 14 | 28½ | 42 | 10½ |
| S3-DCA3442 | 17 | 34½ | 42 | 11½ |
| S3-DCA1860 | 9 | 18½ | 60 | 13 |
| S3-DCA2060 | 10 | 20½ | 60 | 13½ |
| S3-DCA2260 | 11 | 22½ | 60 | 14 |
| S3-DCA2660 | 13 | 26½ | 60 | 14½ |
| S3-DCA2860 | 14 | 28½ | 60 | 14½ |
| S3-DCA3460 | 17 | 34½ | 60 | 15½ |
| S3-DCA1866 | 9 | 18½ | 66 | 14 |
| S3-DCA2066 | 10 | 20½ | 66 | 14½ |
| S3-DCA2266 | 11 | 22½ | 66 | 15 |
| S3-DCA2666 | 13 | 26½ | 66 | 15½ |
| S3-DCA2866 | 14 | 28½ | 66 | 15½ |
| S3-DCA3466 | 17 | 34½ | 66 | 16½ |
| S3-DCA1872 | 9 | 18½ | 72 | 14½ |
| S3-DCA2072 | 10 | 20½ | 72 | 15 |
| S3-DCA2272 | 11 | 22½ | 72 | 15½ |
| S3-DCA2672 | 13 | 26½ | 72 | 16 |
| S3-DCA2872 | 14 | 28½ | 72 | 16 |
| S3-DCA3472 | 17 | 34½ | 72 | 17 |
| S3-DCA1878 | 9 | 18½ | 78 | 15 |
| S3-DCA2078 | 10 | 20½ | 78 | 15½ |
| S3-DCA2278 | 11 | 22½ | 78 | 16 |
| S3-DCA2678 | 13 | 26½ | 78 | 16½ |
| S3-DCA2878 | 14 | 28½ | 78 | 16½ |
| S3-DCA3478 | 17 | 34½ | 78 | 17½ |
| S3-DCA1884 | 9 | 18½ | 84 | 16 |
| S3-DCA2084 | 10 | 20½ | 84 | 16½ |
| S3-DCA2284 | 11 | 22½ | 84 | 16½ |
| S3-DCA2684 | 13 | 26½ | 84 | 17 |
| S3-DCA2884 | 14 | 28½ | 84 | 17 |
| S3-DCA3484 | 17 | 34½ | 84 | 18½ |
| S3-DCA1890 | 9 | 18½ | 90 | 16½ |
| S3-DCA2090 | 10 | 20½ | 90 | 17 |
| S3-DCA2290 | 11 | 22½ | 90 | 17½ |
| S3-DCA2690 | 13 | 26½ | 90 | 18 |
| S3-DCA2890 | 14 | 28½ | 90 | 18 |
| S3-DCA3490 | 17 | 34½ | 90 | 19 |



Actual height of upright is 1" less than the nominal height. This allows for the leveler and 1/4" of adjustment.

System 30®

Column Assembly



Double Faced (1¹/₄ x 2¹/₂–14 gauge for Seismic Zone 3)

| CATALOG NO. | NOMINAL SHELF DEPTH | OVERALL UPRIGHT DEPTH | NOMINAL HEIGHT | WEIGHT |
|--------------|---------------------|--------------------------------|----------------|--------------------------------|
| S3-DCA1872-3 | 9 | 18 ¹ / ₂ | 72 | 25 |
| S3-DCA2072-3 | 10 | 20 ¹ / ₂ | 72 | 26 |
| S3-DCA2272-3 | 11 | 22 ¹ / ₂ | 72 | 27 |
| S3-DCA2672-3 | 13 | 26 ¹ / ₂ | 72 | 28 |
| S3-DCA2872-3 | 14 | 28 ¹ / ₂ | 72 | 29 |
| S3-DCA3472-3 | 17 | 34 ¹ / ₂ | 72 | 31 |
| S3-DCA1878-3 | 9 | 18 ¹ / ₂ | 78 | 25 ¹ / ₂ |
| S3-DCA2078-3 | 10 | 20 ¹ / ₂ | 78 | 26 ¹ / ₂ |
| S3-DCA2278-3 | 11 | 22 ¹ / ₂ | 78 | 27 ¹ / ₂ |
| S3-DCA2678-3 | 13 | 26 ¹ / ₂ | 78 | 28 ¹ / ₂ |
| S3-DCA2878-3 | 14 | 28 ¹ / ₂ | 78 | 29 ¹ / ₂ |
| S3-DCA3478-3 | 17 | 34 ¹ / ₂ | 78 | 31 ¹ / ₂ |
| S3-DCA1884-3 | 9 | 18 ¹ / ₂ | 84 | 26 ¹ / ₂ |
| S3-DCA2084-3 | 10 | 20 ¹ / ₂ | 84 | 27 ¹ / ₂ |
| S3-DCA2284-3 | 11 | 22 ¹ / ₂ | 84 | 28 ¹ / ₂ |
| S3-DCA2684-3 | 13 | 26 ¹ / ₂ | 84 | 29 ¹ / ₂ |
| S3-DCA2884-3 | 14 | 28 ¹ / ₂ | 84 | 30 ¹ / ₂ |
| S3-DCA3484-3 | 17 | 34 ¹ / ₂ | 84 | 32 ¹ / ₂ |
| S3-DCA1890-3 | 9 | 18 ¹ / ₂ | 90 | 28 |
| S3-DCA2090-3 | 10 | 20 ¹ / ₂ | 90 | 29 |
| S3-DCA2290-3 | 11 | 22 ¹ / ₂ | 90 | 30 |
| S3-DCA2690-3 | 13 | 26 ¹ / ₂ | 90 | 31 |
| S3-DCA2890-3 | 14 | 28 ¹ / ₂ | 90 | 32 |
| S3-DCA3490-3 | 17 | 34 ¹ / ₂ | 90 | 34 |

To meet seismic zone 3 requirements, use the above special column assemblies along with seismic middle cross bar and seismic bottom cross bar as shown on page 18. The top cross bar can be our standard cross bar. In addition to this, the units must be floor anchored at the outer end of each upright assembly. A special angle plate is furnished which is attached to the upright assemblies with 1/4" machine bolts. Floor anchors are not included.

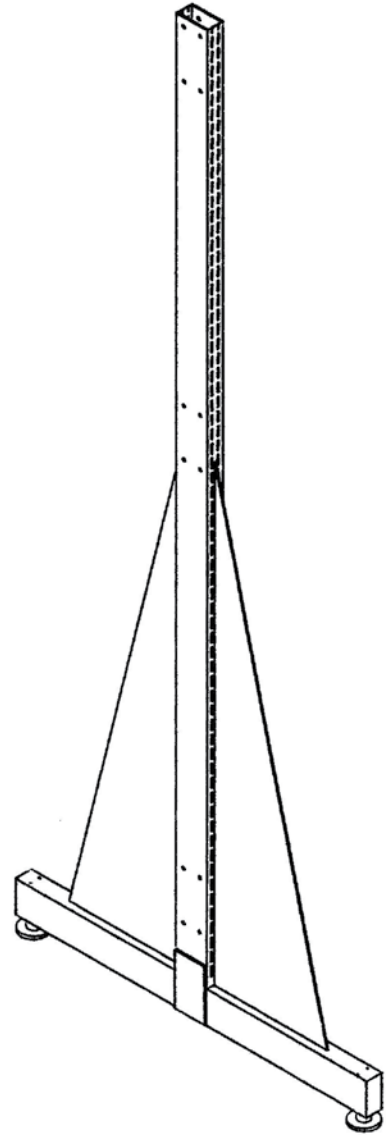
System 30®

Column Assembly

Double Faced (1¼ x 2½–14 gauge for Seismic Zone 4)

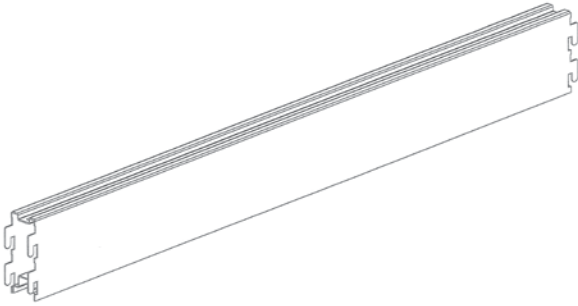
| CATALOG NO. | NOMINAL SHELF DEPTH | OVERALL UPRIGHT DEPTH | NOMINAL HEIGHT | WEIGHT |
|--------------|---------------------|-----------------------|----------------|--------|
| S3-DCA1872-4 | 9 | 18½ | 72 | 24 |
| S3-DCA2072-4 | 10 | 20½ | 72 | 25 |
| S3-DCA2272-4 | 11 | 22½ | 72 | 26 |
| S3-DCA2672-4 | 13 | 26½ | 72 | 28 |
| S3-DCA2872-4 | 14 | 28½ | 72 | 30 |
| S3-DCA3472-4 | 17 | 34½ | 72 | 33 |
| S3-DCA1878-4 | 9 | 18½ | 78 | 24½ |
| S3-DCA2078-4 | 10 | 20½ | 78 | 25½ |
| S3-DCA2278-4 | 11 | 22½ | 78 | 26½ |
| S3-DCA2678-4 | 13 | 26½ | 78 | 28½ |
| S3-DCA2878-4 | 14 | 28½ | 78 | 30½ |
| S3-DCA3478-4 | 17 | 34½ | 78 | 33½ |
| S3-DCA1884-4 | 9 | 18½ | 84 | 25½ |
| S3-DCA2084-4 | 10 | 20½ | 84 | 26½ |
| S3-DCA2284-4 | 11 | 22½ | 84 | 27½ |
| S3-DCA2684-4 | 13 | 26½ | 84 | 29½ |
| S3-DCA2884-4 | 14 | 28½ | 84 | 31½ |
| S3-DCA3484-4 | 17 | 34½ | 84 | 34½ |
| S3-DCA1890-4 | 9 | 18½ | 90 | 26 |
| S3-DCA2090-4 | 10 | 20½ | 90 | 27 |
| S3-DCA2290-4 | 11 | 22½ | 90 | 28 |
| S3-DCA2690-4 | 13 | 26½ | 90 | 30½ |
| S3-DCA2890-4 | 14 | 28½ | 90 | 32 |
| S3-DCA3490-4 | 17 | 34½ | 90 | 35 |

To meet seismic zone 4 requirements, use the above special column assemblies along with seismic top and bottom cross bars as shown on page 18. Sway braces must be added at a minimum of every 4th section (call for pricing). In addition to this the units must be floor anchored at the outer end of each upright assembly. A special angle plate is furnished which is attached to the upright assemblies with tek screws. Floor anchors are not included. Must order special kick plates as shown on page 18. Uprights are double slotted instead of single slotted. Gussets are welded to the upright assemblies except at ends of ranges where a steel plate is welded to the upright in lieu of a gusset.



System 30®

Cross Bars



3 x 1 x 14 Gauge Open Channel

| CATALOG NO. | SIZE | WEIGHT |
|-------------|------|--------|
| S3-CROSS30 | 30 | 5 |
| S3-CROSS36 | 36 | 6 |

Two cross bars are needed per section.

Use in seismic zones 1, 2a, 2b, and on top in seismic zone 3.

3 x 1 x 16 Gauge Open Channel (Seismic Zone 4)

| CATALOG NO. | SIZE | WEIGHT |
|--------------|------|--------|
| S3-CROSS30-4 | 30 | 4 |
| S3-CROSS36-4 | 36 | 5 |

Use at top and the bottom in seismic zone 4 only.

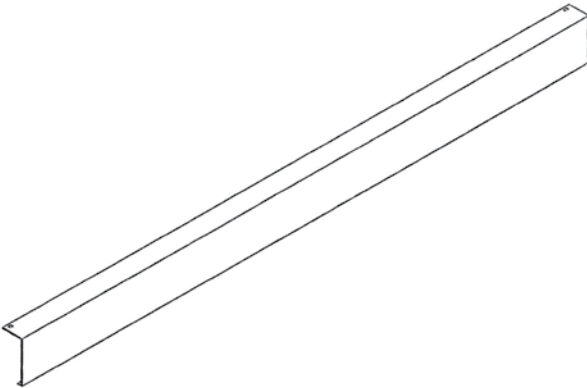
Middle/Bottom Cross Bars

3 x 1 x 14 Gauge Closed Tube (Seismic Zone 3)

| CATALOG NO. | SIZE | WEIGHT |
|--------------|------|--------|
| S3-CROSS30-3 | 30 | 6 |
| S3-CROSS36-3 | 36 | 7 |

Use in the middle and the bottom in seismic zone 3 only.

Kick Plate



2 1/2" High x 20 Gauge

| CATALOG NO. | SIZE | WEIGHT |
|-------------|------|--------|
| S3-KP30 | 30 | 1 1/2 |
| S3-KP36 | 36 | 1 1/2 |

One kick plate is used on single faced units and two on double face.

Kick plate attaches with 2 drop in rivets.

For Seismic Zone 4

| CATALOG NO. | SIZE | WEIGHT |
|-------------|------|--------|
| S3-KP30-S | 30 | 1 1/2 |
| S3-KP36-S | 36 | 1 1/2 |

Use in seismic zone 4 only.

System 30®

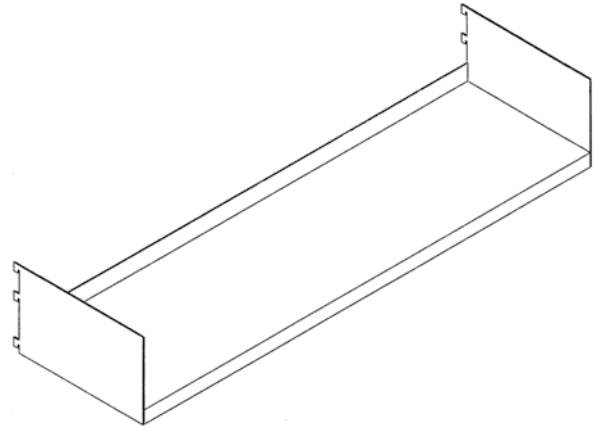
Integral Back Shelves

1 1/4" High Back Edge

| CATALOG NO. | SIZE | WEIGHT |
|-------------|---------|--------|
| S3-INT3009 | 30 x 9 | 6 1/2 |
| S3-INT3010 | 30 x 10 | 7 |
| S3-INT3011 | 30 x 11 | 8 |
| S3-INT3013 | 30 x 13 | 9 |
| S3-INT3017 | 30 x 17 | 11 |
| S3-INT3609 | 36 x 9 | 7 1/2 |
| S3-INT3610 | 36 x 10 | 8 |
| S3-INT3611 | 36 x 11 | 8 1/2 |
| S3-INT3613 | 36 x 13 | 10 |
| S3-INT3617 | 36 x 17 | 12 |

Includes 6" high flat end brackets.

Add an (s) after the catalog number if used with seismic zone 4 column assemblies.

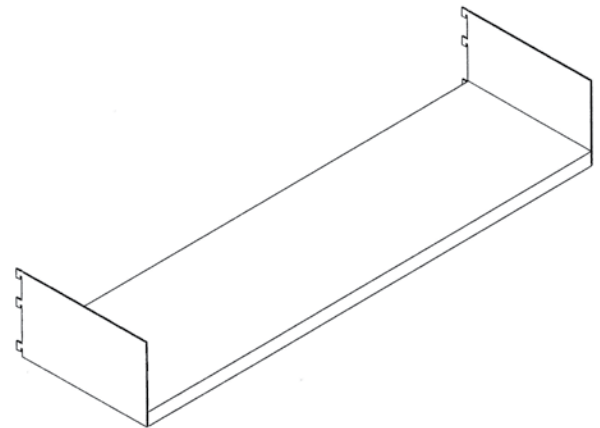


Standard Flat Shelves

| CATALOG NO. | SIZE | WEIGHT |
|-------------|---------|--------|
| S3-AS3009 | 30 x 9 | 6 1/2 |
| S3-AS3010 | 30 x 10 | 7 |
| S3-AS3011 | 30 x 11 | 8 |
| S3-AS3013 | 30 x 13 | 9 |
| S3-AS3017 | 30 x 17 | 11 |
| S3-AS3609 | 36 x 9 | 7 1/2 |
| S3-AS3610 | 36 x 10 | 8 |
| S3-AS3611 | 36 x 11 | 8 1/2 |
| S3-AS3613 | 36 x 13 | 9 |
| S3-AS3617 | 36 x 17 | 11 |

Includes 6" high flat end brackets.

Add an (s) after the catalog number if used with seismic zone 4 column assemblies.



All sizes shown are nominal. Over all shelf size is 1" less than nominal.

System 30®

Adjustable Backstop

| CATALOG NO. | SIZE | WEIGHT |
|-------------|------|--------|
| S3-BSTOP36 | 36" | 2 |

Used with standard flat shelves to prevent material from sliding through to the other side of a double face unit.

Divider Shelves

Comes with 3 dividers per shelf

| CATALOG NO. | SIZE | WEIGHT |
|-------------|---------|--------|
| S3-DIV3010 | 30 x 10 | 16 |
| S3-DIV3013 | 30 x 13 | 19 |
| S3-DIV3610 | 36 x 10 | 17 |
| S3-DIV3613 | 36 x 13 | 20 |

Includes 8" high flat end brackets.

Dividers

| CATALOG NO. | SIZE | WEIGHT |
|-------------|--------|--------|
| S3-DIV78 | 7 x 8 | 1 |
| S3-DIV711 | 7 x 11 | 1 |

Hinged Periodical Shelves

With Integral Back Shelf

| CATALOG NO. | SIZE | WEIGHT |
|-------------|---------|--------|
| S3-HIN3614 | 36 x 14 | 17 |
| S3-HIN3617 | 36 x 17 | 20 |

Includes 8" high flat end brackets. Back issues are stored out of sight behind the sloped display shelf. Display shelf is 14" high.

Hinged Periodical Shelves

With Plexiglass Covers

| CATALOG NO. | SIZE | WEIGHT |
|----------------|---------|--------|
| S3-HIN3614PLEX | 36 x 14 | 19 |
| S3-HIN3617PLEX | 36 x 17 | 22 |

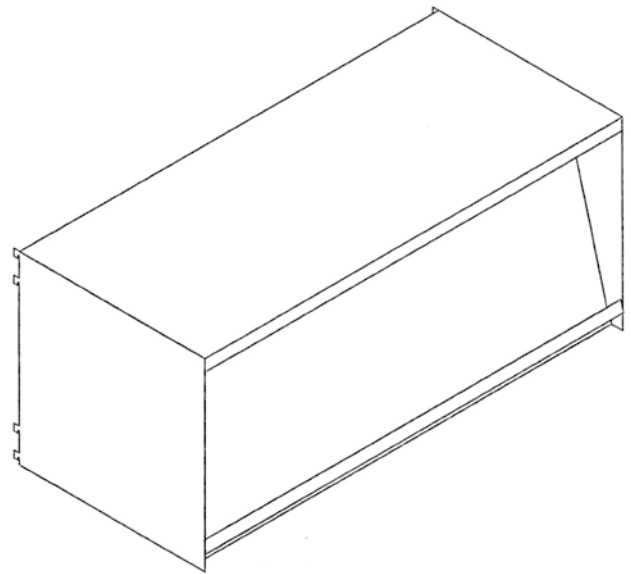
Ideal for displaying and storing newspapers.

System 30®

Tip-Up Periodical Cabinet

| CATALOG NO. | SIZE | WEIGHT |
|---------------|---------|--------|
| S3-PERCAB3617 | 36 x 17 | 38 |

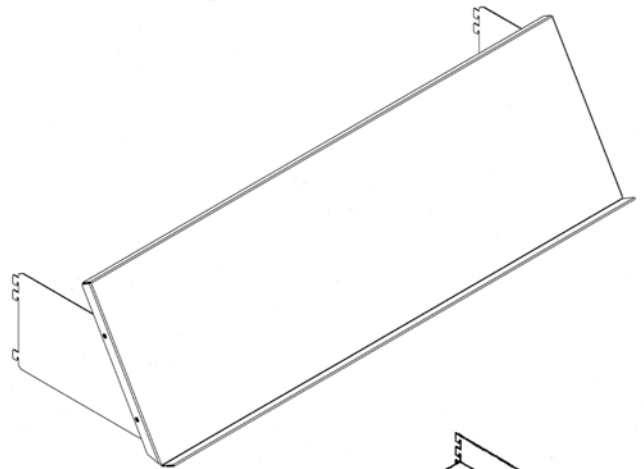
Ideal for increased storage of back issues. Provides up to 12 1/2" of storage height. Ideal for storing back issues in Princeton type boxes. 11 boxes will fit on a shelf.



Fixed Periodical Shelves

| CATALOG NO. | SIZE | SLOPE | WEIGHT |
|---------------|---------|-------|--------|
| S3-FIX3613-30 | 36 x 13 | 30° | 9 1/2 |
| S3-FIX3613-45 | 36 x 13 | 45° | 9 1/2 |

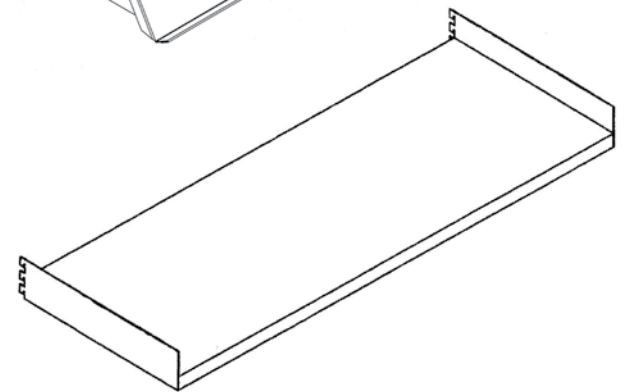
Includes brackets. Ideal for displaying periodicals. Back issues are stored on our storage shelf which must be ordered separately. Display shelf is 11" high with 1" front flange.



Storage Shelf

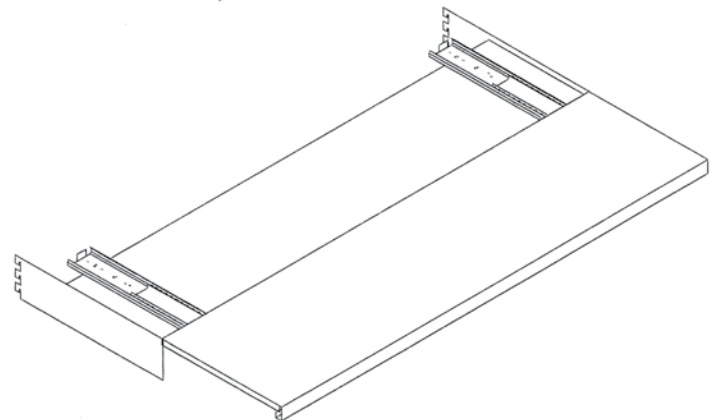
| CATALOG NO. | SIZE | WEIGHT |
|-------------|---------|--------|
| S3-STOR3612 | 36 x 12 | 10 |

Includes brackets. Used in conjunction with fixed periodical shelf for storage of back issues.



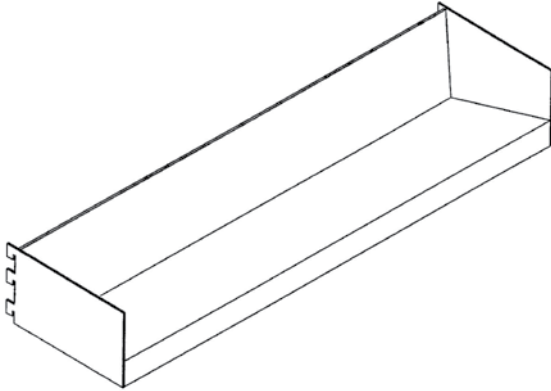
Sliding Reference Shelf

| CATALOG NO. | SIZE | WEIGHT |
|-------------|---------|--------|
| S3-REF3609 | 36 x 9 | 10 |
| S3-REF3610 | 36 x 10 | 10 1/2 |
| S3-REF3611 | 36 x 11 | 11 |
| S3-REF3613 | 36 x 13 | 11 |
| S3-REF3617 | 36 x 17 | 12 |



System 30®

Multi Media Display Shelf



| CATALOG NO. | SIZE | WEIGHT |
|-------------|--------|--------|
| S3-PB3609 | 36 x 9 | 12 |

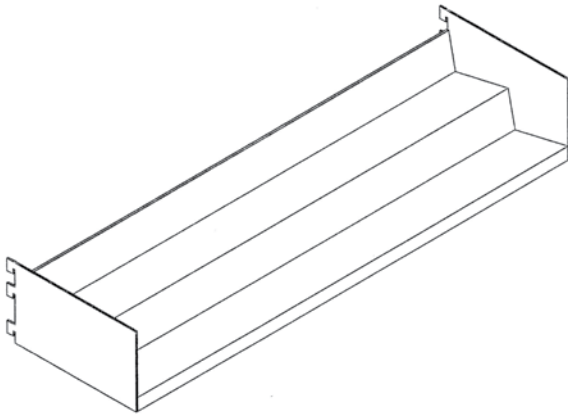
Comes complete with 8" high end brackets. Flat surface of shelf measures 6" deep. Ideal for storage/display of CDs, videos and paperback books.

Can also be furnished with slots on 1" centers and 5 dividers. Order as follows:

| CATALOG NO. | SIZE | WEIGHT |
|---------------|--------|--------|
| S3-PB3609-DIV | 36 x 9 | 15 |

Will hold 85 CDs per shelf or 28 videos.

Double Tier Cassette Shelf



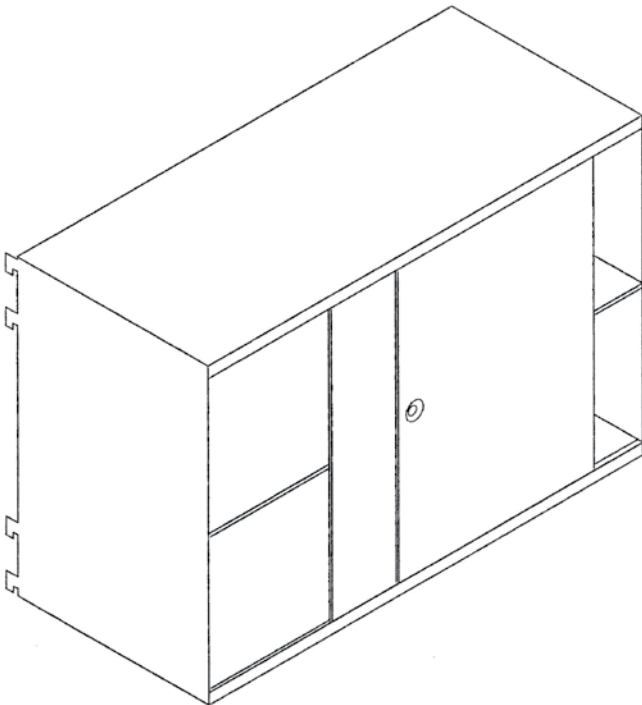
| CATALOG NO. | SIZE | WEIGHT |
|-------------|---------|--------|
| S3-DT3610 | 36 x 10 | 9½ |

Includes brackets. Will hold 102 cassettes.

Sliding Door Cabinet 2 Sliding Doors

| CATALOG NO. | SIZE | WEIGHT |
|----------------|-----------------|--------|
| S3-SSCAB361724 | 36w x 17d x 24h | 65 |

Comes with lock and one adjustable shelf.



System 30®

Multi-Media Cabinet

| CATALOG NO. | SIZE | WEIGHT |
|-------------|---------|--------|
| S3-MMCAB36 | 36 x 17 | 53 |

Includes lock.

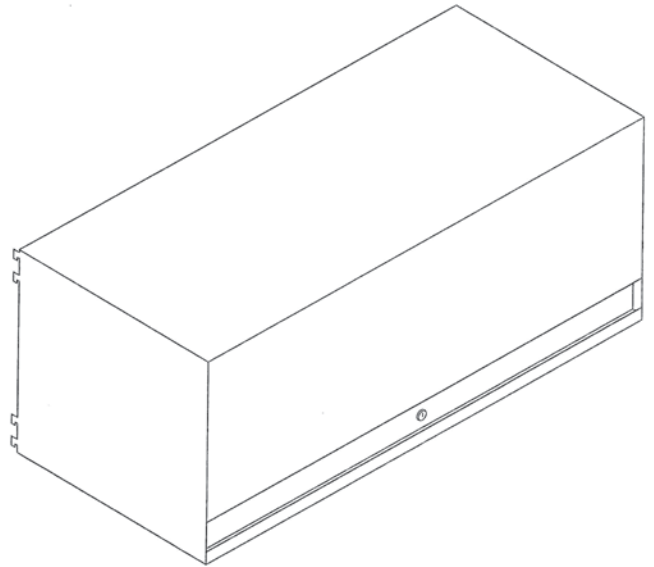
| | | |
|--------------|---------|----|
| S3-MMCAB36-1 | 36 x 17 | 59 |
|--------------|---------|----|

Includes lock and one pull-out frame.

| | | |
|--------------|---------|----|
| S3-MMCAB36-2 | 36 x 17 | 65 |
|--------------|---------|----|

Includes lock and two pull-out frames.

Door slides up and out of view for easy access to storage trays. Trays must be ordered separately. Cabinet measures 36"w x 16"h x 16"d.



Cabinet Storage Trays

Each tray comes with one divider.

| CATALOG NO. | SIZE | WEIGHT |
|-------------|---|--------|
| S3-CASSETTE | 3 x 4 ⁷ / ₁₆ x 12 ³ / ₄ | 3 |

Each tray will hold 18 audio cassettes.
Each pull-out frame will hold 7 trays.

| | | |
|----------|--|---|
| S3-VIDEO | 3 ¹ / ₄ x 7 ⁵ / ₈ x 12 ³ / ₄ | 4 |
|----------|--|---|

Each tray will hold 11 video cassettes.
Each pull-out frame will hold 4 trays.

| | | |
|--------------|--|---|
| S3-MICROFILM | 3 ⁷ / ₈ x 4 x 12 ³ / ₄ | 3 |
|--------------|--|---|

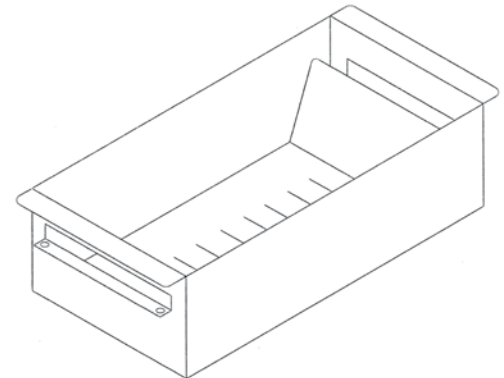
Each tray will hold 7 boxes.
Each pull-out frame will hold 8 trays.

| | | |
|---------------|--|---|
| S3-MICROFICHE | 4 x 6 ¹ / ₈ x 12 ³ / ₄ | 4 |
|---------------|--|---|

Each tray will hold 905 microfiches.
Each pull-out frame will hold 5 trays.

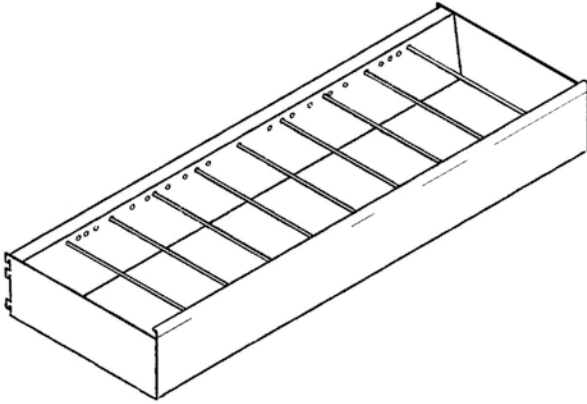
| | | |
|-------|--|---|
| S3-CD | 4 ¹ / ₂ x 5 x 12 ³ / ₄ | 4 |
|-------|--|---|

Each tray will hold 29 CDs.
Each pull-out frame will hold 6 trays.



System 30®

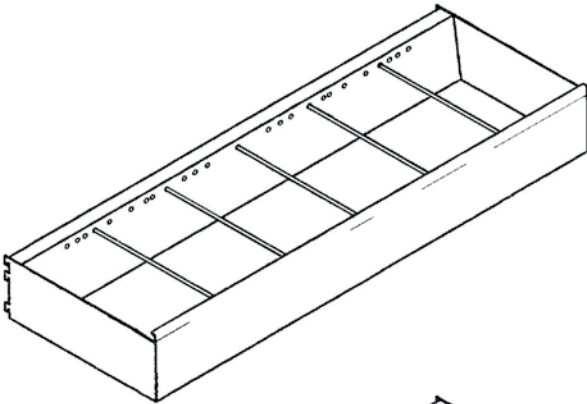
Browsing Boxes for Audio/Visual Media



Single Tier Browsing Box for Audio Cassettes

| CATALOG NO. | SIZE | WEIGHT |
|--------------------|-------------|--------|
| S3-STBROWSE3613-AC | 36 x 13 x 4 | 17 |

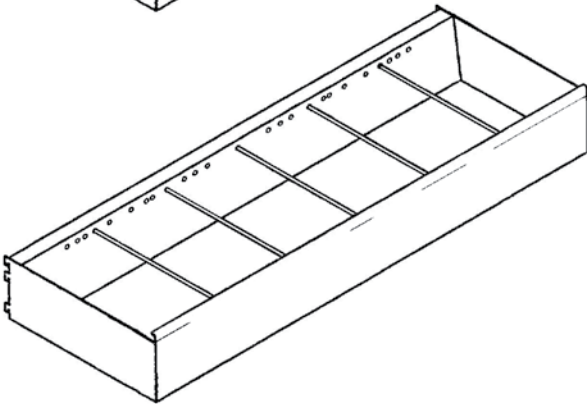
Box has 10 compartments for audio cassettes.
Capacity: 120 audio cassettes.



Single Tier Browsing Box for CDs

| CATALOG NO. | SIZE | WEIGHT |
|--------------------|-------------|--------|
| S3-STBROWSE3613-CD | 36 x 13 x 4 | 17 |

Box has 6 compartments for CDs.
Capacity: 114 CDs.



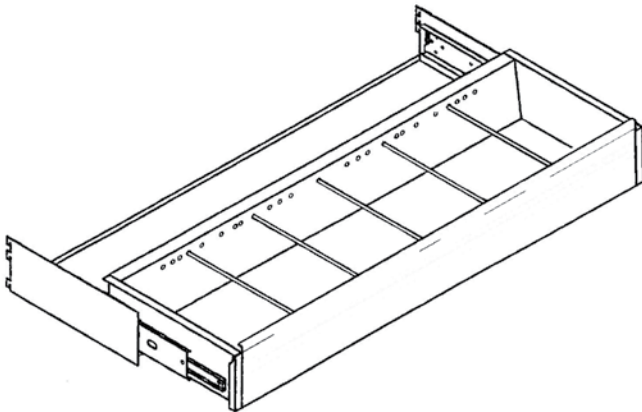
Single Tier Browsing Box for DVDs

| CATALOG NO. | SIZE | WEIGHT |
|---------------------|-------------|--------|
| S3-STBROWSE3613-DVD | 36 x 13 x 4 | 17 |

Box has 6 compartments for DVDs.
Capacity: 72 DVDs.

Single Tier Pull-Out Browsing Box

All of our browsing boxes can be made in a pull out design.
Capacities are the same as the regular browsing box.
Simply add the letters PO after the catalog numbers listed above.



System 30®

Double Tier Browsing Box for Audio Cassettes

| CATALOG NO. | SIZE | WEIGHT |
|--------------------|-------------|--------|
| S3-DTBROWSE3617-AC | 36 x 17 X 8 | 29 |

Box has 20 compartments for audio cassettes.
Capacity: 160 audio cassettes.

Double Tier Browsing Box for CDs

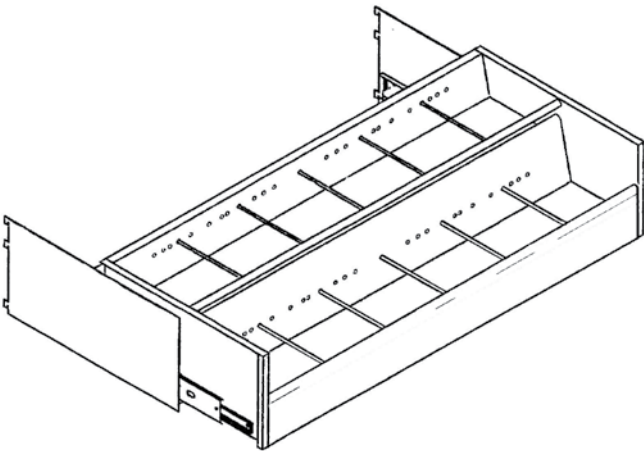
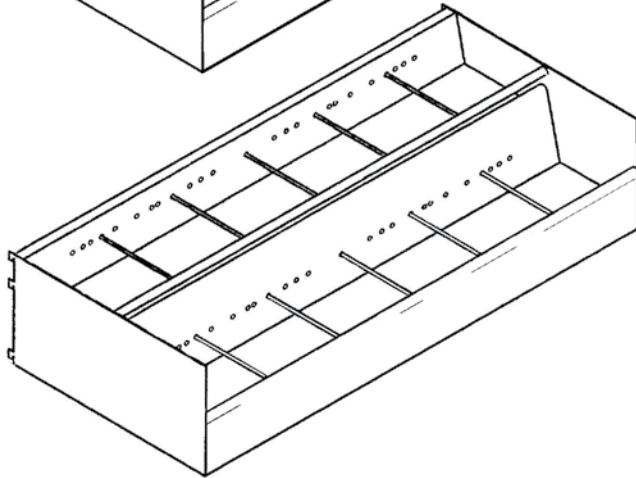
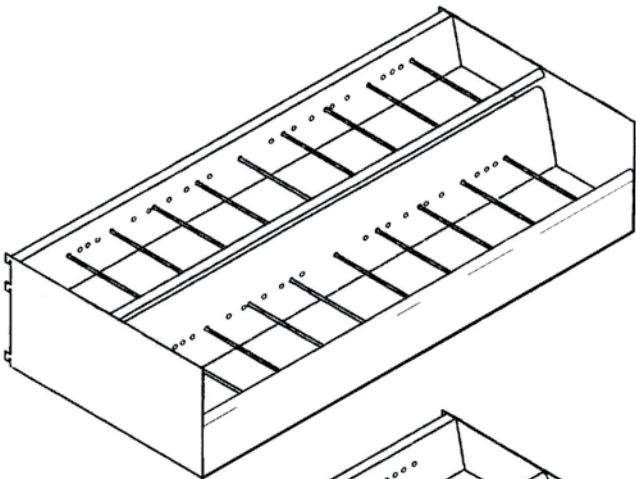
| CATALOG NO. | SIZE | WEIGHT |
|--------------------|-------------|--------|
| S3-DTBROWSE3617-CD | 36 x 17 X 8 | 29 |

Box has 12 compartments for CDs.
Capacity: 144 CDs.

All of our browsing boxes are designed to be adjustable in the field.

Double Tier Pull-Out Browsing Box

All of our browsing boxes can be made in a pull out design.
Capacities are the same as the regular browsing box.
Simply add the letters PO after the catalog numbers listed above.



System 30®

Hang-Up Bag Rack

| CATALOG NO. | SIZE | WEIGHT |
|-------------|---------|--------|
| S3-BAG3612 | 36 x 12 | 4 |

Rod measures 7/16" in Diameter. Hang-up bags hang on front rod. Back rod prevents bags from swinging. Will accept most size bags. Ideal for storage of odd size materials.

Zig-Zag Display

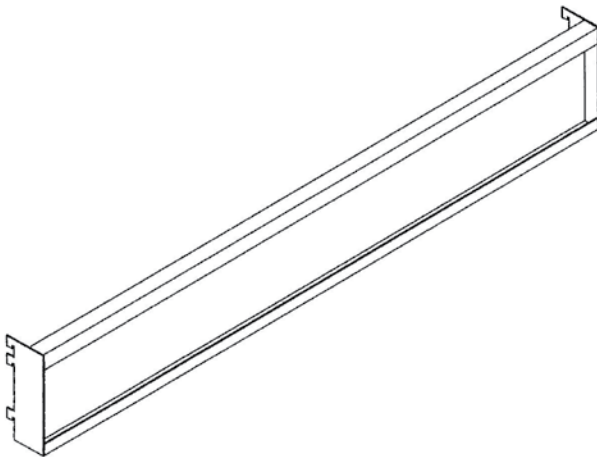
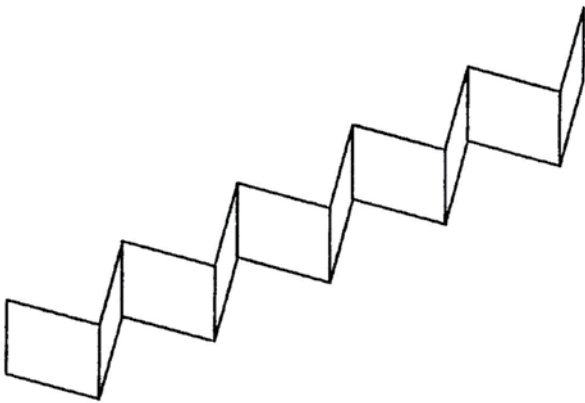
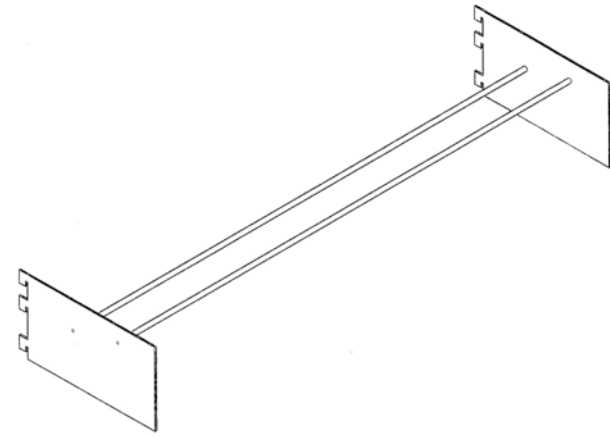
| CATALOG NO. | SIZE | WEIGHT |
|-------------|--------|--------|
| S3-ZIGZAG36 | 36 x 4 | 3 |

Includes zig-zag only. Shelf must be ordered separately. Attaches to shelf with small angle brackets and double sided tape.

Display System

| CATALOG NO. | SIZE | WEIGHT |
|----------------|--------------------------------------|--------|
| S3-DIS3606-AC | 36 x 5 ⁵ / ₈ | 6 |
| S3-DIS3607-CD | 36 x 5 ¹¹ / ₁₆ | 7 |
| S3-DIS3609-DVD | 36 x 8 ¹ / ₄ | 10 |

Used to display cassettes, CDs, DVDs in an upright position. Ideal for use above browsing boxes.



System 30®

Steel Canopy Tops

Starter Unit Single Faced

| CATALOG NO. | SIZE | WEIGHT |
|--------------|---------|--------|
| S3-TOP3609-S | 36 x 9 | 6 |
| S3-TOP3610-S | 36 x 10 | 6½ |
| S3-TOP3611-S | 36 x 11 | 7 |
| S3-TOP3613-S | 36 x 13 | 8 |
| S3-TOP3617-S | 36 x 17 | 9½ |

Starter canopy top comes with 1 pair of brackets.

Adder Unit Single Faced

| CATALOG NO. | SIZE | WEIGHT |
|--------------|---------|--------|
| S3-TOP3609-A | 36 x 9 | 5 |
| S3-TOP3610-A | 36 x 10 | 5½ |
| S3-TOP3611-A | 36 x 11 | 6 |
| S3-TOP3613-A | 36 x 13 | 7 |
| S3-TOP3617-A | 36 x 17 | 8½ |

Adder single faced canopy top comes with 1 bracket only.

Starter Unit Double Faced

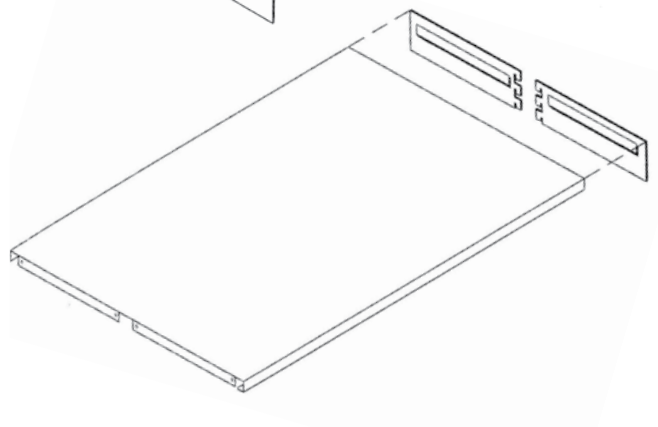
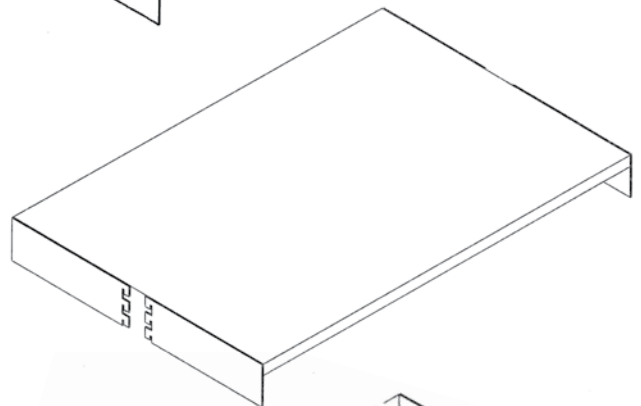
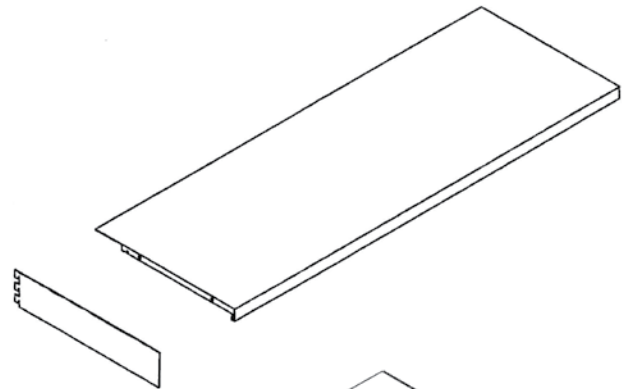
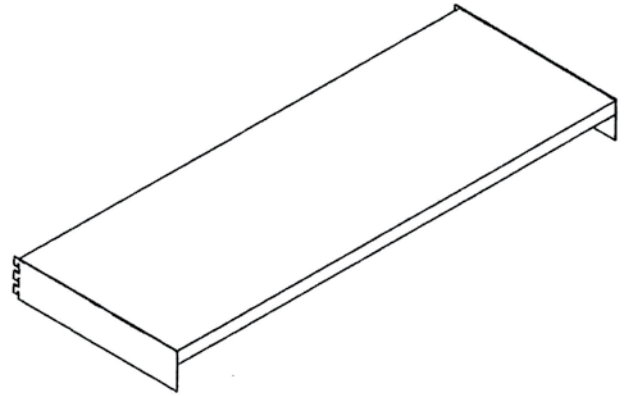
| CATALOG NO. | SIZE | WEIGHT |
|--------------|---------|--------|
| S3-TOP3618-S | 36 x 18 | 12 |
| S3-TOP3620-S | 36 x 20 | 13 |
| S3-TOP3622-S | 36 x 22 | 14 |
| S3-TOP3626-S | 36 x 26 | 16 |
| S3-TOP3634-S | 36 x 34 | 19 |

Starter canopy top comes with 2 pairs of brackets.

Adder Unit Double Faced


| CATALOG NO. | SIZE | WEIGHT |
|--------------|---------|--------|
| S3-TOP3618-A | 36 x 18 | 10 |
| S3-TOP3620-A | 36 x 20 | 11 |
| S3-TOP3622-A | 36 x 22 | 12 |
| S3-TOP3626-A | 36 x 26 | 14 |
| S3-TOP3634-A | 36 x 34 | 17 |

Adder double face canopy top comes with 2 brackets only.



System 30®

Steel End Panels



Single Faced

| CATALOG NO. | SIZE | WEIGHT |
|--------------|--|--------------------------------|
| S3-END0942 | 10 ⁹ / ₁₆ X 40 ⁵ / ₈ | 11 |
| S3-END1042 | 11 ⁹ / ₁₆ X 40 ⁵ / ₈ | 12 |
| S3-END1142 | 12 ⁹ / ₁₆ X 40 ⁵ / ₈ | 13 |
| S3-END1342 | 14 ⁹ / ₁₆ X 40 ⁵ / ₈ | 14 |
| S3-END1442HP | 15 ⁹ / ₁₆ X 40 ⁵ / ₈ | 15 |
| S3-END1742 | 18 ⁹ / ₁₆ X 40 ⁵ / ₈ | 17 |
| S3-END0960 | 10 ⁹ / ₁₆ X 58 ⁵ / ₈ | 16 |
| S3-END1060 | 11 ⁹ / ₁₆ X 58 ⁵ / ₈ | 17 |
| S3-END1160 | 12 ⁹ / ₁₆ X 58 ⁵ / ₈ | 18 |
| S3-END1360 | 14 ⁹ / ₁₆ X 58 ⁵ / ₈ | 19 ¹ / ₂ |
| S3-END1460HP | 15 ⁹ / ₁₆ X 58 ⁵ / ₈ | 20 ¹ / ₂ |
| S3-END1760 | 18 ⁹ / ₁₆ X 58 ⁵ / ₈ | 24 |
| S3-END0966 | 10 ⁹ / ₁₆ X 64 ⁵ / ₈ | 18 |
| S3-END1066 | 11 ⁹ / ₁₆ X 64 ⁵ / ₈ | 19 |
| S3-END1166 | 12 ⁹ / ₁₆ X 64 ⁵ / ₈ | 20 |
| S3-END1366 | 14 ⁹ / ₁₆ X 64 ⁵ / ₈ | 21 ¹ / ₂ |
| S3-END1466HP | 15 ⁹ / ₁₆ X 64 ⁵ / ₈ | 22 ¹ / ₂ |
| S3-END1766 | 18 ⁹ / ₁₆ X 64 ⁵ / ₈ | 26 |
| S3-END0972 | 10 ⁹ / ₁₆ X 70 ⁵ / ₈ | 20 |
| S3-END1072 | 11 ⁹ / ₁₆ X 70 ⁵ / ₈ | 21 |
| S3-END1172 | 12 ⁹ / ₁₆ X 70 ⁵ / ₈ | 22 |
| S3-END1372 | 14 ⁹ / ₁₆ X 70 ⁵ / ₈ | 24 |
| S3-END1472HP | 15 ⁹ / ₁₆ X 70 ⁵ / ₈ | 25 |
| S3-END1772 | 18 ⁹ / ₁₆ X 70 ⁵ / ₈ | 29 |
| S3-END0978 | 10 ⁹ / ₁₆ X 76 ⁵ / ₈ | 22 |
| S3-END1078 | 11 ⁹ / ₁₆ X 76 ⁵ / ₈ | 23 |
| S3-END1178 | 12 ⁹ / ₁₆ X 76 ⁵ / ₈ | 24 |
| S3-END1378 | 14 ⁹ / ₁₆ X 76 ⁵ / ₈ | 26 |
| S3-END1478HP | 15 ⁹ / ₁₆ X 76 ⁵ / ₈ | 27 |
| S3-END1778 | 18 ⁹ / ₁₆ X 76 ⁵ / ₈ | 31 |
| S3-END0984 | 10 ⁹ / ₁₆ X 82 ⁵ / ₈ | 24 |
| S3-END1084 | 11 ⁹ / ₁₆ X 82 ⁵ / ₈ | 24 ¹ / ₂ |
| S3-END1184 | 12 ⁹ / ₁₆ X 82 ⁵ / ₈ | 25 ¹ / ₂ |
| S3-END1384 | 14 ⁹ / ₁₆ X 82 ⁵ / ₈ | 27 ¹ / ₂ |
| S3-END1484HP | 15 ⁹ / ₁₆ X 82 ⁵ / ₈ | 28 ¹ / ₂ |
| S3-END1784 | 18 ⁹ / ₁₆ X 82 ⁵ / ₈ | 33 |
| S3-END0990 | 10 ⁹ / ₁₆ X 88 ⁵ / ₈ | 25 |
| S3-END1090 | 11 ⁹ / ₁₆ X 88 ⁵ / ₈ | 26 |
| S3-END1190 | 12 ⁹ / ₁₆ X 88 ⁵ / ₈ | 27 |
| S3-END1390 | 14 ⁹ / ₁₆ X 88 ⁵ / ₈ | 29 |
| S3-END1490HP | 15 ⁹ / ₁₆ X 88 ⁵ / ₈ | 30 |
| S3-END1790 | 18 ⁹ / ₁₆ X 88 ⁵ / ₈ | 36 |

Each end panel will add 7⁷/₁₆" to the length of a range.
Must specify left hand or right hand when ordering.


System 30®

Steel End Panels

Double Faced

| CATALOG NO. | SIZE | WEIGHT |
|--------------|---|--------|
| S3-END1842 | 18 ¹ / ₂ x 40 ⁵ / ₈ | 20 |
| S3-END2042 | 20 ¹ / ₂ x 40 ⁵ / ₈ | 21 |
| S3-END2242 | 22 ¹ / ₂ x 40 ⁵ / ₈ | 22 |
| S3-END2642 | 26 ¹ / ₂ x 40 ⁵ / ₈ | 24 |
| S3-END2842HP | 28 ¹ / ₂ x 40 ⁵ / ₈ | 26 |
| S3-END3442 | 34 ¹ / ₂ x 40 ⁵ / ₈ | 31 |
| S3-END1860 | 18 ¹ / ₂ x 58 ⁵ / ₈ | 29 |
| S3-END2060 | 20 ¹ / ₂ x 58 ⁵ / ₈ | 30 |
| S3-END2260 | 22 ¹ / ₂ x 58 ⁵ / ₈ | 32 |
| S3-END2660 | 26 ¹ / ₂ x 58 ⁵ / ₈ | 35 |
| S3-END2860HP | 28 ¹ / ₂ x 58 ⁵ / ₈ | 37 |
| S3-END3460 | 34 ¹ / ₂ x 58 ⁵ / ₈ | 42 |
| S3-END1866 | 18 ¹ / ₂ x 64 ⁵ / ₈ | 31 |
| S3-END2066 | 20 ¹ / ₂ x 64 ⁵ / ₈ | 32 |
| S3-END2266 | 22 ¹ / ₂ x 64 ⁵ / ₈ | 34 |
| S3-END2666 | 26 ¹ / ₂ x 64 ⁵ / ₈ | 37 |
| S3-END2866HP | 28 ¹ / ₂ x 64 ⁵ / ₈ | 39 |
| S3-END3466 | 34 ¹ / ₂ x 64 ⁵ / ₈ | 44 |
| S3-END1872 | 18 ¹ / ₂ x 70 ⁵ / ₈ | 36 |
| S3-END2072 | 20 ¹ / ₂ x 70 ⁵ / ₈ | 37 |
| S3-END2272 | 22 ¹ / ₂ x 70 ⁵ / ₈ | 39 |
| S3-END2672 | 26 ¹ / ₂ x 70 ⁵ / ₈ | 42 |
| S3-END2872HP | 28 ¹ / ₂ x 70 ⁵ / ₈ | 44 |
| S3-END3472 | 34 ¹ / ₂ x 70 ⁵ / ₈ | 49 |
| S3-END1878 | 18 ¹ / ₂ x 76 ⁵ / ₈ | 38 |
| S3-END2078 | 20 ¹ / ₂ x 76 ⁵ / ₈ | 39 |
| S3-END2278 | 22 ¹ / ₂ x 76 ⁵ / ₈ | 41 |
| S3-END2678 | 26 ¹ / ₂ x 76 ⁵ / ₈ | 44 |
| S3-END2878HP | 28 ¹ / ₂ x 76 ⁵ / ₈ | 46 |
| S3-END3478 | 34 ¹ / ₂ x 76 ⁵ / ₈ | 51 |
| S3-END1884 | 18 ¹ / ₂ x 82 ⁵ / ₈ | 40 |
| S3-END2084 | 20 ¹ / ₂ x 82 ⁵ / ₈ | 41 |
| S3-END2284 | 22 ¹ / ₂ x 82 ⁵ / ₈ | 43 |
| S3-END2684 | 26 ¹ / ₂ x 82 ⁵ / ₈ | 47 |
| S3-END2884HP | 28 ¹ / ₂ x 82 ⁵ / ₈ | 49 |
| S3-END3484 | 34 ¹ / ₂ x 82 ⁵ / ₈ | 54 |
| S3-END1890 | 18 ¹ / ₂ x 88 ⁵ / ₈ | 43 |
| S3-END2090 | 20 ¹ / ₂ x 88 ⁵ / ₈ | 44 |
| S3-END2290 | 22 ¹ / ₂ x 88 ⁵ / ₈ | 46 |
| S3-END2690 | 26 ¹ / ₂ x 88 ⁵ / ₈ | 51 |
| S3-END2890HP | 28 ¹ / ₂ x 88 ⁵ / ₈ | 53 |
| S3-END3490 | 34 ¹ / ₂ x 88 ⁵ / ₈ | 58 |

Each end panel will add 7/16" to the length of a range.



System 30®

Brackets For Wood End Panels

| CATALOG NO. | SIZE | WEIGHT |
|-----------------|------|--------|
| S3-WOODEPBKT-SF | SF | 5 |
| S3-WOODEPBKT-DF | DF | 7 |

Brackets For Wood Tops

Come in pairs

| CATALOG NO. | SIZE | WEIGHT |
|-------------|------|--------|
| S3-WOODBKT9 | 9 | 1½ |

This size is used on all depth units.

Closed Backs

| CATALOG NO. | SIZE | WEIGHT |
|-------------|---------|--------|
| S3-BACK3642 | 36 x 42 | 23 |
| S3-BACK3660 | 36 x 60 | 35 |
| S3-BACK3666 | 36 x 66 | 39 |
| S3-BACK3672 | 36 x 72 | 42½ |
| S3-BACK3678 | 36 x 78 | 45 |
| S3-BACK3684 | 36 x 84 | 46½ |
| S3-BACK3690 | 36 x 90 | 54 |

Closed backs fit between top and bottom cross bars.
Actual height of closed back is 9¾" less than the nominal height of the unit.

System 30®

Corner Filler

| CATALOG NO. | SIZE | WEIGHT |
|-------------|---------|--------|
| S3-CORNER | SPECIFY | 78 |


Filler comes complete with two sides and a top cap. Used in corner to fill in the space where two single faced units meet together.



Intermediate Filler

| CATALOG NO. | SIZE | WEIGHT |
|-------------|---------|--------|
| S3-INTER | SPECIFY | 96 |

Filler comes with two sides, a front, and a top cap. Used where double faced units meet single faced units along a wall.



Column Extender

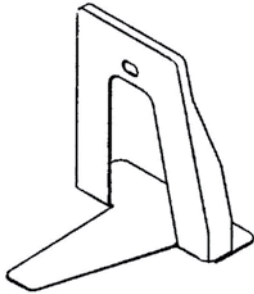
| CATALOG NO. | SIZE | WEIGHT |
|-------------|------|--------|
| S3-CEXT12 | 12 | 4 |

Used to increase the height of a unit. Splice plate of extender is bolted to the column where the top cross bar was located. Top cross bar is then re-attached at the top of the extender. Wall anchors are not included.



System 30®

Findable Book Support

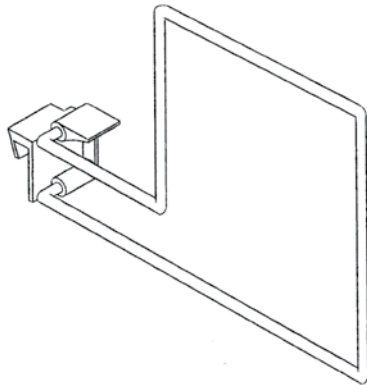


| CATALOG NO. | SIZE | WEIGHT |
|-------------|------|--------|
| S3-FIND6 | 6 | 1 |
| S3-FIND9 | 9 | 1½ |

Cork available on above.

Add the letter C to the end of the catalog number.

May be used on flat or integral back shelves.



Sliding Wire Book Support

| CATALOG NO. | SIZE | WEIGHT |
|-------------|--------|--------|
| S3-SBS6 | 6 x 6¾ | ½ |
| S3-SBS8 | 6 x 8¾ | ½ |

Used on Integral Back Shelves.



Wall Column Strips

| CATALOG NO. | SIZE | WEIGHT |
|-------------|---------|--------|
| S3-COL42 | 1⅜ x 42 | 3 |
| S3-COL60 | 1⅜ x 60 | 5 |
| S3-COL66 | 1⅜ x 66 | 5½ |
| S3-COL72 | 1⅜ x 72 | 6 |
| S3-COL78 | 1⅜ x 78 | 6½ |
| S3-COL84 | 1⅜ x 84 | 7 |
| S3-COL90 | 1⅜ x 90 | 8 |

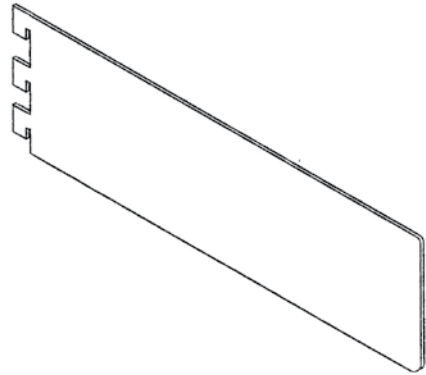
Two column strips are used for each starter section and one for each adder section. Ideal for areas above desks or where baseboard heating interferes with placing a closed base unit against the wall.

System 30®

Flat End Brackets 3" High

Single Bracket

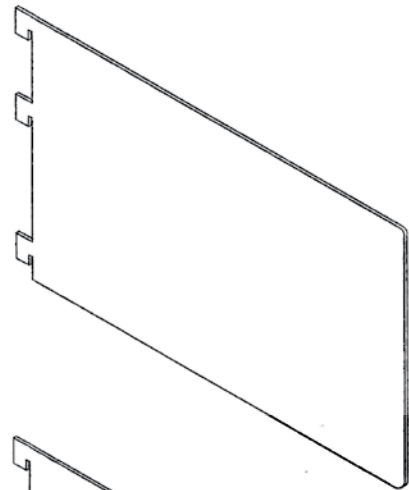
| CATALOG NO. | SIZE | WEIGHT |
|-------------|------|----------------|
| S3-SFEB09-3 | 9 | $\frac{3}{4}$ |
| S3-SFEB10-3 | 10 | $\frac{3}{4}$ |
| S3-SFEB11-3 | 11 | 1 |
| S3-SFEB13-3 | 13 | 1 |
| S3-SFEB17-3 | 17 | $1\frac{1}{4}$ |



Flat End Brackets 6" High

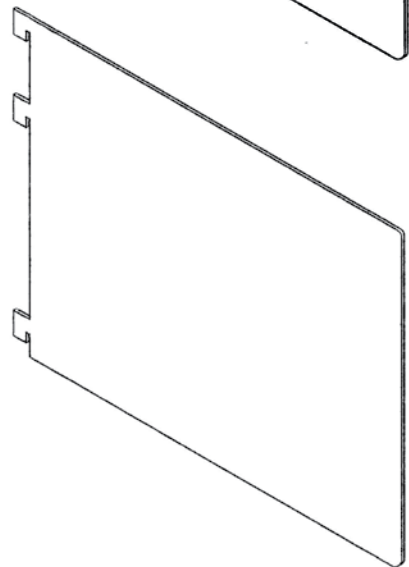
Single Bracket

| CATALOG NO. | SIZE | WEIGHT |
|-------------|------|----------------|
| S3-SFEB09-6 | 9 | 1 |
| S3-SFEB10-6 | 10 | $1\frac{1}{4}$ |
| S3-SFEB11-6 | 11 | $1\frac{1}{4}$ |
| S3-SFEB13-6 | 13 | $1\frac{1}{2}$ |
| S3-SFEB17-6 | 17 | 2 |



Flat End Brackets 8" High

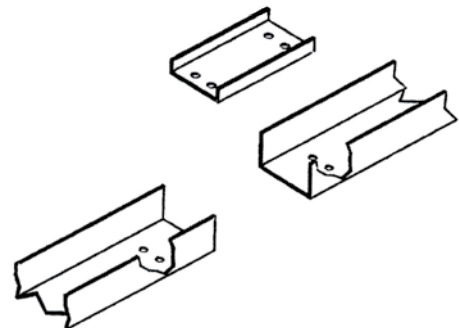
| CATALOG NO. | SIZE | WEIGHT |
|----------------|------|----------------|
| S3-SFEB09-8 | 9 | $1\frac{1}{4}$ |
| S3-SFEB10-8 | 10 | $1\frac{1}{2}$ |
| S3-SFEB11-8 | 11 | $1\frac{1}{2}$ |
| S3-SFEB13-8 | 13 | $1\frac{3}{4}$ |
| S3-SFEB14-8-HP | 14 | 2 |
| S3-SFEB17-8 | 17 | $2\frac{1}{4}$ |



Top Tie Strut

| CATALOG NO. | SIZE | WEIGHT |
|-------------|------|--------|
| S3-STRUT96 | 96 | 6 |

Fasten with tek screws to cross bar. Tek screws not included.



System 30®

Terms and Conditions

PRICES

All prices printed herein supersede all previous prices and are subject to change without notice. These prices are F.O.B. origin, Aurora, Illinois, exclude freight and are subject to an additional charge for special color, special packaging, states' sales or consumer taxes as required. One order constitutes one color with only one delivery address.

SALES POLICY

Possession of this price list does not constitute authority to purchase and/or sell products contained within. Aurora Storage Products has the right to refuse any purchase order.

GLOSS-TEK COLORS AND WOOD-TEK

Aurora Storage Products are coated in Gloss-Tek™ an eco-friendly, non-emissive textured powder coat. There are 31 standard colors; custom colors are available and are subject to longer lead time and an additional charge. A metal color chip of the special color is necessary for paint matching.

NOTE: Even with metal sample matching, shading and gloss can vary. Be careful when matching new equipment to product of the same color that has been in the field for several years. Products closely exposed to fluorescent lighting or sunlight can fade. If a perfect match is required, forward a sample to Customer Service.

WOOD-TEK PRODUCT

Orders of non-standard Wood-Tek stain and wood species require a stain match and approval. Special caution must be given to matching new product to product which has been in the field for several years. Product exposed to sunlight or fluorescent lighting can fade or darken. Aurora Storage Products will not guarantee or be responsible for the character of wood including natural variations in color, grain, and texture, and may differ slightly from sample.

TERMS OF PAYMENT

Net 30 days from date of invoice. We accept Visa and Master Card.

WEIGHTS

Weights are not intended to be used for structural load bearing calculations. Shipping weights can be obtained from Quik-Quote or by consulting Aurora Customer Service.

SPECIFICATIONS

Subject to change without notice.

DISCONTINUED ITEMS

We reserve the right, without notice, to discontinue the manufacture and sale of any items printed herein.

FREIGHT POLICY

Aurora Storage Products offers multiple freight options. Aurora Storage Products ship as Class 70, F.O.B., Aurora, IL 60506. Other freight options include:

- Third Party, F.O.B. point of destination
- Collect, F.O.B. point of destination
- Prepaid and add, F.O.B. point of origin
- UPS shipments will ship prepaid and add actual cost.
- PRIME Program (Positive Rate Information and Management Equalizer) is a very competitive freight program that allows Aurora Storage Products to pass full freight discounts directly to all Authorized Aurora Product Dealers.

Normal delivery is dock-to-dock. Special requests such as inside delivery, lift gate service, residential delivery, etc. are subject to additional charges. All accessorial changes not requested on purchase order will be the responsibility of the consignee.

Delivery date and time are at the discretion of the carrier within reasonable transit time unless special arrangements have been made between the customer and Aurora Storage Products.

Customer routed shipments and pick-ups must be picked up from Aurora Storage Products within 48 hours of notification that the shipment is ready or Aurora Storage Products will ship prepaid and add.

TITLE TO MERCHANDISE

Title to merchandise shall pass to the buyer upon delivery by Aurora Storage Products to the carrier on FOB Factory. Buyer acknowledges that once Aurora Storage Products delivers goods to the carrier, title to the goods and risk of loss will pass to the buyer. If the goods are damaged by the carrier while in transit, the buyer has the sole obligation of seeking recourse from the carrier. If the goods are lost by the carrier, buyer may at their option either:

- 1) File a freight claim with carrier.
- 2) Place a new purchase order with Aurora Storage Products.

ORDER CHANGES

Any changes to an order after 5 days of the date of the first order acknowledgement are subject to a change order fee of \$100 for every change.

At the discretion of Aurora Storage Products any changes to orders after receipt of an order acknowledgement are assigned a new delivery date regardless of the lead time quoted.

CANCELLATION CHARGES

If customer cancels an order after 5 days of the date of the first order acknowledgement, customer shall be subject to a charge of 20% percent of the net amount of the order.

SPECIAL ITEM CHANGES OR CANCELLATIONS

Non-standard, specially designed product, or purchased items such as Quik-Roll™ or laminates may not be changed, cancelled, or returned for credit. Aurora Storage Products reserves the right to determine what products are special.

DAMAGE IN TRANSIT

CAUTION: When you give the delivering carrier a clear receipt for a shipment in which there is damaged merchandise or a shortage, the carrier and Aurora Storage Products are relieved of further responsibility.

All packaging is in accordance with carrier requirements.

For your protection, before accepting any shipment, examine it carefully. If there is evidence of damage or a shortage, insist that the delivering carrier make suitable notation to that effect on the freight bill before you sign it.

If, after receipt of shipment, concealed damage is discovered, immediately **notify the delivering carrier**, requesting immediate inspection. The inspection report should be used to support your claim against the carrier. *NOTE:* Carriers require notification of concealed damage within 24 hours of delivery. Aurora Storage Products also needs to be notified of any concealed damage claims.

Any claim for damage or shortage on non-PRIME carrier shipments must be noted by you with the non-PRIME delivering carrier. Aurora Storage Products will not accept the return of merchandise damaged in transit. Your recourse is with the delivering carrier. Freight claim filing is the responsibility of the consignee and not Aurora Storage Products unless a PRIME carrier is used for the shipment.

SHIPMENT SHORTAGE CLAIMS

Shortage claims reported after 15 days beyond the shipment date will not be honored.

RETURN GOODS POLICY

1. Requests in writing for Return Goods Authorization must be made to the Aurora Storage Products Customer Service Department within 21 days of the shipment from Aurora Storage Products.
2. Aurora Storage Products will determine the eligibility to return any material and will notify the requester within 5 days upon receipt of written request. Aurora Storage Products will also instruct the requester to return the material to Aurora Storage Products or dispose of such before the issuance of the appropriate credit.
3. Special items and items not manufactured by Aurora Storage Products (purchased) will not be eligible for return.
4. Any material returned to Aurora Storage Products or disposed of without the proper authorization by Aurora Storage Products will be refused and no credit will be issued.
5. Returned goods must be shipped freight prepaid at the requester's expense within 30 days of receipt of written authorization. The requester must determine the carrier. If the RGA is due to a Aurora Storage Products error, freight can ship collect via PRIME carrier.
6. All material returned must be received in original packaging. Credit will be given on returned resalable material, only after receipt and inspection by Aurora Storage Products. All returned material must be accompanied by the Return Goods Authorization form. Credit for authorized returns are subject to a 25% restocking charge on the net acceptable material value.
7. Total value of returned material must exceed \$200.00 net.

SPECIAL PACKAGING

All material will be shipped in standard pack quantities unless otherwise specified on the purchase order. Where special requests are made for packaging that differs from the standard pack containment, customer bears full responsibility for the cost of such packaging as well as the condition of the product. Aurora Storage Products shall in no way be held responsible for improper packaging or damage in transit.

Aurora Storage Products reserves the right to change or modify packaging or package quantities without notice.

If customer requests that skidding be utilized, the customer shall bear the cost of the skids. At times it may be necessary to consider special crating. Consult the factory for crating charges.

PRODUCT ASSEMBLY

Aurora Storage Products are shipped "KD" (unassembled) and assembly is required at the job site. Consult appropriate installation manual.





Toll Free: 1-800-277-1699



MJ LIBRARY SHELVING BY
AURORA
A SOLUTION FOR EVERY STORY

Tel: 800-277-1699
Fax: 630-897-6994
E-mail: mail@aurorastorage.com
Web Site: www.aurorastorage.com
600 South Lake Street, Aurora, IL 60506
©2019 MJ Library Shelving by Aurora. All rights reserved.