



EVE  
PARK  
LONDON, ON

# SUITE PRICING

live well, lightly

**1, 2, & 3 Bedroom**  
SUITES AVAILABLE

COMFORT  
WITHOUT THE  
CARBON






Sustainable Living  
in London, ON





| unit<br>name                    | unit<br>configuration                      | int.<br>sqft | ext.<br>sqft | total<br>sqft | starting<br>price |
|---------------------------------|--|--------------|--------------|---------------|-------------------|
| <i>Woodfern</i><br>Woodfern     | <b>1 BEDROOM</b><br>1 BATH<br>GROUND FLOOR | 743          | 164          | 907           | <b>\$440,000</b>  |
| <i>Bergamot</i><br>Bergamot     | <b>2 BEDROOM</b><br>3 BATH<br>GROUND FLOOR | 1,486        | 164          | 1,650         | <b>\$654,000</b>  |
| <i>Gooseberry</i><br>Gooseberry | <b>2 BEDROOM</b><br>3 BATH<br>GROUND FLOOR | 1,498        | 155          | 1,653         | <b>\$575,000</b>  |
| <i>Indigo</i><br>Indigo         | <b>2 BEDROOM</b><br>3 BATH<br>GROUND FLOOR | 1,312        | 155          | 1,467         | <b>\$558,000</b>  |

Prices are subject to change without notice. Dimensions are approximate. Materials, specifications, and floor plans are subject to change without notice. Ext. sqft includes all patios and/or balconies. All renderings shown in marketing materials are artist's conceptions and may include upgrades. E.&O.E.

| unit<br>name   | unit<br>configuration                                  | int.<br>sqft | ext.<br>sqft | total<br>sqft | starting<br>price     |
|--|--|--------------|--------------|---------------|-----------------------|
| <br>Sumac      | <b>2 BEDROOM<br/>3 BATH</b><br>ELEVATED                | 1,850        | 96           | 1,946         | <b>\$665,000</b>      |
| <br>Hickory   | <b>2 BEDROOM<br/>3 BATH</b><br>ELEVATED                | 1,755        | 96           | 1,851         | <b>\$643,000</b>      |
| <br>Sycamore | <b>3 BEDROOM<br/>3 BATH</b><br>GROUND FLOOR            | 2,229        | 212          | 2,441         | <b>\$784,000</b>      |
| <br>Ironwood | <b>GARDEN SUITE<br/>UPGRADE OPTION</b><br>GROUND FLOOR |              |              |               | <b>Please Inquire</b> |
| <br>Maple    | <b>OPEN LOFT<br/>UPGRADE OPTION</b><br>GROUND FLOOR    |              |              |               | <b>Please Inquire</b> |

Prices are subject to change without notice. Dimensions are approximate. Materials, specifications, and floor plans are subject to change without notice. Ext. sqft includes all patios and/or balconies. All renderings shown in marketing materials are artist's conceptions and may include upgrades. E.&O.E.

## EVE Care\*

\$0.38 per sqft

(based on interior sqft only)

**Includes:** condo management, maintenance (common areas, parking tower, landscaping), high-speed fiber internet (1 Gbps), sustainability elements (for solar, microgrid, airsource heat pumps), waste management, common area water and electricity.

\*EVE Care includes traditional Condo Fees as well as added benefits unique to EVE Park.

## Occupancy estimated for Summer 2021

### Deposit Schedule

\$5,000 upon signing

5% - \$5,000 within 30 days

5% within 60 days

5% within 180 days

Final 5% to 20% on occupancy

Get In Touch...

**ANDREW BAKER**

EVE Park Client Care Specialist



519-341-3847



andrew@evepark.ca



**evepark.ca**