

Rewind Backups

Protect Your Data. Protect Your Clients.

Rewind maintains a continuous backup of all of your files.

This means you can restore:

- individual items, including attachments, reports, expenses, and more.
- multiple items at once, such as a group of reports.
- your complete QuickBooks files, exactly how you need them.

Key Benefits

- Minimize the risks of data loss in the cloud
- Greater access and control over your client data
- Automatic backups that update in near real-time
- Improve your cloud security posture
- Protect your reputation as a client advisor
- A dedicated account manager and support team available to help

Key Features

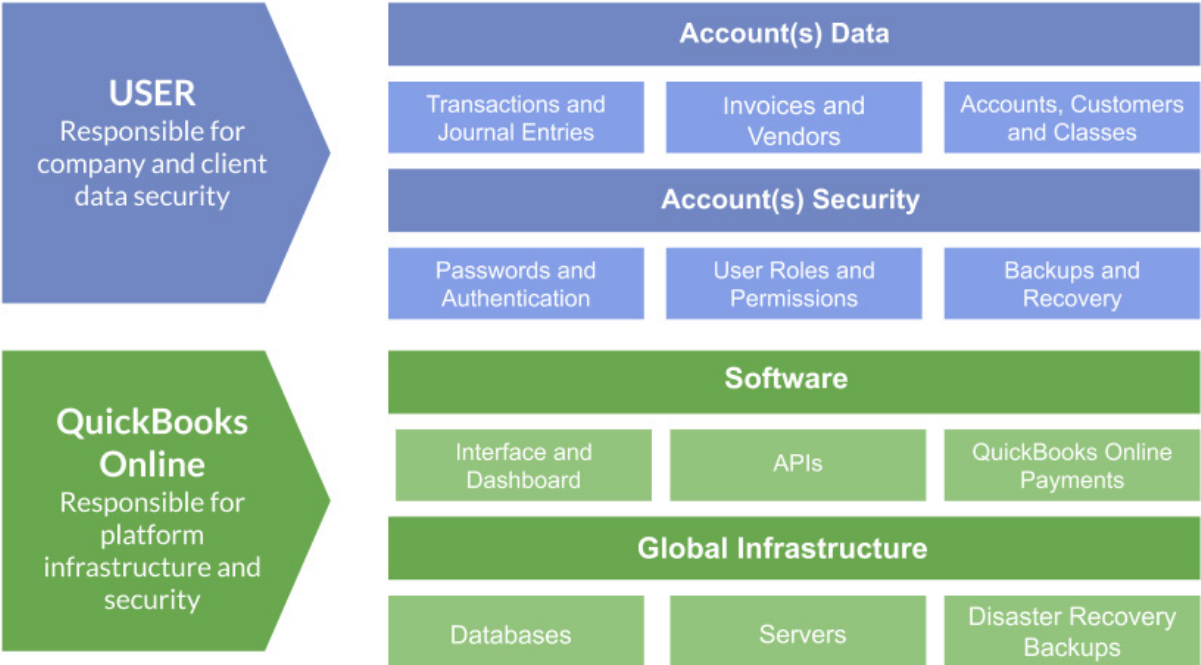
- AWS data center locations in Canada and US
- Quick implementation that requires no IT work
- Non-technical and easy to use interface to see your change log and perform data restores
- Complete flexibility over data restores with the choice to recover items without losing subsequent work or restore the entire account to a previous point in time
- One company account to access and manage backups of hundreds of clients
- Secure and encrypted data storage
- Automated client file backup
- On demand file data recovery
- Granular item recovery down to a transactional level

Automated Backups For QuickBooks Online

Accounting firms are relying more and more on cloud-based software, like QuickBooks Online, to manage and secure critical client data. However a recent report by KPMG found that 75% of SaaS customers have lost data in the cloud more than once.

Intuit’s QuickBooks Online (and most other cloud-based tools) maintain disaster recovery backups of their entire infrastructure. But they lack the ability to restore data on an individual account level. This means that if you or someone on your team or a client accidentally deleted transactions from a company file, that data is gone.

It all comes down to something called the Shared Responsibility Model. In short, this means that keeping your QuickBooks Online account data secure is a shared responsibility between QuickBooks Online and you, the account owner. QuickBooks Online takes care of the software, infrastructure and disaster recovery of the entire platform.



The Shared Responsibility Model is common across the majority of Cloud and Software-as-a-Service tools, not just QuickBooks Online. However this means **you, as the user, are responsible for password security, permissions given to users and third-party apps, and protecting all the data you put into your account.**

Owning these responsibilities increases your risks in the context of data protection. There are many ways all the vital information you depend on can be compromised or permanently deleted.

- **Human Error:**
Mistakes are inevitable but deleted transactions or wiped out sales receipts can take hours or days to fix.
- **Bad CVS Files:**
Imports are handy but can also cause chaos.
- **3rd-Party Apps:**
All the tools you installed into QuickBooks Online are incredibly useful, but also control large amounts of your data.
- **Malicious Attacks:**
Disgruntled employees, coordinated attacks, or even sharing a file with your client leaves data vulnerable.

That's where Rewind's automatic backups of QuickBooks Online can significantly reduce the risk of data loss and remove the burden on your team to maintain daily backups.

How Rewind Backups Work

Backing Up Data

There are three ways Rewind works to make sure your QuickBooks Online accounts are always backed up:

1. We run an automatic backup every night at 12am local time of new changes.

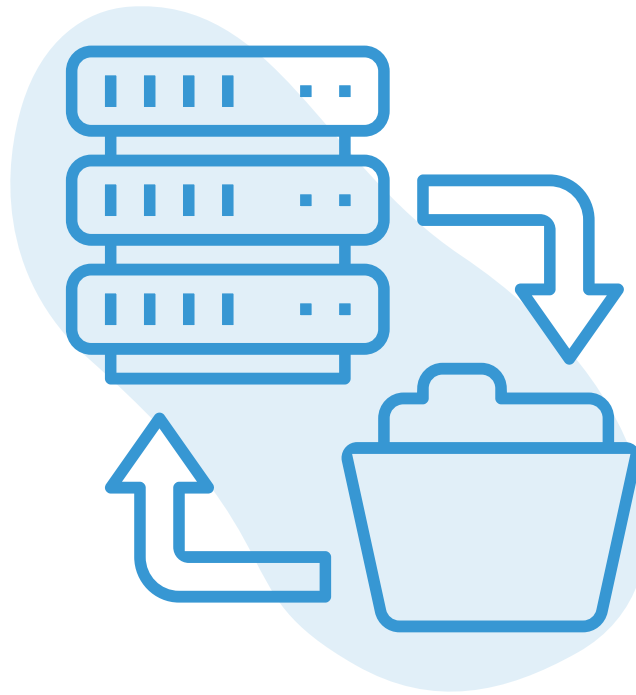


2. We run real-time, automatic backups while you work on your company file.

3. We offer you the ability to launch a manual backup whenever you need it.

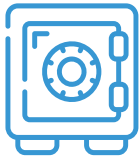


Rewind is a set it and forget it system. We will send you a weekly summary email of how your backups have been updated.



Restoring Data

You have a lot of flexibility in how you restore your data:



Restore a single item through the Vault (without losing any subsequent work).



Restore a group of items through the Account Rewind tab.



Restore an entire QuickBooks Online account through the Account Rewind tab.

What Does Rewind Backup?

Rewind leverages all available APIs to QuickBooks Online to backup data. At this time, you can backup and restore the following QuickBooks Online items using Rewind:

Transactions

- Bills
- Bill Payments
- Credit Memos
- Deposits
- Estimates
- Invoices
- Journal Entries
- Payments
- Purchases
- Purchase Orders
- Refund Receipts
- Sales Receipts
- Time Activities
- Transfers
- Vendors

Lists

- Accounts
- Attachments
- Classes
- Customers
- Departments
- Employees (except SSN field)
- Items
- Journal Codes (France only)
- Payment Methods
- Terms
- Vendors
- Preferences



Finally, we have a real undo option after a failed import into QuickBooks Online and more. This solution is a game-changer for anyone doing bookkeeping on the cloud and for our clients.

- **Geni Whitehouse**
CPA & International Keynote Speaker



Rewind Copy

Don't start from scratch. Copy instead.

Rewind Copy is the fastest and easiest tool to copy essential data from one file to another.

Automatically copy invoices, reports, expenses and more from one file to another - or to many files. Unlimited copies means you don't have to worry about manual time-consuming exports.

As a paid feature of our Backups app, Copy helps with

- **Speedy Cloud Audits:**

Freeze the data you need to audit into a separate file for fast and efficient cloud audits free from interruption of live data.

- **Testing New Apps:**

Avoid common software testing complications by testing the app in a duplicated file, keeping your data safe from compromising situations.

- **Training New Staff:**

Replicate an important client file and give new staff an immersive and risk free training experience to uphold the quality of your practice.

- **Making File Templates:**

Create a QuickBooks Online file template to help get new client subscriptions set up and on track fast.

- **Move clients to Wholesale Billing:**

Quickly onboard new clients under your QBOA account by directly copying the client source file.



“The process of replicating a QuickBooks Online file is game-changing, no more downloading lists, mapping, uploading, re-mapping and other time-consuming tasks.”

- **Kellie Waters,**
Calmwaters Cloud Accounting



Security and Support You Can Trust

As experts in cloud-to-cloud data backups, security is at the core of everything we do. Our top priority is to provide a reliable, secure, and transparent service.

- Secure Amazon Web Services (AWS) storage with AES-256 bit encryption.
- Data stored in Canada for Canadian customers and US for international customers.
- Continuous monitoring for security concerns using 3rd party audits, AWS monitoring tools, and 3rd party scanning tools.
- Built with Ruby on Rails which provides many security benefits (encrypted cookies, sanitized DB queries via ActiveRecord, strong parameters).
- IAM roles to define very specific access policies for what resources an application is allowed to access. These policies are used to enforce separation concerns (ie. systems supporting Shopify backups cannot access data related to QuickBooks Online).
- All access credentials are stored encrypted in a vault out-of band from the service itself and any build or deploy systems we use.
- Platform access tokens are encrypted at rest by the cloud provider and encrypted using our own keys in the database.



Customer Support

The Rewind support team is available to help:

Monday - Tuesday: 9am - 8pm EST
Wednesday - Friday: 9am - 1am EST
Saturday - Sunday: 9am - 5pm EST

Live chat: available in-app
Phone: 1-855-5-REWIND
Email: help@rewind.io

Get Started

Signup for a 7-day free trial on app.rewind.com and start protecting your clients' business-critical data.

Rewind is available for QuickBooks Online, Shopify, ShopifyPlus, BigCommerce and more.

Email sales@rewind.io for pricing and demos.

Complete list of security measures:
rewind.com/security

Find the status of the Rewind service as well as reports of past incidents here:
status.rewind.com