



TRACEONE
INSIGHT

BRCGS Audit Performance

- Intelligent Insight to Improve Your Supply Chain Performance

Business insight based on
the expertise of the BRC
Global Standards, the
BRC Directory data set
and utilizing the power
of the Trace One Insight
solution

SOLUTION INTRODUCTION

Trace One Insight is an additional module to the existing BRC Directory. A dedicated business insight solution which provides critical supply chain intelligence through a series of dashboards and reports.

As a BRC Global Standards certificated site it is the essential tool to analyse audit results, and see how you compare to peers / Rest of the World Sites. The Trace One Insight module provides vital benchmarking information to improve your business.

Use Trace One Insight to:

- Understand common non conformities
 - Demonstrate improvement trends and technical competence
 - Benchmark for best-in-class comparisons
 - Attract new customers
-

Gain a snapshot of your business

Access multiple dashboards to understand key business data, risks and opportunities for improvement.

- Audit Activity and Grade Benchmark
View key audit results and benchmark against Rest of World (ROW)
- Non-Conformity Analysis
View key non-conformities (NC) and results
- Benchmark
Benchmark Non-Conformities and Audit Grade against ROW

Transform data into actionable insight

Drill-down and conduct additional analysis in order to understand the priorities, key tasks and required actions.

- Flexible Charting
Leverage multiple charts for clear visualization
- Custom Filters
Slice and dice data to conduct analysis
- Automated Notification
Schedule reports to be emailed on demand
- Downloadable Content
Export to Excel and PDF

OVERVIEW OF SITE INSIGHT PACKAGE

AUDIT	NON CONFORMITIES	BENCHMARK
<p>Audit Activity</p> <ul style="list-style-type: none">• Activity K.P.I.s for My sites, and Audits• Audit Grade results• Audit Grade Status <p>Links to the :</p> <ul style="list-style-type: none">• Non Conformity Dashboard• Benchmarking Dashboard <p>Filterable by:</p> <ul style="list-style-type: none">• Date• Grade• Country• Site Name• Category• Standard	<p>Non-Conformity Analysis</p> <ul style="list-style-type: none">• Activity K.P.I.s for my Audits and Average NC's per Audit• Average No. of NCs Per Audit by Severity by Year• Average NC per Audit• Most used Clauses• Non conformity Detail report <p>Links to the Clause List</p> <p>Filterable by:</p> <ul style="list-style-type: none">• Date• Grade• Country• Site Name• Category• Standard	<p>Benchmark against Rest of World</p> <ul style="list-style-type: none">• K.P.I.s of Average NCs per Audits vs ROW• Average NCs per Audits• No of Non Conformities by Severity by Year• Site Grading and NC• ROW Audit Grade Percentage• ROW Audit Grade Profile• My Most frequently occurring Non conformity clauses vs ROW most frequently occurring Non conformity clauses
5 YEARS WORTH OF AUDIT REPORT DATA AVAILABLE		

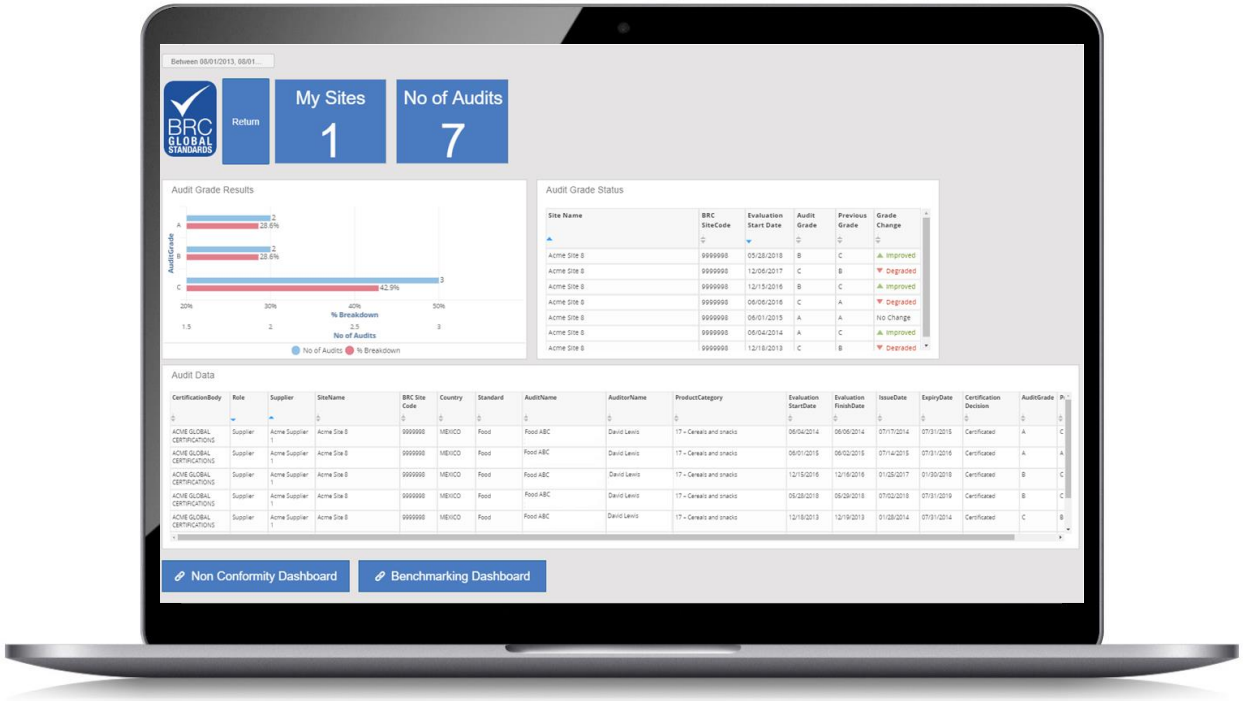
* This pricing for Trace One Insight is applicable only for Audit Owners / Suppliers that have up to 4 sites associated with their organization. The product offer and pricing for Suppliers with more than 4 sites and for suppliers with shared audits is different and can be provided on request.

Product Overview

DASHBOARD

AUDIT ACTIVITY

Immediate access to the site Audit status and detail
Audit Information with access to view non conformity
Dashboard and the Benchmarking Dashboard



DASHBOARD

NON CONFORMITIES

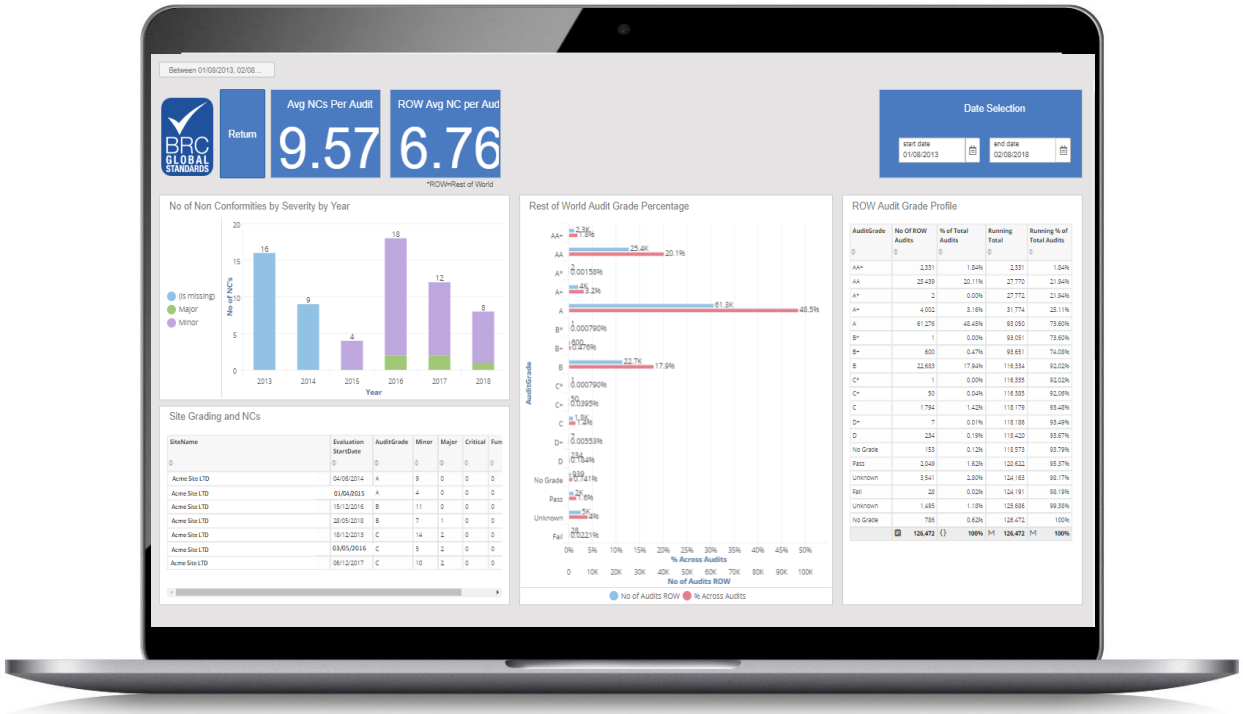
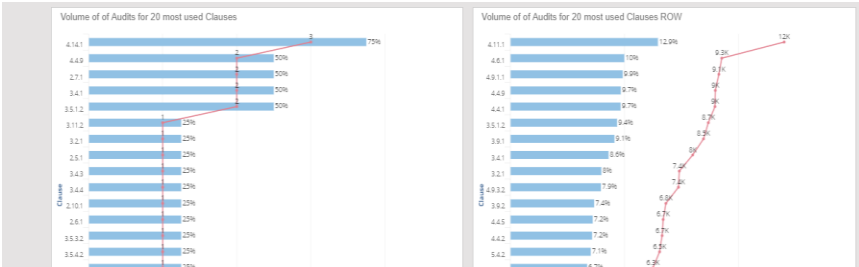
View year-on-year comparison of non-conformity details and the most commonly used clauses over the last 5 years.
Access a detailed view on non-conformities and actions taken.

Non Conformity Details								
Audit Validation Date	Clause	Details	Auditor Name	Reaudit Date	Severity	ReviewedBy	RootCauseAnalysis	ActionTaken
01/16/2018	4.11.5	The cleaning of equipment of the process is checked visually	David Lewis	01/02/2018	Minor		Root cause: The device stopped working and no Maintenance order was placed to have it repaired.	A Work Order to repair the luminometer device has been placed.



DASHBOARD BENCHMARK

Benchmark Audit Grades against the Rest of the World using Interactive filters. Compare your sites' non-conformities versus ROW. View ROW Audit Grade profile views to accurately see details across categories and countries.



Dashboard Access and Features

TRACE ONE INSIGHT ACCESS

Click on the Trace One Insight Logo within Directory to access the dashboards
This opens the Insight Dashboard as shown in the screen shot. Click on the link “Click to access Dashboards” to access the dashboards and the reports.

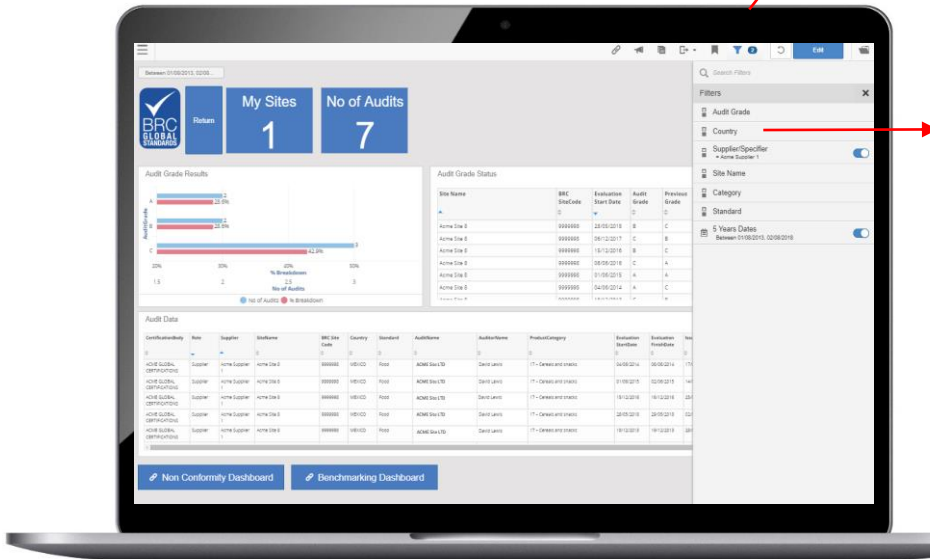
Note: Use Google Chrome browser faster response times.



FILTERING DASHBOARDS

Use Filters to filter data by Year, Standard, Category, Country. To Filter information on the dashboard:

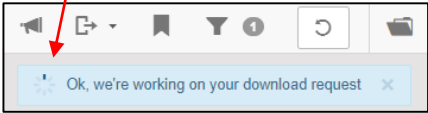
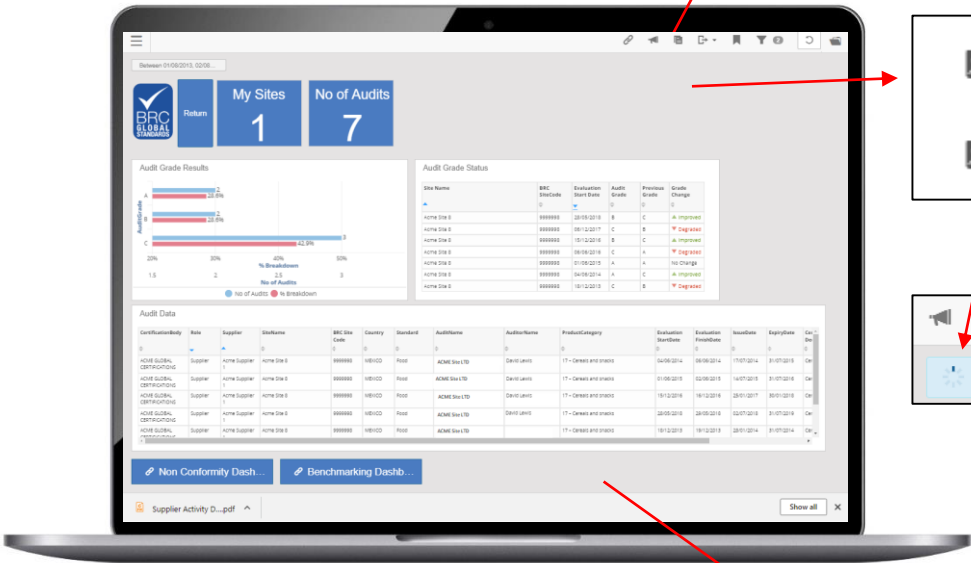
- Select the filter icon at the top of the dashboard. The filter menu will appear as a drop down.
- Select the field to filter i.e. Country.
- Check the option/s required from the list, alternatively if the list is very long then enter the criteria in the search field and select from the limited list.
- Click on apply to apply the filter



EXPORTING DASHBOARDS

Exporting information on the dashboard to a pdf

- Select the Export icon at the top of the dashboard. The export options will appear as a drop down.
- Select to export to PDF
- The PDF file will display at the bottom of the screen where you can open it.

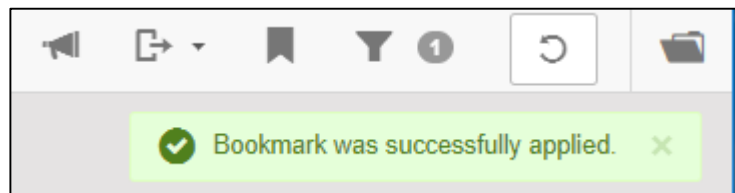
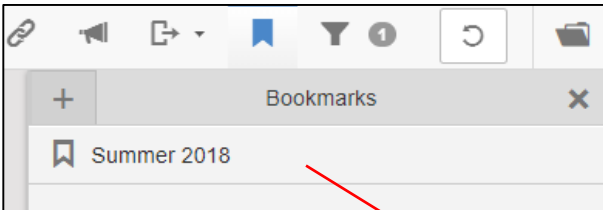
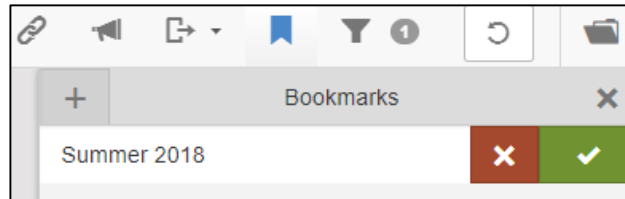


BOOKMARKING DASHBOARDS

Use book marks to save a view of your dashboard so you can find it later. This is helpful if you have specific filters you like to apply, ie Country and Category.

To create a bookmark:

- Click the bookmark icon at the top of the dashboard.
- Click (+) to create a new bookmark and name it
- Click the check box to save it



NOTIFICATIONS

BENCHMARK

Use Notifications to send you a copy of the dashboard daily, weekly or monthly.

To create a notification:

- Click the notification icon at the top of the dashboard.
- Click (+) to create a new notification
- Enter in the details for the Notification including a name, the email address to send it to and how often it should be sent
- Click on Save to save the notification.
- To change edit , delete or test the notification click on actions arrow on the notification and select the action required.

Create Notification

Activity Dashboard

From
delivery@birst.com

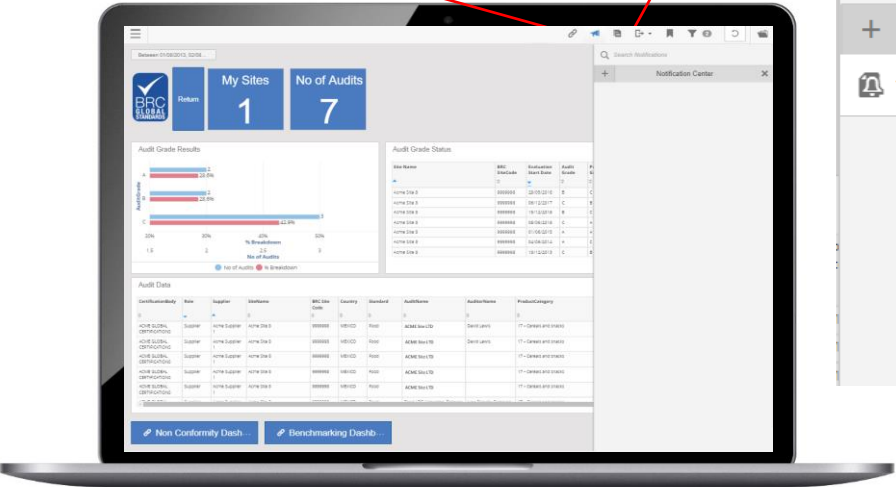
To
Test@training.com

Title
Report From Birst

Message
A T B I
Here's your dashboard layout

Daily
Weekly
Monthly
Daily

Cancel Save



Search Notifications

Notification Center

test

Actions

Rename

Edit

Add Dashboard

Run now

Delete