


GENERAL INFORMATION

ProPlay® is a high performance shock and drainage pad, and the perfect basis of design for high-quality synthetic turf systems being utilized for sports fields, multi-use, and play areas.

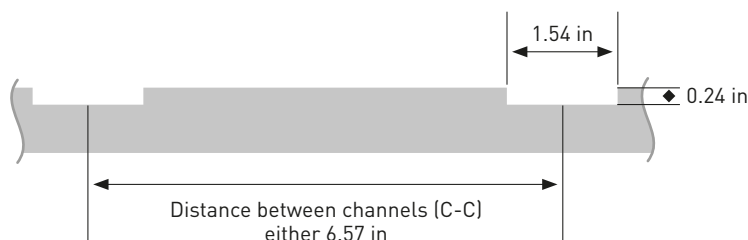
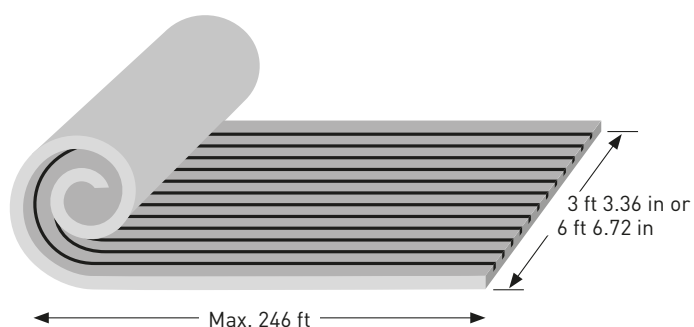
ProPlay® is made of thermal bonded (closed-cell) crosslinked polyethylene foam (XLPE). This foam originates from production remnants and overruns and contains no contaminants.

ProPlay®-HP23el is supplied in rolls with on the upperside channels for carrying electric heating elements to enable a heated sports field.

The product performs in all weather conditions and is renowned for its excellent water permeability. If desired it can be delivered with in-plane drainage channels, offering excellent lateral drainage when the synthetic turf system is to be installed on an impermeable base.



ProPlay®-HP23el is delivered in rolls with on the upperside channels for carrying electric heating elements. This picture includes the electric heating elements.



Dimensions of ProPlay®-HP23el:

- Supplied in rolls
- Length (maximum) 246 feet
- Width 6 feet 6.72 inches (or if desired 3 feet 3.36 inches)
- Number of channels depends on roll width and channel distance.

Cross-section of ProPlay®-HP23el

- It is recommended to install electric heating elements with the dimensions 1.38 in width x 0.20 in thickness.

TECHNICAL DATA

Physical characteristics	Tolerance	ProPlay® Value	Unit	Standard
Thickness at 0.3 psi load	+/- 0.04	0.91	in	EN-ISO 9863-1
Mass per unit area	+/- 0.08	0.84	lb/ft²	EN-ISO 9864

* As modified by Schmitz Foam Products

Strength characteristics	ProPlay® Value	Unit	Standard
Tensile strength	38	psi	ASTM D 3575 (EN 12230)
Compressive at 25% deflection	16	psi	ASTM D 3575
• Thickness after 72 hour recovery	0.90	in	-
Compressive at 50% deflection	79	psi	ASTM D 3575
• Thickness after 72 hour recovery	0.89	in	-

Field performance characteristics	ProPlay® Value	Unit	Standard
Impact attenuation (Gmax) in the field*	80-110	-	ASTM F 1936 / F 355-A

* Results will vary depending on the system and base.

Performance characteristics	ProPlay® Value	Unit	Standard
Water flow rate under 2 in (51 mm) hydraulic head	15	gpm/ft²	ASTM D 4491 (EN ISO 11058)
• (resulting) Water permeability by permittivity	6.8	gpm/ft²	ASTM D 4491 (EN ISO 11058)
In-plane water flow rate at 0.3 psi (2 kPa) load and 0.005 hydraulic gradient (0.5% slope)	0.05	gpm/ft	ASTM D 4716 (EN ISO 12958)
• (resulting) Hydraulic transmissivity [θ]	10	gpm/ft	ASTM D 4716 (EN ISO 12958)
Thermal conductivity [λ 10]	0.03	BTU/h.ft.°F	ASTM C 177 (EN 12667)
• (resulting) Thermal resistance [R-value]	2.6	h.ft².°F/BTU	ASTM C 177 (EN 12667)

ENVIRONMENT, HEALTH AND SAFETY CREDENTIALS

Cross-linked polyolefins are chemically stable by nature. Any compounds contained in the material will not be released during the lifetime of the product. ProPlay® can be safely used for any synthetic turf system. The products do not leach chemicals that pose a risk for the environment and/or human health.

ProPlay® complies with:

- The state of California's Code of Regulations (CCR):
 - Title 22 'Social Security' - Division 4.5 'Environmental Health Standards for the Management of Hazardous Waste'.
 - Title 27 'Environmental Protection' - Division 4 'Office of Environmental Health Hazard Assessment' - Chapter 1 'Safe Drinking Water and Toxic Enforcement Act of 1986' (Proposition 65).
- The European Community:
 - Regulation No 1272/2008 of the European Parliament and of the Council on Classification, Labelling and Packaging of substances and mixtures (CLP).
 - Regulation (EC) No 1907/2006 of the European Parliament and of the Council on the Registration, Evaluation, Authorisation and Restriction of Chemicals (REACH).
- Toxicology requirements from STC Performance and Durability Guidelines for Shock Pads.

INSTALLATION DISCLAIMER

- Installation of ProPlay® must be done under the code of good workmanship. Schmitz Foam Products LLC does not accept any liability for the design, or construction of any facilities, or actions of any parties employed, as a result of, or in connection with, any information provided in this document.
- It is recommended that the base is designed and approved by an architect or civil engineer, based on the geotechnical and meteorological conditions of the site and any (local) restrictions to the drainage discharge.
- Although ProPlay® can be installed on any kind of base, as long as the construction itself is strong enough to hold installation and maintenance equipment, it is advised that the base has a minimum undrained shear strength of at least 1044 lbf/ft² (BS 1377, part 7) or a minimum California Bearing Ratio of 5% (BS 1377, part 4) or equivalent.
- The planarity of the base should be within 3/8 in under a 10 ft straight edge.
- When a ProPlay® "D" variant (for lateral drainage) is applied, the slope of the surface of the base should be at least 0.5%, although 1.0% is better. When the surface of the base can rinse out, it is recommended to use a liner (foil or geotextile).
- One of the inherent properties of ProPlay® is the expansion/shrinkage under influence of temperature. To limit the impact of expansion/shrinkage during installation and to prevent shrinkage after completion of the installation, the ProPlay® Installation Manual must be followed in its entirety.
- ProPlay® is produced in a controlled environment, enabling to measure the sheet sizes in stable conditions. Therefore we can maintain a tolerance in sheet length of - 0.5% / +1.0% at a temperature of 68 °F. Please be aware that measuring the sheet size in different conditions can lead to different outcomes regarding the expansion/shrinkage properties.
- The textile of the ProPlay® should not be exposed to UV-radiation (i.e. daylight) for more than 1 month.
- It is advised to install the synthetic turf within 1 week after installation of the ProPlay®.
- The synthetic turf shall not be glued (or in any other way be attached) to the ProPlay®, since the ProPlay® needs to be able to expand/contract without any hampering.
- It is strongly recommended to stabilize the synthetic turf with at least 3.1 lbs/ft² of sand, or (preferably) to use a turf with a fiberglass reinforced backing.
- In any case, it is advised to fix the turf to the perimeter of the field (according to the guidelines of the turf supplier).
- During installation of the ProPlay® or after installation (when installing and filling the synthetic turf) it is allowed to drive over the ProPlay® with installation equipment/machines. The load (per tire) of the installation equipment shall be less than 40 psi for short time frames (e.g. driving over the surface). Vehicles that are temporarily parked on the surface should have a load of less than 20 psi per tire.

GENERAL DISCLAIMER

- This ProPlay® product data sheet provides general product properties and is not related to specific sportfield and playground installation regulations. Relevant ProPlay® shock pad installation instructions can be found in the ProPlay® installation recommendation guide. Please note there are separate installation manual for ProPlay®-Sport and ProPlay® for Playgrounds products.
- The given information is based on (independent) measurements and (where possible) based on average values measured over a long and representative period. Additional information can be made available upon request.
- Great attention to the accuracy of this document was taken during its compilation. This publication supersedes and replaces all previous data sheets. Schmitz Foam Products LLC cannot, however, guarantee the total accuracy of the information included. If you have any doubts or further questions please do not hesitate to contact us by phone 517-781-6620.

Schmitz Foam Products LLC is the global supplier of ProPlay®, the perfect shock pad with drainage qualities for high-quality artificial grass systems in sports and playgrounds.



Schmitz Foam Products LLC
188, Treat Ave
Coldwater MI 49036
T: 517-781-6620 • sales@schmitzfoam.com

