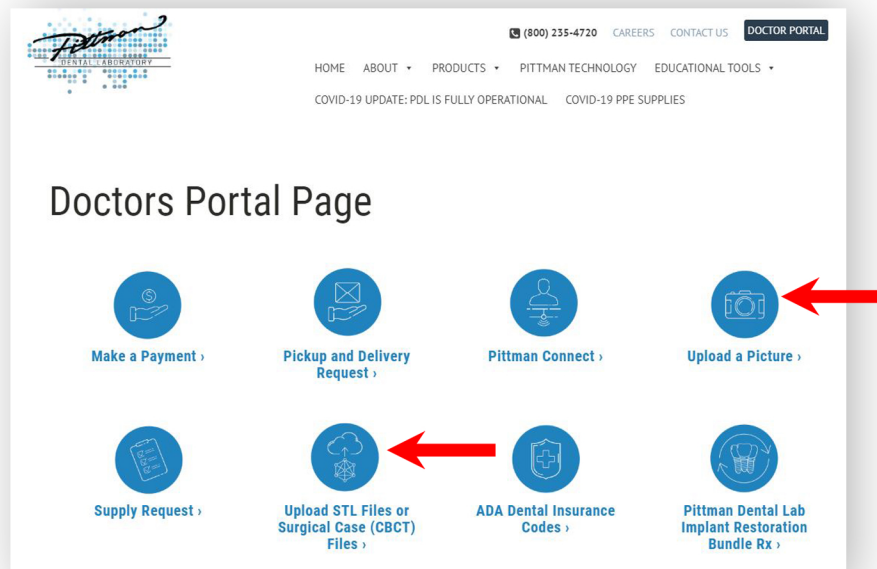


## How to upload Pictures, STL or CBCT files:

- 1 In your browser, go to [www.pittmandental.com](http://www.pittmandental.com). Click on the Doctor Portal button.



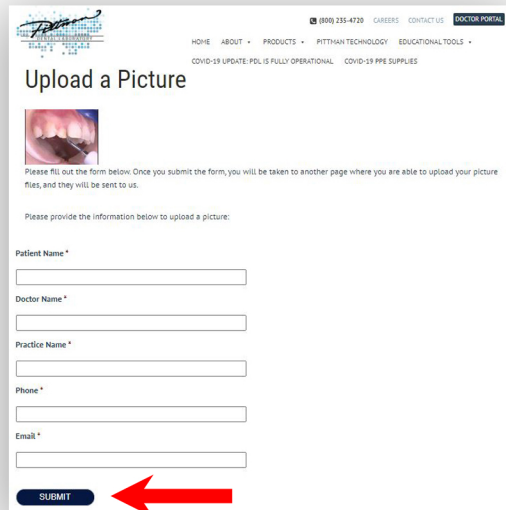
- 2 Select option to upload Picture or upload STL or Surgical Case (CBCT) files.



# Doctor Portal

## How to upload pictures, STL or CBCT files.

- 3 For picture submissions, fill out the form on the page. For STL or CBCT files, follow the instructions on the page.



**Upload a Picture**

Please fill out the form below. Once you submit the form, you will be taken to another page where you are able to upload your picture files, and they will be sent to us.

Please provide the information below to upload a picture:

Patient Name \*

Doctor Name \*

Practice Name \*

Phone \*

Email \*

**SUBMIT**



**Upload STL Files or Surgical Case Files**

**STL files** - click the link below and follow the Hightail directions.

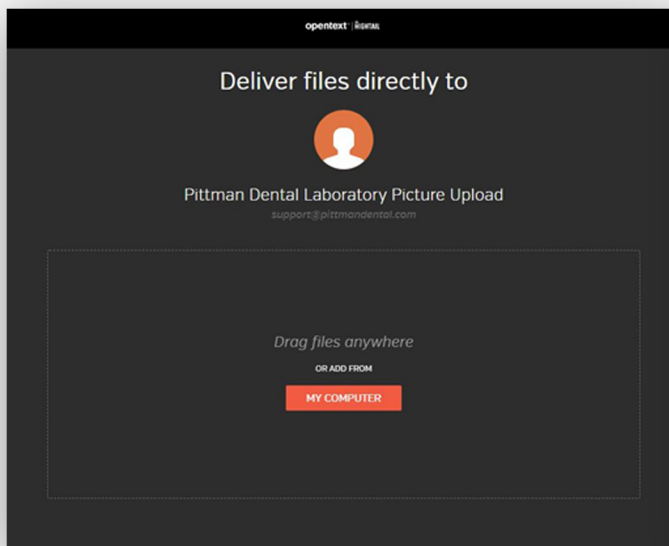
**Surgical Case files** -

1. Extract CBCT files in multiple file format to a folder
2. Zip the folder before uploading to Hightail
3. Click on the link below to upload the zipped surgical case files to Hightail

**Upload Files - [Click Here](#)**


By hitting the Submit button or Click Here, you will be taken to the Hightail upload screen.

- 4 On the Hightail screen you are able to upload your picture, STL or CBCT files from your computer.



opentext | **Normal**

**Deliver files directly to**

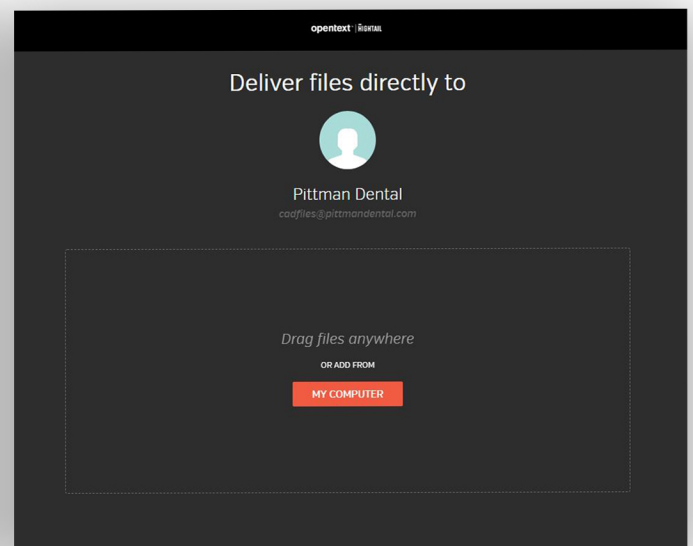


**Pittman Dental Laboratory Picture Upload**  
support@pittmandental.com

Drag files anywhere


OR ADD FROM

**MY COMPUTER**



opentext | **Normal**

**Deliver files directly to**



**Pittman Dental**  
cadfiles@pittmandental.com

Drag files anywhere

OR ADD FROM

**MY COMPUTER**