

Pro Formula

Diversey

Unilever



# CLEAN LIKE A PRO

Cleaning Guide  
Washroom



# PROFESSIONAL MIRROR AND WASH BASIN CLEANING

Pro Formula

Diversey



## Instructions for use



- 1** Spray a clean cloth with Cif Glass & Multi Surface and polish all mirrors. Finish off with paper towel for that streak-free shine.
- 2** Apply Cif Washroom on a cloth or a sponge and wipe away dirt and limescale from the wash basin.
- 3** Rinse the cloth with clean water, wring it out and then wipe down the wash basin with the damp cloth. If necessary, reapply the product and repeat cleaning process.
- 4** Apply Cif Washroom on a damp cloth to remove any built-up soap residue from the bottom of soap dispensers. Rinse the cloth with clean water and wipe down the surfaces.

**Pro Formula products**

- Cif Glas & Interieur
- Cif Sanitair

**Tools**

- Cleaning cloth
- Paper towel



# PROFESSIONAL BABY CHANGING STATION CLEANING

Instructions for use

Pro Formula

Diversey

Unilever



- 1 Open the baby changing station.
- 2 Apply Cif Washroom on a cloth to clean the baby changing station. Then rinse the cloth with clean water, wring it out and then wipe down the surface again with the damp cloth.
- 3 Apply Cif Washroom on a cloth and wipe down the belts.
- 4 Close the baby changing station and clean the outside with a cloth that has Cif Washroom applied to it.

Pro Formula products

- Cif Sanitair

Tool

- Cleaning cloth



Visit [www.cleanlikeapro.com](http://www.cleanlikeapro.com) for more information





# PROFESSIONAL TOILET CLEANING

Instructions for use

Pro Formula

Diversey

Unilever



- 1 Wear gloves. Flush the toilet and reduce the water level by dunking the toilet brush into the water several times.
- 2 Apply Cif Washroom Descaler under the toilet rim. Leave it to work for 5 mins.
- 3 Scrub the toilet bowl with the brush, especially below the rim and below the water level.
- 4 Flush the toilet to rinse the toilet brush.

- 5 Apply Cif Washroom on a cloth and clean the outside of the toilet. Then rinse the cloth with clean water and wipe all the surfaces with the damp cloth. Don't forget to clean as well the flush button!

#### Pro Formula products

- Cif Sanitairontkalker
- Cif Sanitair

#### Tools

- Cleaning cloth
- Gloves


Visit [www.cleanlikeapro.com](http://www.cleanlikeapro.com) for more information



# PROFESSIONAL FLOOR & DOOR HANDLES CLEANING

Pro Formula  
Diversey 

## Instructions for use



- 1** Fill a bucket with clean, warm water, add Cif Washroom according to dosing table to make a solution.
- 2** Place the wet floor warning sign. Apply the solution with a mop to clean the floor. Let air dry. Allow the floor to dry completely before walking to prevent slipping. Once the floor is completely dry, remove the wet floor warning sign.
- 3** Disinfect the door handles by using Cif Alcohol Plus. Leave it to work for 1–5 mins.
- 4** Then wipe off with a clean cloth or let air dry.

### Pro Formula products

- Cif Sanitair
- Cif Sproei Desinfectiemiddel (Divosan ETHA-plus)

### Tools

- Cleaning cloth
- Wet floor warning sign
- Mop and bucket



Visit [www.cleanlikeapro.com](http://www.cleanlikeapro.com) for more information

Pro Formula

Diversey



**CLEAN  
LIKE A PRO**

Visit [www.cleanlikeapro.com](http://www.cleanlikeapro.com) for all cleaning tips