

ADVANTAGE

► **Innovative concept focusing on three elements**

1. **Starting**- Innovative advanced arc starting without HF
2. **Performance**- Innovative advanced electrode and nozzle design delivering a high performance
3. **Lifetime**- Innovative advanced design increases lifetime of consumables

► **Faster**

Higher travel speeds and plate thickness

► **Flexible**

Multiple torch configurations

► **Complete**

Moisture separator and pressure reducer included

► **Different materials**

Mild steel, Stainless steel, Aluminium and many more

► **Concentrated Plasma Stream**

Less Heat input, less distortion

► **Lincoln TRUE HD**

Tested for use in harsh conditions

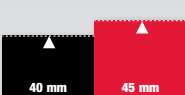
► **Tomahawk™ 1025**

Recommended up to 25mm mild steel (severance 30mm)



► **Tomahawk™ 1538**

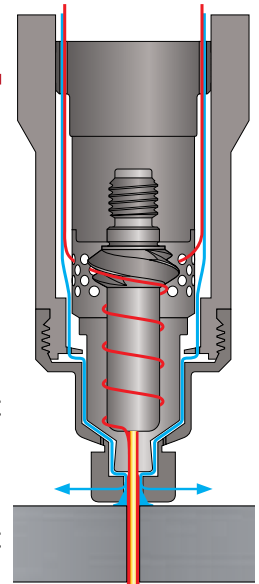
Recommended up to 40mm mild steel (severance 45mm)



HIGH PERFORMANCE PLASMA CUTTING

The Tomahawk 1025 and 1538 Plasma cutting machines are built to handle harsh environmental conditions using Lincoln tunnel technology to separate the PCB's and sensitive parts from the contaminating cooling airflow. The improved mains voltage tolerances and robust metal case with large protective rubber corners also make these machines suitable for operation on site with a generator or within a workshop environment.

The new Lincoln Plasma torches are designed to a focus on three elements. **Starting**: using an innovative striking system without HF to save and extend the lifetime of the electrodes. **Performance**: using a circular airstream at very high speed, coupled with special electrode and nozzle designs which concentrates the plasma stream. The extremely concentrated plasma stream increases the travel speed and cutting performance to best in class. **Lifetime**: the enhanced airstream cools the electrode and nozzle that extends the lifetime.



LC105 torch design with drag cup

The TH1025 and TH1538 comes with three plasma modes. The first mode is the standard function for all general plasma cutting work. The second mode is a Grid function for grid plate that keeps the arc constant and thirdly a Gouge mode provides an extremely long gouging arc.

TORCH CONFIGURATIONS

CONTACT
OPTION 1

Convenient for the operator, simply drag the nozzle on the plate. Well-protected nozzle.

STAND-OFF
OPTION 2

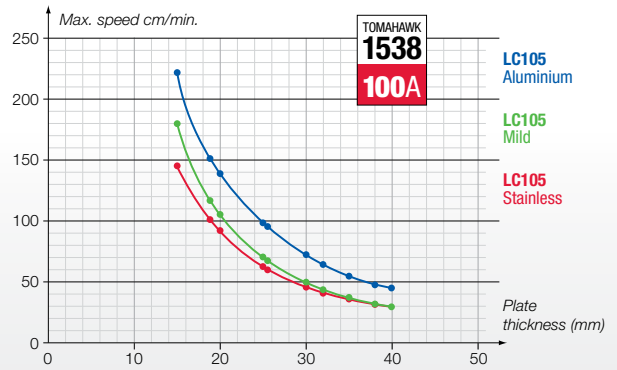
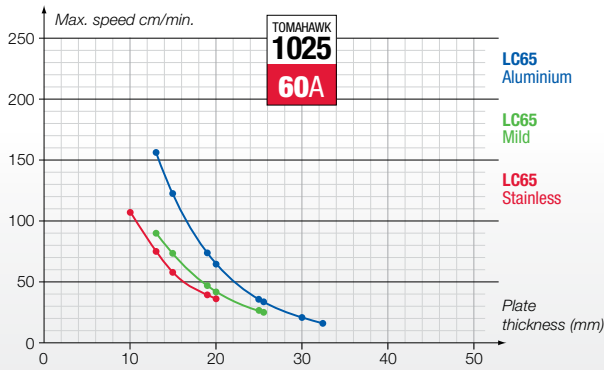
Maximum flexibility and visibility of the plasma stream.

GOUGE
OPTION 3

Allowing you to gouge different materials.

Tomahawk™ 1025 / 1538

CUTTING PERFORMANCE



TECHNICAL SPECIFICATIONS

Product	Item Number	Fuse Size	Weight (kg)	Dimensions H x W x D (mm)	Protection Class	Insulation Class	Compliance
TH 1025	K12048-1	20A (slow)	22	389 x 247 x 510	IP23	H	EN 60529 / EN 60974-1 EN 60974-7 / EN 60974-10
TH 1538	K12039-1	32A (slow)	34	455 x 301 x 640			

Product	Primary Voltage	Current Range	Rated Input	Rated Output (40°C)	Required Flow Rate	Required Inlet Pressure
TH 1025	415 V 3ph (± 15%) 50/60Hz	20 - 60A	7.1kW @ 40% 4.3kW @ 100%	60A @ 40% 40A @ 100%	130 ± 20% l/min @ 5,5 bar	6.0 - 7.5 bar
TH 1538		20 - 100A	13.7kW @ 40% 7.1kW @ 100%	100A @ 40% 60A @ 100%	180 ± 20% l/min @ 5,5 bar	



TORCHES

Torch	Item	Type	Length	
TH1025	LC65	PTH-061A-CX-7M5A	Hand	7.5 m
		PTH-061A-CX-15MA	Hand	15 m
	LC65M	PTM-061A-CX-7M5A	Machine	7.5 m
		PTM-061A-CX-15MA	Machine	15 m
TH1538	LC105	PTH-101A-CX-7M5A	Hand	7.5 m
		PTH-101A-CX-15MA	Hand	15 m
	LC105M	PTM-101A-CX-7M5A	Machine	7.5 m
		PTM-101A-CX-15MA	Machine	15 m

OPTIONS

Item Number	Description
W0300699A	Circle cutting kit
W05X1086A	Remote control kit TH1538
K12049-1	Remote control TH1538

The Lincoln Electric Company
(Australia) PTY LTD
35 Bryant Street Padstow 2211 Australia
1300 728 720 (Aus)
0800 728 720 (NZ)
www.lincolnelectric.com.au
www.lincolnelectric.co.nz

Your Lincoln Electric Distributor:

CUSTOMER ASSISTANCE POLICY

The business of The Lincoln Electric Company is manufacturing and selling high quality welding equipment, consumables, and cutting equipment. Our challenge is to meet the needs of our customers and to exceed their expectations. On occasion, purchasers may ask Lincoln Electric for advice or information about their use of our products. We respond to our customers based on the best information in our possession at that time. Lincoln Electric is not in a position to warrant or guarantee such advice, and assumes no liability, with respect to such information or advice. We expressly disclaim any warranty of any kind, including any warranty of fitness for any customer's particular purpose, with respect to such information or advice. As a matter of practical consideration, we also cannot assume any responsibility for updating or correcting any such information or advice once it has been given, nor does the provision of information or advice create, expand or alter any warranty with respect to the sale of our products. Lincoln Electric is a responsive manufacturer, but the selection and use of specific products sold by Lincoln Electric is solely within the control of, and remains the sole responsibility of the customer. Many variables beyond the control of Lincoln Electric affect the results obtained in applying these types of fabrication methods and service requirements.

Subject to Change - This information is accurate to the best of our knowledge at the time of printing.