


CD1000

PIN WELDER

**CAPACITOR DISCHARGE
STUD WELDING SYSTEM**



**DIRECT TO YOU
ROBUST & RELIABLE
SUPERIOR TECHNOLOGY
AUSTRALIAN DESIGNED & MADE**



**PIN
WELDER
GUN**



FEATURES

SPEED OF OPERATION

Welding time is less than 0.0002 seconds. Fifteen welds per minute possible.

COST SAVING

Speed of operation and portability cut costs up to 10 times compared with conventional methods, drilling tapping etc. Material saving by virtue of simpler design.

RELIABILITY

Robust construction and solid state components insure long life and dependability in harsh working environment.

NO REVERSE SIDE MARKING

No distortion or burning. Therefore no reworking on the reverse side.

SIMPLE TO OPERATE

Unskilled operators are all that is needed. No flux, ferrules or inert gas required.

SAFE

No arc flash. Fully insulated gun, 14V DC operation. Internal safety circuit to protect operator.

SPECIFICATIONS

STUD SIZE

.105" insulation pin through 5/32 whit or M4 threaded studs.

STUD MATERIAL

Mild steel, stainless steel. Zinc, galvanised and copper finished.

WEIGHT

16 kgs

SIZE (L.W.H.)

315 mm x 436 mm x 245 mm

WELDING RATE

15 per minute

INPUT POWER

240 V.A.C.

WELD MODE

Contact

CIRCUIT PROTECTION

Primary fuses
Output voltage; circuit breaker operator protection.

CABLE LENGTH

Gun 4.8m (16')
Earth 3.04m (10')

WELD GUN

WEIGHT

0.68 kg (1.5 lbs)

SIZE

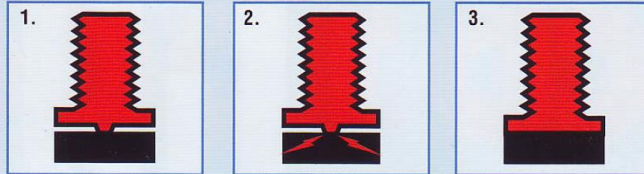
11.c cm x 5 cm x 13.9 cm

MATERIAL

High strength, impact resistant glass fibre reinforced polycarbonate.

METHOD OF OPERATION

CONTACT MODE



1. The stud is hand loaded into the gun chuck and stud is located on the work.
2. The gun trigger is pulled, releasing the electrical energy in the capacitors. This rapid discharge disintegrates the projection pip on the end of the stud, creating an arc between the stud and the work resulting in a molten pool.
3. Gun spring pressure forces the stud into the molten pool. The weld cycle takes place in approximately 2 milliseconds. The completed fastening develops the full strength of the stud and plate material and will not break in the weld area.

UNIQUE CHUCK DESIGN FOR WELDING INSULATION PINS

CHUCK GUARD FITTED OVER CHUCK WHICH:

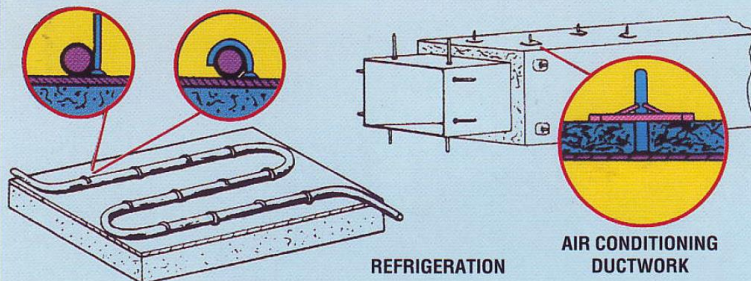
- Ensures good contact between chuck and pin during welding
- No adjustment necessary for welding various pin lengths.
- Protects chuck from zinc splashing during welding.



PIN WELDER GUN

TYPICAL APPLICATIONS

The CD1000 is designed specifically for the insulation industry. The Pin Welders robust and reliable design has performed efficiently and reliably for many years under the stress of on-site and workshop conditions.



REFRIGERATION

AIR CONDITIONING DUCTWORK