



PROLINE
professional welding supplies



SOUND MIG 2060/MD STAR DOUBLE PULSE

Part No. 301

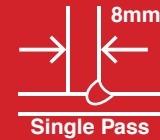
POWERFUL & PORTABLE



The new Sound Mig 2060/MD Star Double Pulse is the most powerful and portable 240v single phase, synergic inverter MIG on the market.

200 Amp MAX
Duty Cycle
160Amps
@100%

ONLY
21.5Kg



2
Year
WARRANTY

This machine has an incredible duty cycle of 160Amps at 100% (tested 10 min at 40°C) and only weighs 21.5kg being so portable it is great for onsite use and boasts an IP 23 rating. Added to these benefits it has a durable powder coated steel case with an impact absorbing frame.

LEADING EDGE INVERTER TECHNOLOGY

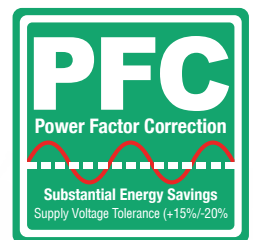
is used to deliver exceptional pulse arc characteristics allowing the operator to achieve outstanding weld results on such a wide range of parent metals.

SYNERGIC DIGITAL CONTROL TECHNOLOGY

is the perfect alignment of amps and volts displayed in weldable plate thickness. This significantly reduces set up time and weld spatter resulting in savings in labour and clean-up costs.

THE 'POWER FACTOR CORRECTION'

innovation is included on this machine, it enables the power source to tolerate supply/input voltage fluctuations of +15% over voltage and -20% under voltage, protecting the power source from power spikes, drops and surges thus protecting the equipment and delivering consistent weld output.




SINGLE PULSE

◀ SINGLE PULSE

Single pulse technology delivers a smooth, consistent weld bead. Great appearance and control over the weld pool.

DOUBLE PULSE ▶

Double pulse technology achieves a clean, scalloped weld bead appearance that had previously only been achievable using AC TIG.



DOUBLE PULSE

Ph: 0800 699 353
www.prolinewelding.com

SOUND MIG 2060/MD STAR DOUBLE PULSE

PROGRAMS FOR

Mild steel, stainless steel, Aluminium, Silicone Bronze & Aluminium Bronze

FEATURES

- Double and Single Pulse MIG.
- Synergic short arc MIG.
- Conventional MIG.
- Automatic burn back & manual adjustment.
- Soft start wire feed, automatic creep control.
- Hot start adjustment.
- Crater fill adjustment.
- 3 level trigger (1)start current (2)weld current (3) crater current.
- Digital display of weldable plate thickness in millimetres.
- Digital display of wire speed in meters per minute.
- Digital display of amperage (Amps).
- Digital display of voltage (Volts).
- Personal adjustment of wire feed +10%/-10%.
- 2T & 4T trigger latch.
- Quality function – Holds the Amps & Volts of each last weld.
- Job memory – Store up to 99 pairs of Amps/Volts values.
- Upgradeable software.
- Gas test and purge.
- Cold wire inch without gas or current.
- Geared top and bottom wire drive system in cast aluminium.
- RS232 port & USB for QA.
- Self diagnostic fault detection.
- Thermal overload protection.
- Smart fan cooling system.

OPTIONAL ITEMS

- Trolley (1656)
- 15kg spool kit (114)
- 4mtr air cooled push pull (2003)
- 6mtr water cooled push pull (2010)
- Water cooler (1341)



APPLICATIONS	MATERIALS	SPECIFICATIONS	
BOAT BUILDING	MILD STEEL	SINGLE PHASE INPUT	240V (+ 15% / -20%)
GENERAL FABRICATION	ALUMINIUM	FUSE RATING (SLOW BLOW)	20 A
AUTOMOTIVE CRASH REPAIR <small>(WITH AUTO MANUFACTURERS APPROVALS)</small>	STAINLESS STEEL	INPUT POWER	5.7 KVA 60% 4.1 KVA 100%
ALUMINIUM FABRICATION	SILICONE BRONZE	AMPERAGE RANGE	15A ÷ 200A
STAINLESS FABRICATION	ALUMINIUM BRONZE	DUTY CYCLE (10 MIN.40°C) <i>According to IEC 60974.1</i>	200A 60% 160A 100%
ON-SITE FABRICATION		STEPLESS REGULATION	Electronic
		WIRE SIZE	0.6/0.8/1.0 Mild Steel 0.6/0.8/1.0/1.2 Aluminium 0.6/0.8/1.0 Stainless Steel 0.8/1.0 Silicone Bronze 0.8/1.0 Aluminium Bronze
		WIRE SPOOL SIZE	Ø 200 mm /5 Kg Ø 300 mm /15 Kg (optional spool kit)
		PROTECTION CLASS	IP 23 S
		WEIGHT	21.5 Kg
		DIMENSIONS mm	260 x 580 x 471H

PROLINE
professional welding supplies

Free Call: 0800 699 353
Ph: 03 547 9021, Fax: 03 547 9041
PO Box 2111, Nelson, New Zealand
www.prolinewelding.com