

The Sleek logo is displayed in white text on a blue circular background. The word "Sleek" is written in a sans-serif font, with a small, curved underline under the letter 'k'.

Sleek

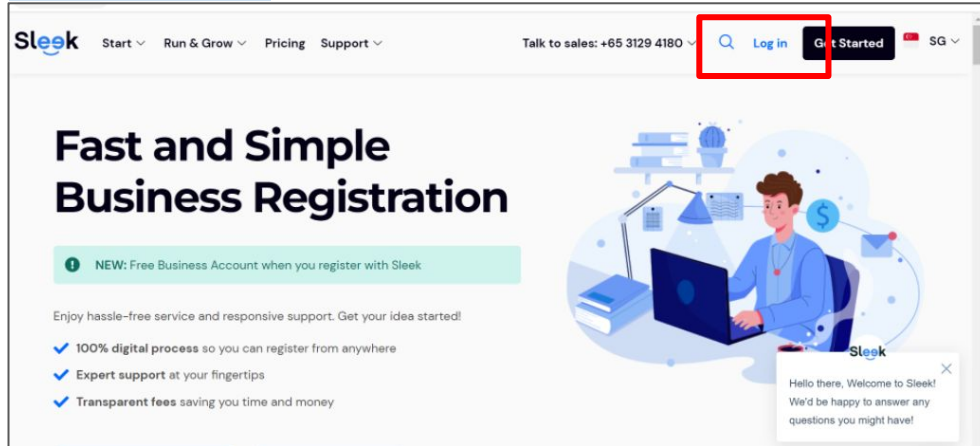
# Viewing Transaction Statements



# Accessing your Sleek Business Account

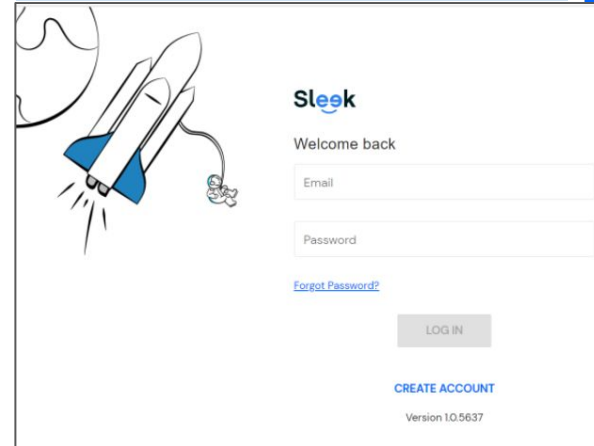
1. Go to [www.sleek.com](http://www.sleek.com) & click “Log in”
2. Key in your **email address** and **password**

## 1. Click Here



The screenshot shows the Sleek website homepage. The navigation bar includes the Sleek logo, menu items (Start, Run & Grow, Pricing, Support), contact information (Talk to sales: +65 3129 4180), a search icon, and buttons for 'Log in' and 'Get Started'. The 'Log in' button is highlighted with a red box. The main content area features a large heading 'Fast and Simple Business Registration' and a list of benefits: '100% digital process', 'Expert support', and 'Transparent fees'. A small chat window is visible in the bottom right corner.

## 2. Email address & Password



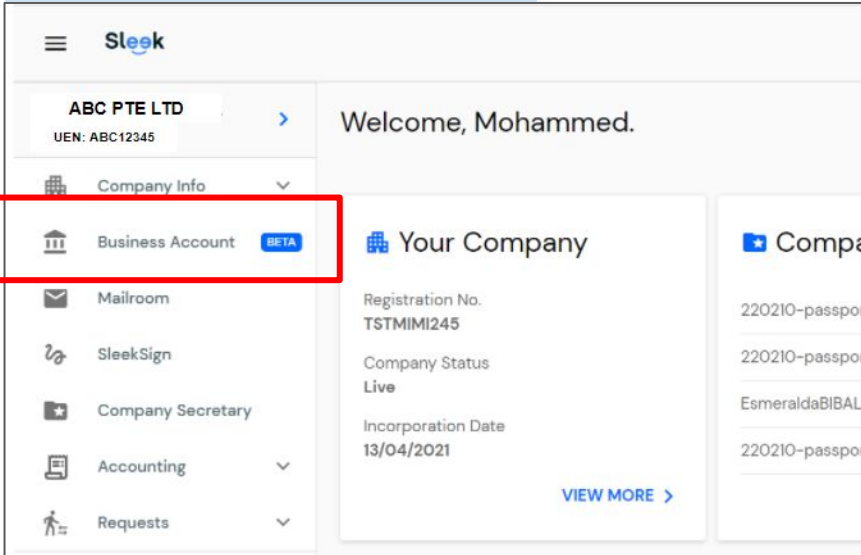
The screenshot shows the Sleek login page. It features the Sleek logo, a 'Welcome back' message, and two input fields for 'Email' and 'Password'. A 'Forgot Password?' link is located below the password field. A 'LOG IN' button is positioned below the input fields, and a 'CREATE ACCOUNT' link is located below the 'LOG IN' button. The version number 'Version 1.0.5637' is displayed at the bottom right.



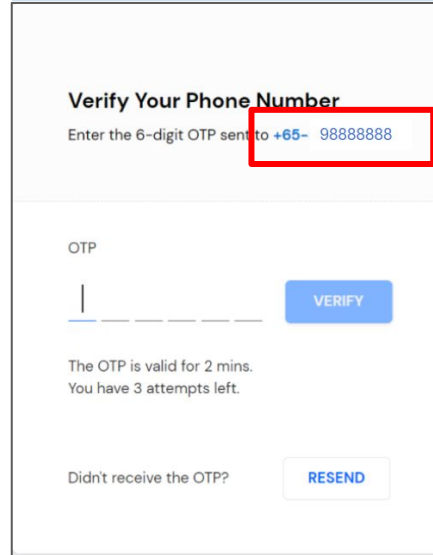
# Accessing your Sleek Business Account

- 3. Click on **Business Account** on the left
- 4. On this page, key in your **OTP** sent to your **registered phone number**

## 3. Click on Business Account

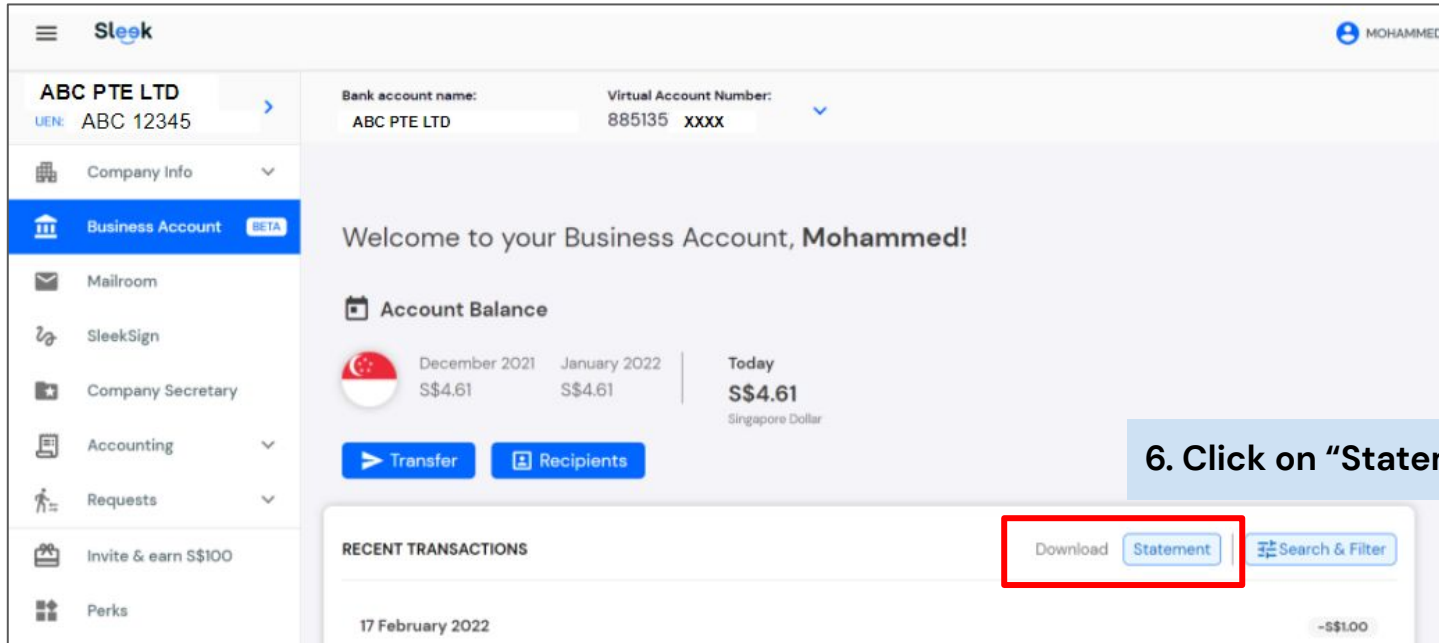


## 4. Your registered phone number



# Generating Transaction Statements for your Sleek Business Account

- 5. On this page, you will have access to your **Sleek Business Account!**
- 6. Click on **“Statement”** button



6. Click on “Statement”

# Generating Transaction Statements for your Sleek Business Account

7. Select the Year & Month. Once done, click "Download"

RECENT TRANSACTIONS

Download [Statement](#) [Search & Filter](#)

17 February 2022  
Nguyen Thi Xuan Hang

7

-\$S\$1.00  
-\$S\$1.00

Contact us: +65 3129 4198 | customer@sleek.sg

DATE PERIOD : JAN 2022

2022

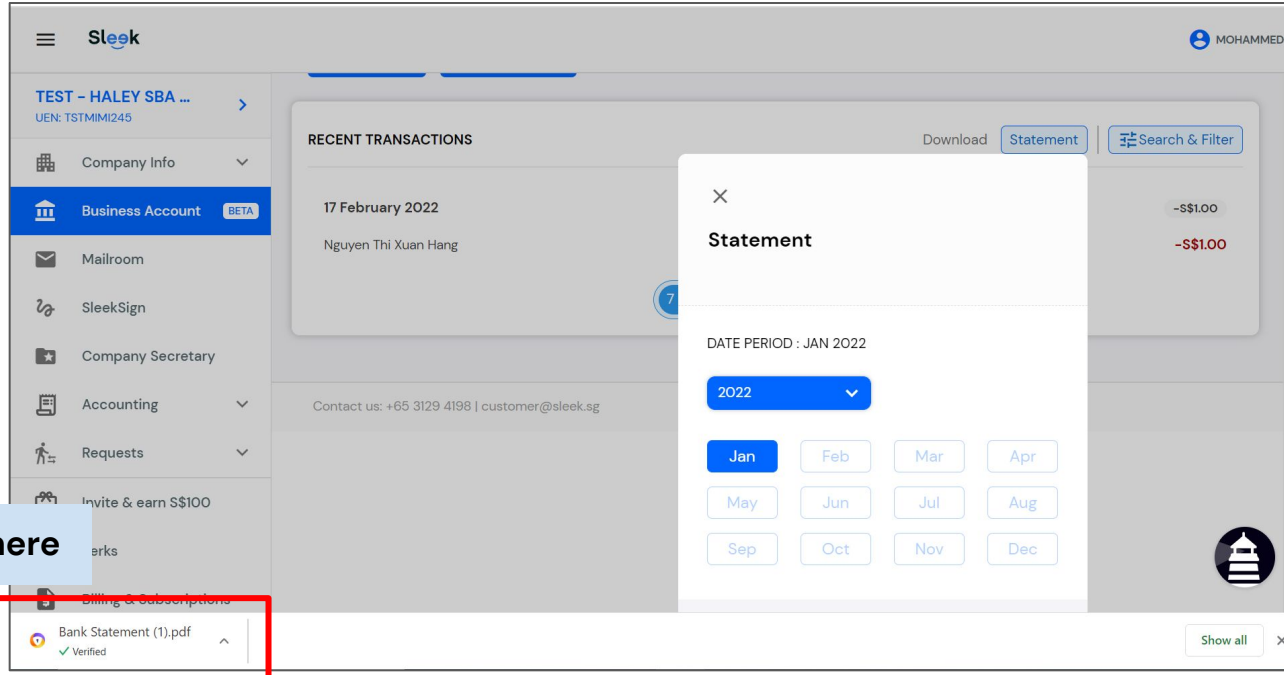
Jan Feb Mar Apr  
May Jun Jul Aug  
Sep Oct Nov Dec

Download

7. Once done, click "Download"

# Generating Transaction Statements for your Sleek Business Account

8. Open the downloaded pdf statement.



8. Click here



# Generating Transaction Statements for your Sleek Business Account

9. Once opened, you will be able to see **your bank statements**.

