

BIOSAFETY PROTOCOLS AGAINST COVID-19

LIMATOURS

- EST. 1956 -



Objectives

- Establish preventive biosafety measures against COVID-19 for tourist care, joining forces with our strategic partners.
- Prevent the risk of contagion of COVID-19 in our personnel with direct contact with passengers.
- Supervision of compliance with the recommendations and guidelines issued by the health authorities in relation to special measures against COVID-19, both by employees and passengers.




Measures taken towards the passenger

LIMATOURS

- EST. 1956 -

Passengers



LimaTours will request passengers for their pre-existing medical conditions through MASI, to have them identified prior to their arrival.



Passengers need to bring their own protective equipment: Surgical mask
Face protector (flights, interprovincial trips)



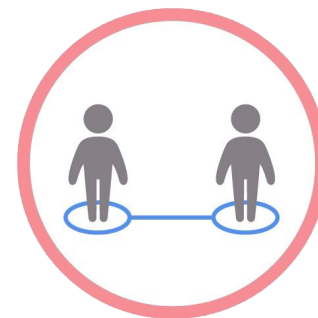
The passenger must handle his own suitcase on the way to the unit or hotel. The driver will only support uploading them to the unit.

Passengers

In case of symptoms, we will assist in activating the corresponding travel insurance in coordination with the office. The passenger and their companions must quarantine at their hotel for 14 days.



The temperature will be measured with a digital thermometer before boarding each transport unit, keeping track of it in Aurora. In case of detecting a temperature higher than 38 °C (100.4 °F), the passenger will not be able to continue with the services and must fill out the corresponding form.



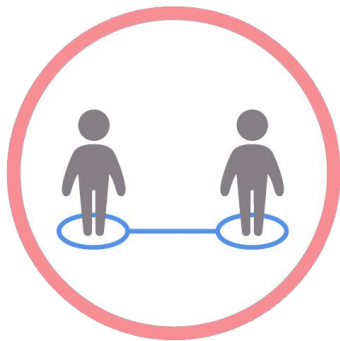
Safety distance of 1 meter. Plan processes and standard measures so that the safety distance established by the health authorities is guaranteed. If this is not possible, the necessary protective measures and equipment must be guaranteed.

Measures taken with the drivers and guides

LIMATOURS

- EST. 1956 -

Preventive Measures



Safety distance of 1 meter. Plan processes and standard measures so that the safety distance established by the health authorities is guaranteed.



The company will provide the necessary protection equipment to the for the optimal development of their tasks.



Communicate hygiene guidelines with complete information.



The driver / guide must use the microphone to address passengers and at all times must face the front windshield. This equipment must be properly disinfected by the supplier.

Protective Equipment

Use of PPE in each service, from start to finish.



Surgical mask



Hand sanitizer



Digital thermometer



Face shield

Preventive measures

- Fill out a declarative symptomatology form at the beginning of its activities in Aurora.
- Due to biosafety measures, the groups of passengers will have a maximum of 7 members.
- We abide by government regulations and work according to the biosafety protocols of each part of our tourist circuit such as hotels, restaurants, archaeological sites, museums, airports and transportation and everything related.



Measures taken at the airport

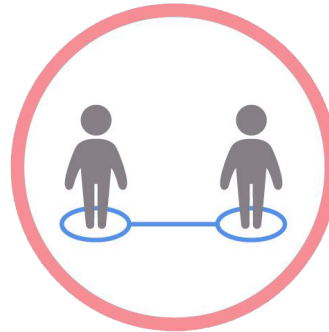
LIMATOURS

- EST. 1956 -

International arrivals



Wear a mask and facial protector at all times.



Respect social distancing at all times.




Carry a negative PCR Covid-19 test issued no more than 72 hours before.

International arrivals



Fill the online Health Affidavit form (72 hours before the flight) and the online pre-register in the Migration Application (48 hours before the flight).



If a suspicious case is identified, the passenger must go on mandatory isolation for 14 days with monitoring of the Health Ministry.



Hands and shoes disinfection are recommended, you will find the necessary implements within the airport.

Health Affidavit form filling process

01. 01. Enter the Migrations webpage
www.migraciones.gob.pe

- On the section Online Operations place the cursor over Online Services icon.
- Then click on Health



02. Enter your data: nationality, type of document, phone number and birth date

03. Complete your information:

- Country of origin
- Means of transport
- Name of company
- Flight number
- Seat number
- Contact phone number
- Email
- Name the countries or cities visited in the last 15 days

Health Affidavit form

filling process

- 04.** Name the people with whom you will be accompanied at the declared address. Remember to put all members including them with the symbol +

II. SI UD. ES PERUANO O RESIDENTE EN PERÚ / IF YOU ARE RESIDENT IN PERÚ

☒ Peruano ☐ Extranjero Residente

Domicilio actual / Current address

Indique las personas con quienes estará acompañado en el domicilio declarado

Apellido Paterno / Last name	Apellido Materno / Last name
Nombres / First name	Género / Gender + MASULINO
Sintomas de familiar o acompañante...	Enfermedades de familiar o acompañante +

- Name the addresses and cities during your stay in Peru, if you visited more than one you can add them with the symbol +

III. SI EL DESTINO FINAL ES PERÚ / IF YOUR FINAL DESTINY IS PERÚ

Indique los domicilios y ciudades durante su permanencia en Perú / Please indicate the mailing addresses and cities during your stay in Perú

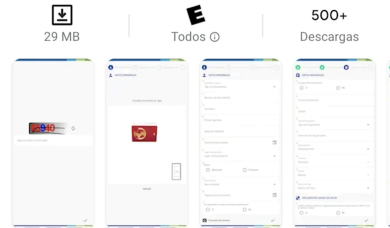
Departamento / Departam...	Provincia / Province	Distrito / Distric
Hotel / Hotel	Dirección / Address	+

- 05.** boxes on the health history and geolocation authorization of the declared cell phone.
- Once the process is complete, click on **Registrar**.



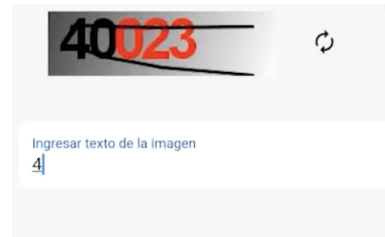
Migratory Control pre-register process

- 01.** Download the app **“Pre Registro de Control Migratorio”** on your phone with Android system *Soon available on iOS.

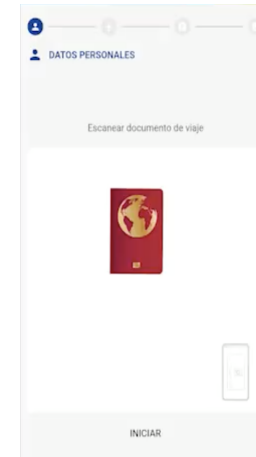


Aplicación para el Pre Registro

- 02.** Open the app and enter the code.



- 03.** Scan the passport with your phone's camera.



Migratory Control pre-register process

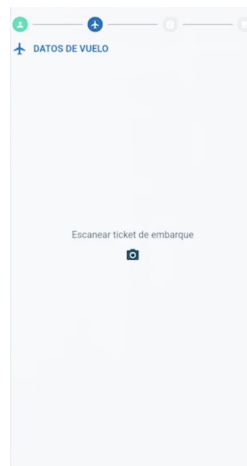
04. Verify the personal data that will appear on the screen and validate them.

DATOS PERSONALES

- Tipo de Documento: PASAPORTE
- Número de documento: 12345678
- Nombres: ANA
- Primer Apellido: SOSA
- Segundo Apellido: SOUSA
- Fecha de Nacimiento: 03/09/2020
- Lugar de Nacimiento: ARGENTINA
- Género:

Escanear Documento ✓

05. Scan your boarding pass with your phone's camera.



06. Fill your health information required.

DECLARACIÓN JURADA DE SALUD

¿Usted ha tenido contacto con alguna persona enferma de Coronavirus (COVID-19)?

☒ Si / Yes ☐ No / No

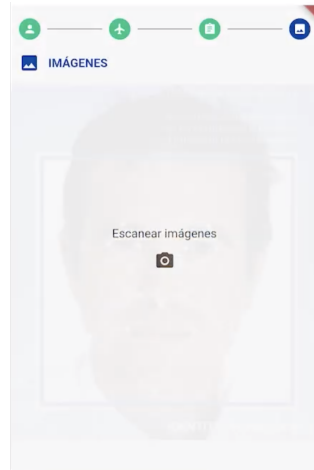
Indique si actualmente presenta alguno de estos síntomas

- ☐ FIEBRE / FEBER
- ☐ TOS / COUGH
- ☐ DOLOR DE GARGANTA / SORE THROAT
- ☐ PROBLEMAS PARA RESPIRAR / DIFFICULTIES TO BREATHE

✓

Migratory Control pre-register process

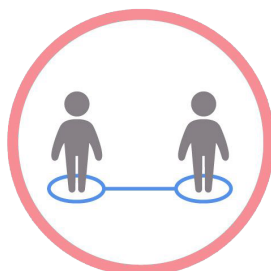
07. the app will generate a QR code.



Domestic Flights



Wear a mask and facial protector at all times.



Respect social distancing at all times.



Carry the print copy of the Health Affidavit form.



Hands and shoes disinfection are recommended, you will find the necessary implements within the airport.



Only people travelling will be allowed in the airport.

International departures



Wear a mask and facial protector at all times.



Meet the requirements of the destination country.



Only passengers with no COVID-19 symptoms will be allowed to travel.

International departures



Fill the online pre-register in the Migrations app during the 48 hours before the flight.



Hands and shoes disinfection are recommended, you will find the necessary implements within the airport.



Only people travelling will be allowed in the airport.


Measures taken for transportation

LIMATOURS

- EST. 1956 -

Vehicles

- We will work with tourism companies in the sector that comply with the measures established by the Peruvian Government
- The transport unit's capacity will be of 50%.
- Use of PPE in each service, from start to finish (surgical mask and hand sanitizer).
- Each vehicle must have a disinfection kit for shoes before access, gel disinfectant or other hand sanitizers for external use. The transport unit will be equipped with thermometers to take the passengers' temperature and a division between the driver's cabin and the rest of the vehicle.
- Each vehicle will be sanitized according to standardized procedures according to the highest standards before, during and after each service.
- The driver will use gloves during luggage loading, cleaning and disinfection of the transport unit.



Vessel

- Incorporate in a visible place inside the vessel informative posters or audiovisual mechanisms regarding the sanitary provisions that all personnel and passengers must comply with.
- Clean and disinfect the vessel, using disinfectant liquid and disposable gloves.
- Keep a record and control of cleaning and disinfection of the vessel.



Vessel

- Use route that avoids crowds of people at the points of departure, arrival, reception, embarkation and disembarkation, respecting the capacity of gauging in the places to visit.
- Do not allow the entry of people who do not have masks and / or are not in good condition.
- Disinfection elements such as hand disinfectant will be permanently available for the use for all staff and clients.
- Maintain adequate ventilation during all operations.
- Maintain a minimum distance of one (01) meter with other people and wear masks at all times.



Passenger route from arrival to destination

LIMATOURS

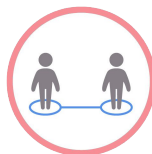
- EST. 1956 -

Passenger route

1- Our representatives will identify a passenger in the international or national zone



2 -Walk to the parking area keeping the distance of 1 meter.



3- Passengers' temperatures will be taken before boarding the transport unit.



6- Hand sanitizer will be available in the transport for the use of passengers when boarding and disembarking



5- The use of the mask is mandatory throughout the trip



4- The driver will wear gloves to place the suitcases in the corresponding area

BIOSAFETY PROTOCOLS AGAINST COVID-19

LIMATOURS

- EST. 1956 -

[Click here to see the whole protocol](#)

