



AP 2-D Art and Design Portfolio

Daisy Jiang

2021




Image 1

Sustained Investigation

Height: NA

Width: NA

Material(s): Photos and Photoshop

Process(es): Inspirations from picture books and microscopic images of prints.



Image 2

Sustained Investigation

Height: 16.5 inches

Width: 23.4 inches

Material(s): Colored pencils

Process(es): Minimal red inside black and white pencil drawing to bring emphasis to main character and objects.



Image 3

Sustained Investigation

Height: 16.5 inches

Width: 11.7 inches

Material(s): Collage using pages from magazines

Process(es): Investigating the relationship between me and the 2D world through figure-ground relationship.




Image 4

Sustained Investigation

Height: 23.4 inches

Width: 16.5 inches

Material(s): Block printing, oil pastel

Process(es): Overlapping dots created from block prints. Black oil pastel creates shadows.




Image 5

Sustained Investigation

Height: NA

Width: NA

Material(s): Block printing, oil pastel

Process(es): Dots printed using carved blocks mimics the effect of printed drawings under microscope.



Image 6

Sustained Investigation

Height: NA

Width: NA

Material(s): Digital art created from Procreate

Process(es): Used textured brush for the cardboard cake and smooth airbrush for the clay character.



Image 7

Sustained Investigation

Height: NA

Width: NA

Material(s): Digital art created using Procreate

Process(es): Using neon green to create contrast in color and bring emphasis to the character's eye.



Image 8

Sustained Investigation

Height: NA

Width: NA

Material(s): Digital collage with photo and Procreate illustration.

Process(es): Collaging photo of real life apartment into an illustration of my finger walking into the book.



Image 9

Sustained Investigation

Height: NA

Width: NA

Material(s): Digital art created using Procreate

Process(es): Layering of half-opaque strokes create reflective surface. Gaussian blur creates sense of depth.



Image 10

Sustained Investigation

Height: NA

Width: NA

Material(s): Digital art created using Procreate

Process(es): Saturated colors and exaggerated highlights create a playground that only exists in a utopian world.

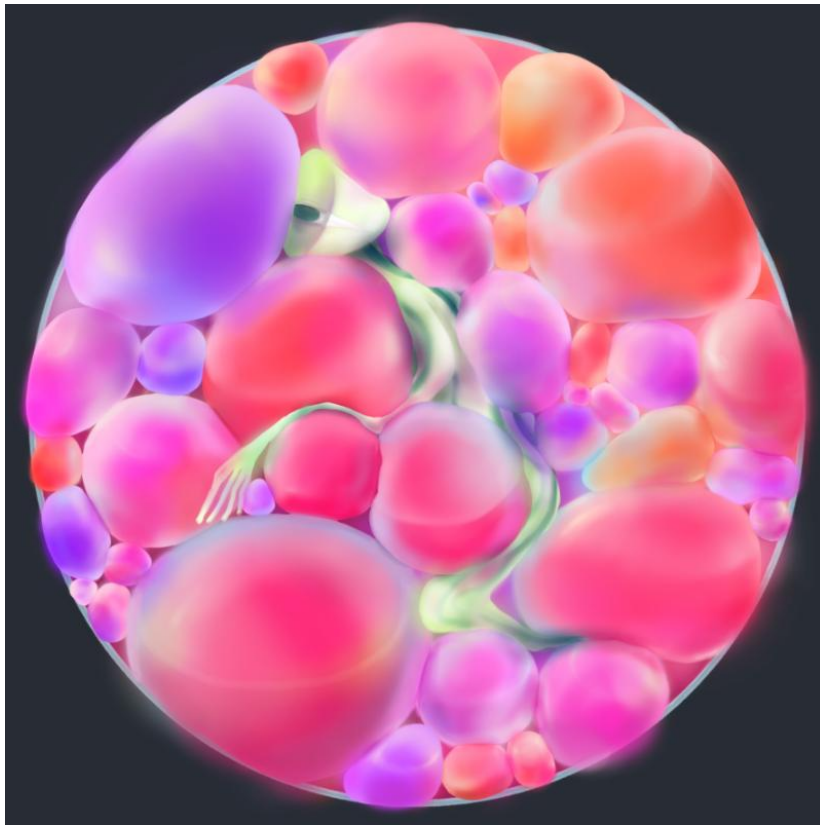


Image 11

Sustained Investigation

Height: NA

Width: NA

Material(s): Digital art created using Procreate

Process(es): Using soft airbrush, varying hues, and soft white stroke to create bubbles on the edge of bursting.




Image 12

Sustained Investigation

Height: 16.5 inches

Width: 11.7 inches

Material(s): Oil pastel, CANSON Mi-Teintes Pastel Pad

Process(es): Creating layers by ripping open grey and white book pages. 2D character consisting of tiny figures.

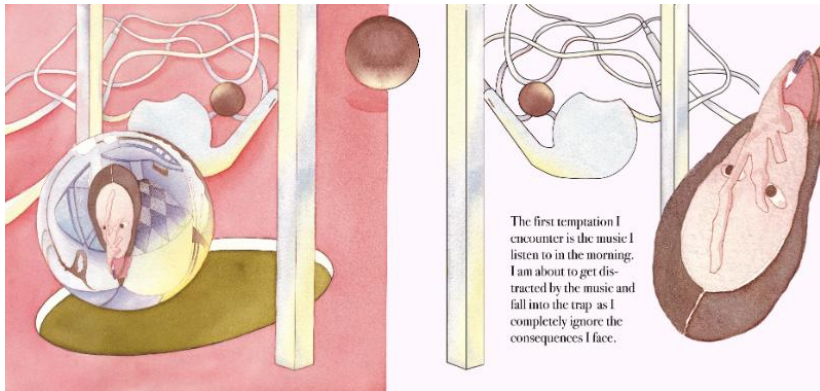


Image 13

Sustained Investigation

Height: NA

Width: NA

Material(s): Watercolor, Copic MultiLiner, Photoshop

Process(es): Using wet in wet technique to create clear yellow reflection on the marble.




Image 14

Sustained Investigation

Height: NA

Width: NA

Material(s): Watercolor, Copic MultiLiner, colored pencils, Photoshop

Process(es): Layering watercolor to create opaque red orange. Color pencil shadings emphasize paper texture.



Image 15

Sustained Investigation

Height: NA

Width: NA

Material(s): Watercolor, Copic MultiLiner, Photoshop

Process(es): The reflection painted with opaque white paint on top of watercolor creates texture like jelly.

Written Evidence

Sustained Investigation

Identify the question(s) or inquiry that guided your sustained investigation.

Describe how your sustained investigation shows evidence of practice, experimentation, and revision guided by your question(s) or inquiry.

Response:

Have you ever lived with the fantasy of what it would be like to live inside a children's book? I often hold fantasy plays inside my head about the relationship between the make-believe worlds drawn in picture books and my own position in the real world. My digital drawings portray the colorful worlds found inside the books of my childhood where all characters seem to be carefree. Although I can never live in a utopian world presented in the picture books, I certainly use this literary world for inspiration to create art and depict myself as a character inside my own story book.

I first explore the connection between us living in the 3D world and characters inside the 2D world. A chaotic city of characters with animal heads and human bodies (S2). Then, I emphasize difference between the two worlds using contrasting textures. A clay character—representing me—falling into a birthday cake made of cardboard (S6). Incompatibility of myself in the fictional world shown through the size difference between me and the world inside the book (S8-9). Textures that can only exist in utopian world (S10-11). Using elements from my childhood books, I designed book spreads of my own story (S13-15)



Work 1

Selected Works


Height: NA

Width: NA

Idea(s): I picture myself having a birthday party inside a children's book, where everything is 2D except me.

Material(s): Digital art created using Procreate

Process(es): Used textured brush for the cardboard cake and smooth airbrush for the clay character.



Work 2

Selected Works

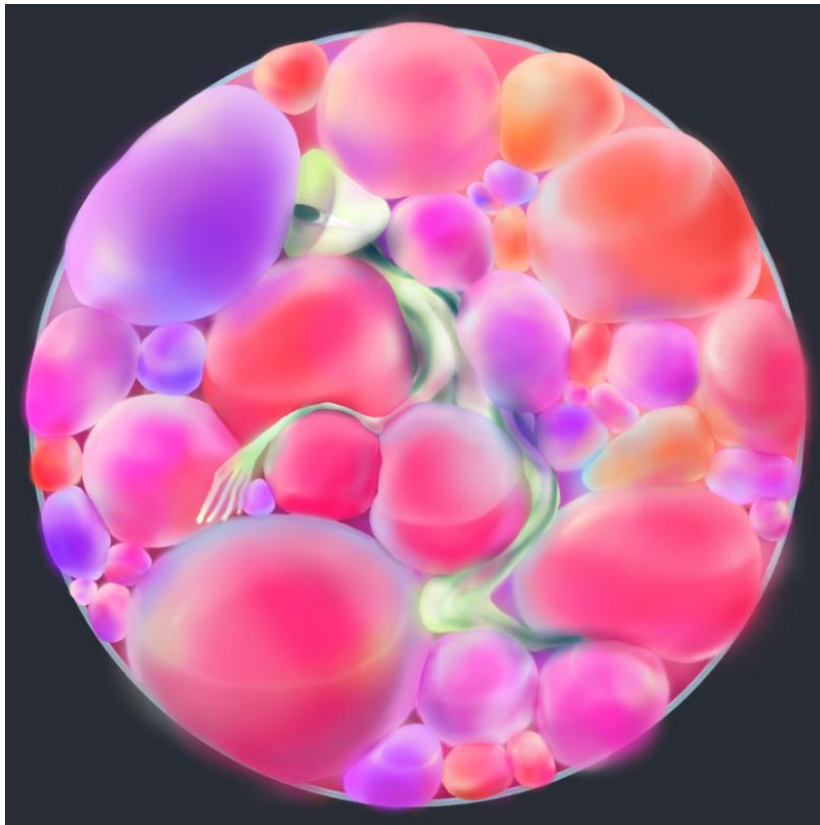
Height: NA

Width: NA

Idea(s): A portrait of my friend who tries to be humorous but end up showing his weaknesses.

Material(s): Digital art created using Procreate

Process(es): Blur patterns to separate layers of glass container, use airbrush to create smooth fish skin.



Work 3

Selected Works

Height: NA

Width: NA

Idea(s): I am sinking into the world inside story book, a world fragile yet beautiful like bubbles.

Material(s): Digital art created using Procreate

Process(es): Using soft airbrush, varying hues, and soft white stroke to create bubbles on the edge of bursting.



Work 4

Selected Works

Height: 9.25 inches

Width: 9.25 inches

Idea(s): Pinball machine shows my working habit. I am a marble tempted to bump into obstacles and distraction

Material(s): Rembrandt watercolor, Copic MultiLiner

Process(es): Painted dark background directs emphasis to the lightest surface. Used symmetry to create balance.



Work 5

Selected Works

Height: 9.25 inches

Width: 9.25 inches

Idea(s): A closeup of a marble inside the pinball machine, showing myself trapped inside the imagined space.

Material(s): Rembrandt watercolor, Copic MultiLiner, colored pencils

Process(es): Layering watercolor to create opaque red orange. Color pencil shadings emphasize paper texture.