

Salt Spray Test Chamber Model SSe CASS-AASS

(US Patent No.10371623)



Illustrative photo SS600e




**Allows full automatic cycle programming in accordance with:
ASTM B368 – ISO 9227 – JIS Z 2371**

Specification/Model	SS600eCASS	SS1000eCASS	SS1300eCASS	SS3000eCASS	SS5000eCASS
Chamber Temperature Range: Single channel	Ambient + 9°F (5°C) - +131°F (55°C)				
Bubble Tower Temperature Range: Single channel	Ambient + 9°F (5°C) - +165°F (74°C)				

Bubble Tower with constant level, no auxiliary tank necessary for long duration test



Centralized Atomization Nozzle with distribution tower and cone in accordance with:
 ASTM B368, pg. 4,
 Annex A ISO 9227,
 JIS Z 2371



Approximated internal cabinet volum (liters)

600

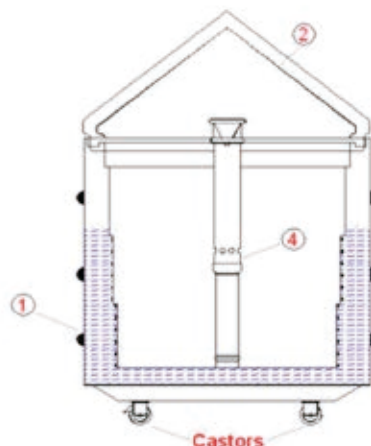
1,000

1,300


3,000

5,000

- 1 - Designed entirely in fiberglass (US patent 10371623)**
- Indirect Heating through water jacket according to ASTM B-117 to ensure that no metallic heating will affect corrosivity of testing results.**
- 2 Lid engineered with smooth surface, without seams, per ASTM B117, drops of solution which accumulate on the ceiling of the chamber shall not be permitted to fall on the specimens being exposed.**
- 3 - Unibody construction incorporating solution tank, bubble tower in one cabinet.**
- 4 - Central Atomization Tower engineered to ASTM B 117 standards ensuring collect fog uniformity and homogenous results.**



Data Acquisition Software - option:
 - By PC (RS 232, USB or RS 485)



UL508A Compliance

Included

Lid security system

Included

Visual and audible security system

Included









Internal Dimensions W x D x H (mm)	820 x 650 x 780	1,190 x 820 x 830	1,400 x 850 x 850	2,050 x 1,080 x 1,000	2,000 x 1,500 x 1,000
External Dimensions W x D x H (mm)	1,460 x 1,100 x 1,440	1,870 x 1,125 x 1,650	2,420 x 1,150 x 1,700	3,400 x 1,600 x 1,800	3,800 x 1,800 x 2,100
Approx. Crated Dimensions W x D x H (mm)	1,600 x 1,150 x 1,700	2,050 x 1,300 x 1,900	2,600 x 1,300 x 1,850	3,550 x 1,700 x 2,110	Pallets / Container
Approximate net weight	205 kg	210 kg	364 kg	550 kg	890 kg
Approximate Shipping Weight - Crated	258 kg	280 kg	417 kg	850 kg	1,000 Kg
Approximate test volume in liters (L)	600	1,000	1,300	3,000	5,000
Recommended Lab conditions	Temperature: 63 °F (17°C) - 82°F (28°C), Relative humidity: Maximum 85% (without condensation)				
Electrical Supply	208 - 230 V Ø1 50/60Hz				
FLA (208 ~ 230 V – 1 φ)	25A	35A			45A
Test water requirement	ASTM D 1193 Type IV				
DEI water pressure	7 to 14 psi (0.5 to 1.0 kgf/cm ²)				
DEI water input Ø	1/2"				
Constant Pressure	56 psi +/- 0.7 psi (4 kgf/cm ²)				
Drink Water Supply	Chamber cleaning				
Corrosive Agent	Per Standard				
Lab exhaust	Fume Hood and motor – if necessary				
Drain	½" PVC tubing or PVC drain 4" at least				
Chamber exhaust	PVC 2" pipe without siphon	4"		4"	
Measurement items: pH, Conductivity NaCl concentration	In accordance with ASTM B 117, JIS Z 2374, ISO 9227				
Service Area	minimum of 19.6" (50 cm) for an easier cleaning, assembling and maintenance				
1 (One) Year Parts Warranty against manufacturing defects from date of delivery at customer's site. This assumes equipment is used under normal operating conditions in accordance to the instruction manual. This warranty does not apply to glassware (lamps). In case of non-warranty issues during warranty period, actual expenses shall apply.					
Note 1: All our equipment is delivered with Installation, Maintenance and User Manual. We believe this material is enough for the correct use of the equipment. We are available for further questions and clarifications. Additionally, if desired, we can provide the technicians to assemble the equipment and conduct staff training at the client's site.					








(Cost available upon request).

Note 2: Appearance and specifications of equipment are subject to change without prior notice.

Note 3: We highly recommend that you don't use the same chamber for different solutions, e.g. don't use a Salt Spray chamber for CASS; Kesternich (SO₂) test or CASS chamber for humidity test due the chemical contamination that may distort the results. See item 4.6 of Standard ISO 9227.


Optional Accessories

<ul style="list-style-type: none"> • (1) rack - 15° or 20° inclination in accordance with ASTM B117 and ISO 9227. 	
<ul style="list-style-type: none"> • (1) Rack Special rack for fixing screws 	
<ul style="list-style-type: none"> • Special rack for customer supplied test sample. 	<p style="text-align: center;">Factory Consult</p>
<ul style="list-style-type: none"> • (2) Fog collectors. 	
<ul style="list-style-type: none"> • Fiberglass Fume Hood (hood only). 	
<ul style="list-style-type: none"> • Fiberglass axial fan assembly capacity: 1940 cfm. Net weight: 88 lbs.(40 kg). 	
<ul style="list-style-type: none"> • DI Water for SALT FOG. 	
<ul style="list-style-type: none"> • Hydrometer to measure concentration of saline solution in accordance to ASTM B 117. 	
<ul style="list-style-type: none"> • Plastic bucket with 50lb Salt EQCORR with chemical analysis traceability certificate ISO 17025 in accordance with ASTM B117, ISO 9227, JIS Z 2371, MILS STD 810G, among others 	


<ul style="list-style-type: none"> • Test Panels – 2.9" x 5" (76mm x 127mm). In accordance with ASTM B 117 (100 Pieces). 	
<ul style="list-style-type: none"> • Test Panels – 2.7" x 5.9" (70mm x 150mm). In accordance with ISO 9227 (100 pieces). 	
<ul style="list-style-type: none"> • Data Acquisition Software: - By PC (RS 232 or USB) 	
<ul style="list-style-type: none"> • Grid type test brackets supports 120 kg with distributed load. 	
<ul style="list-style-type: none"> • Cable port $\phi = 2"$~ EQOP 0034 	
<ul style="list-style-type: none"> • pH meter to measure saline. 	
<ul style="list-style-type: none"> • DEI water conductivity measuring equipment according to ASTM D1193 type IV. 	

Further optional requests shall be considered upon request.

NOTE: Chambers with other internal volumes consult us.



SS600eCASS – SS1000eCASS



SS600eCASS – SS1300eCASS