

NAME: _____

PHONE: _____

SCHOOL/ORGANIZATION: _____

E-MAIL: _____

DEALER/REP: _____

SALES REP: _____ QUOTE: _____

PORTABLE MIRRORS



The Athletic Edge Portable Treatment Mirror is specifically designed with distortion free glass and is available with a single or double-sided 72" mirror. It can be moved around your facility hassle-free with its 2" swivel casters to accommodate treatment needs.

STANDARD FEATURES:

- Portable full length mirror
- Distortion free glass
- 2" Casters
- Laminate or wood options available

STANDARD DIMENSIONS:

- ☐ **MI-1000**
24"W x 20"D x 72"H

Qty _____

OPTIONS:

- ☐ **MI-** Mirror on Back Side



MI-1000 (Front)

MI-1000 (Back)

STANDARD WOOD CHOICES:

- ☐  **Oak** ☐  **Maple**









WOOD STAIN OPTION:

- ☐ **Mod-Stain**

STAIN CHOICES:

- | | |
|--|---|
| <input type="checkbox"/>  Warm Copper | <input type="checkbox"/>  Rustic Fall |
| <input type="checkbox"/>  Deep Garnet | <input type="checkbox"/>  Warm Caramel |
| <input type="checkbox"/>  Fossil Gray | <input type="checkbox"/>  Black Beauty |
| <input type="checkbox"/>  Tungsten | <input type="checkbox"/> Custom Wood Stain Color |

STANDARD LAMINATE CHOICES:

- | | |
|---|--|
| <input type="checkbox"/>  Oak | <input type="checkbox"/>  Grey |
| <input type="checkbox"/>  Maple | <input type="checkbox"/>  Storm Grey |
| <input type="checkbox"/>  Cherry Merlot | <input type="checkbox"/>  Harbor Grain |
| <input type="checkbox"/>  Espresso | <input type="checkbox"/>  Black |