

NAME: _____

PHONE: _____


SCHOOL/ORGANIZATION: _____

E-MAIL: _____

DEALER/REP: _____

SALES REP: _____ QUOTE: _____

PT2001 BARIATRIC HI-LO MAT TABLES



PT2001-47

The PT2001 Bariatric Hi-Lo Mat Table is ideal for the rehabilitation setting and is available in a range of sizes to provide your facility with the option of delivering optimum care for larger patients. The table features 18-33" height range, single foot control and 1.5" high density foam cushion.

STANDARD FEATURES:

- Lifting Capacity: 750 lbs.
- Height range: 18-33"
- Durable steel base with powder coat finish
- 1.5" High density foam cushion
- Rounded corners
- Single foot control
- ADA Compliant















STANDARD TABLES:

PT2001-47
48"W x 84"L x 18-33"H
Qty _____

PT2001-57
60"W x 84"L x 18-33"H
Qty _____

PT2001-68
72"W x 96"L x 18-33"H
Qty _____

STANDARD UPHOLSTERY CHOICES:

- | | |
|------------------------------------------------------------------------------------------------------------------------------|------------------------------------------------------------------------------------------------------------------------------|
| <input type="checkbox"/>  Royal Blue | <input type="checkbox"/>  American Beauty |
| <input type="checkbox"/>  Imperial Blue | <input type="checkbox"/>  Lark |
| <input type="checkbox"/>  Blue Ridge | <input type="checkbox"/>  Burgundy |
| <input type="checkbox"/>  Deep Violet | <input type="checkbox"/>  Dove |
| <input type="checkbox"/>  Forest | <input type="checkbox"/>  Charcoal |
| <input type="checkbox"/>  Mandarin Orange | <input type="checkbox"/>  Mocha |
| <input type="checkbox"/>  Black | <input type="checkbox"/>  Putty |