

NAME: _____

PHONE: _____


SCHOOL/ORGANIZATION: _____

E-MAIL: _____

DEALER/REP: _____

SALES REP: _____ QUOTE: _____

DELUXE STRETCH TABLE



Our Deluxe Stretch Table is perfect for Stretch Therapists to perform passive, resistive, PNF, dynamic, and manual muscle manipulation for their athletes. The 2" high density foam is durable and will prevent patients from sinking into the cushion, which limits their flexibility. The 700lb load capacity allows both the therapist and athlete to be full weight bearing on the table with no issues on the stability of the table.



STANDARD TABLE:

☐ DST-7834

Deluxe Stretch Table
34"W x 78"L x 22"H

Qty _____

STORAGE AREA (Standing at cubby end)

☐ RIGHT

☐ LEFT

STANDARD UPHOLSTERY CHOICES:

- | | |
|------------------------------------------|------------------------------------------|
| <input type="checkbox"/> Royal Blue | <input type="checkbox"/> American Beauty |
| <input type="checkbox"/> Imperial Blue | <input type="checkbox"/> Lark |
| <input type="checkbox"/> Blue Ridge | <input type="checkbox"/> Burgundy |
| <input type="checkbox"/> Deep Violet | <input type="checkbox"/> Dove |
| <input type="checkbox"/> Forest | <input type="checkbox"/> Charcoal |
| <input type="checkbox"/> Mandarin Orange | <input type="checkbox"/> Mocha |
| <input type="checkbox"/> Black | <input type="checkbox"/> Putty |



DST-7834

STANDARD FEATURES:




- Load Capacity: 700 lbs.
- Available in wood or laminate
- Glue and dowel construction
- 2" High density foam cushion
- Rounded corners
- Black toe-kick plate
- Storage area on one side
- Divided cubby section (one end only)
- One adjustable shelf in center section of divided end cubby





DELUXE STRETCH TABLE

STANDARD LAMINATE CHOICES:

- | | |
|---------------------------------------------------------------------------------------------------------------------------------|--------------------------------------------------------------------------------------------------------------------------------|
| <input type="checkbox"/>  Oak | <input type="checkbox"/>  Grey |
| <input type="checkbox"/>  Maple | <input type="checkbox"/>  Storm Grey |
| <input type="checkbox"/>  Cherry Merlot | <input type="checkbox"/>  Harbor Grain |
| <input type="checkbox"/>  Espresso | <input type="checkbox"/>  Black |

STANDARD WOOD CHOICES:

- ☐  **Oak** ☐  **Maple**

WOOD STAIN OPTION:

- ☐ **DST-Stain**

STAIN CHOICES:

- | | |
|-------------------------------------------------------------------------------------------------------------------------------|----------------------------------------------------------------------------------------------------------------------------------|
| <input type="checkbox"/>  Warm Copper | <input type="checkbox"/>  Rustic Fall |
| <input type="checkbox"/>  Deep Garnet | <input type="checkbox"/>  Warm Caramel |
| <input type="checkbox"/>  Fossil Gray | <input type="checkbox"/>  Black Beauty |
| <input type="checkbox"/>  Tungsten | <input type="checkbox"/> Custom Wood Stain Color |

CUSTOM BRANDING:

- ☐ **Decal Custom Small**
Small Logo Decal
(6"W x 6"H)



- ☐ **Decal Custom Large**
Large Logo Decal
(12"W x 12"H)

