

NAME: _____


PHONE: _____

SCHOOL/ORGANIZATION: _____

E-MAIL: _____

DEALER/REP: _____

SALES REP: _____ QUOTE: _____



CAB-180 TREATMENT CABINET



*CAB-180 with Gas
Shock Lift Back and
Custom Stain*

Your athletic training room will shine with the addition of our custom branded treatment cabinets. Our line of cabinets meet the functional needs of athletic trainers and therapists, with ample storage and lift back options. The CAB-180 model is a three section cabinet that features four hinged doors on each side, drawer storage on foot end and one adjustable shelf in each doored section. Apply your team or organization logo to the top and to the cabinet exterior.

STANDARD FEATURES:

- 30"W x 78"L x 31"H
- Load Capacity: 600 lbs.
- 3 Section cabinet
- (4) Hinged doors on each side
- Drawers on foot end
- (1) Adjustable shelf in each doored section
- Available in wood or laminate finishes
- 110° Euro hinges on doors
- 2" High density foam cushion
- Rounded corners
- Black wire pull handles

STANDARD CABINET:


- ☐ **CAB-180**
30"W x 78"L x 31"H
Qty _____

OPTIONS:

- ☐ **CAB-LB** - 55° Lift Back Cushion (Manual Gas Shock)
- ☐ **CAB-LB-NGS** - 60° Lift Back Cushion (Ratchet Style with No Gas Shock)
- ☐ **CAB-FL** - Flush Mount Handles on Doors & Drawers
- ☐ **Lock Double Door** - Lock on Double Doors
- ☐ **Lock1001** - Lock on Drawers (Not available with Flush Mount Handles)



CAB-LB











CAB-LB-NGS



CAB-180 TREATMENT CABINET

STANDARD LAMINATE CHOICES:

- | | |
|---|--|
| <input type="checkbox"/>  Oak | <input type="checkbox"/>  Grey |
| <input type="checkbox"/>  Maple | <input type="checkbox"/>  Storm Grey |
| <input type="checkbox"/>  Cherry Merlot | <input type="checkbox"/>  Harbor Grain |
| <input type="checkbox"/>  Espresso | <input type="checkbox"/>  Black |

STANDARD WOOD CHOICES:

- | | |
|---|---|
| <input type="checkbox"/>  Oak | <input type="checkbox"/>  Maple |
|---|---|




WOOD STAIN OPTION:

- ☐ **CAB-Stain**

STAIN CHOICES:

- | | |
|---|--|
| <input type="checkbox"/>  Warm Copper | <input type="checkbox"/>  Rustic Fall |
| <input type="checkbox"/>  Deep Garnet | <input type="checkbox"/>  Warm Caramel |
| <input type="checkbox"/>  Fossil Gray | <input type="checkbox"/>  Black Beauty |
| <input type="checkbox"/>  Tungsten | <input type="checkbox"/> Custom Wood Stain Color |

STANDARD UPHOLSTERY CHOICES:

- | | |
|---|---|
| <input type="checkbox"/>  Royal Blue | <input type="checkbox"/>  American Beauty |
| <input type="checkbox"/>  Imperial Blue | <input type="checkbox"/>  Lark |
| <input type="checkbox"/>  Blue Ridge | <input type="checkbox"/>  Burgundy |
| <input type="checkbox"/>  Deep Violet | <input type="checkbox"/>  Dove |
| <input type="checkbox"/>  Forest | <input type="checkbox"/>  Charcoal |
| <input type="checkbox"/>  Mandarin Orange | <input type="checkbox"/>  Mocha |
| <input type="checkbox"/>  Black | <input type="checkbox"/>  Putty |

CUSTOM BRANDING:

- ☐ **Decal Custom Small**
Small Logo Decal
(6"W x 6"H)



- ☐ **Decal Custom Large**
Large Logo Decal
(12"W x 12"H)




CUSTOM CUSHION BRANDING:

- ☐ **LOGO COVER**
Logo Slip Cover
(Lift Back Only)
(30"W x 12"H)



- ☐ **LOGO DB**
Deboss Logo
(12"W x 12"H)










- DEBPLT12**
Deboss Plate

- ☐ **LOGO CP**
Color Edge Print
(12"W x 12"H)



COLOR EDGE PRINT UPHOLSTERY CHOICES:

- | | |
|--|---|
| <input type="checkbox"/>  Blue Ribbon | <input type="checkbox"/>  Celestial |
| <input type="checkbox"/>  Purple Passion | <input type="checkbox"/>  Valentine |
| <input type="checkbox"/>  Crimson | <input type="checkbox"/>  Dolphin |
| <input type="checkbox"/>  Black | |

**Color Edge Print upholstery colors do not match Standard Upholstery colors.