

NAME: \_\_\_\_\_

PHONE: \_\_\_\_\_

SCHOOL/ORGANIZATION: \_\_\_\_\_

E-MAIL: \_\_\_\_\_

DEALER/REP: \_\_\_\_\_

SALES REP: \_\_\_\_\_ QUOTE: \_\_\_\_\_

# CAB-130 TREATMENT CABINET



*CAB-130 with Ratchet Style Lift Back*

Your athletic training room will shine with the addition of our custom branded treatment cabinets. Our line of cabinets meet the functional needs of athletic trainers and therapists, with ample storage plus lift back and split leg options. The CAB-130 model features closed storage for a neater presentation, a three section cabinet with one adjustable shelf in each section, and four hinged doors on both sides. Apply your team or organization logo to the top and to the cabinet exterior.

## STANDARD FEATURES:

- 30"W x 78"L x 31"H
- Load Capacity: 600 lbs.
- 3 Section cabinet
- (4) Hinged doors on both sides
- (1) Adjustable shelf in each section
- Available in wood or laminate finishes
- 110° Euro hinges on doors
- 2" High density foam cushion
- Rounded corners
- Black wire pull handles

## STANDARD CABINET:

- CAB-130**  
30"W x 78"L x 31"H  
Qty \_\_\_\_\_



*CAB-130 with Ratchet Style Lift Back*

## OPTIONS:

- CAB-LB** - 55° Lift Back Cushion (Manual Gas Shock)
- CAB-LB-NGS** - 60° Lift Back Cushion (Ratchet Style with No Gas Shock)
- CAB-SL** - 45° Split Leg Cushion
- CAB-RSL** - 45° Split Leg Cushion (Ratchet Style)
- CAB-FL** - Flush Mount Handles on Doors
- Lock Double Door** - Lock on Double Doors











**Note:** When purchasing lift back and split leg options, the lift back with manual gas shock (CAB-LB) must be ordered with the pole/pin plunger split leg (CAB-SL). The ratchet style lift back (CAB-LB-NGS) must be ordered with the ratchet style split leg (CAB-RSL).



# CAB-130 TREATMENT CABINET

## STANDARD LAMINATE CHOICES:

-  **Oak**
-  **Maple**
-  **Cherry Merlot**
-  **Espresso**
-  **Grey**
-  **Storm Grey**
-  **Harbor Grain**
-  **Black**

## STANDARD WOOD CHOICES:

-  **Oak**
-  **Maple**















## WOOD STAIN OPTION:

- CAB-Stain**

## STAIN CHOICES:

-  **Warm Copper**
-  **Deep Garnet**
-  **Fossil Gray**
-  **Tungsten**
-  **Rustic Fall**
-  **Warm Caramel**
-  **Black Beauty**
- Custom Wood Stain Color**

## STANDARD UPHOLSTERY CHOICES:

-  **Royal Blue**
-  **Imperial Blue**
-  **Blue Ridge**
-  **Deep Violet**
-  **Forest**
-  **Mandarin Orange**
-  **Black**
-  **American Beauty**
-  **Lark**
-  **Burgundy**
-  **Dove**
-  **Charcoal**
-  **Mocha**
-  **Putty**

## CUSTOM BRANDING:

- Decal Custom Small**  
Small Logo Decal  
(6"W x 6"H)



- Decal Custom Large**  
Large Logo Decal  
(12"W x 12"H)




## CUSTOM CUSHION BRANDING:

- LOGO COVER**  
Logo Slip Cover  
(Lift Back Only)  
(30"W x 12"H)










- LOGO DB**  
Deboss Logo  
(12"W x 12"H)
- DEBPLT12**  
Deboss Plate



- LOGO CP**  
Color Edge Print  
(12"W x 12"H)



## COLOR EDGE PRINT UPHOLSTERY CHOICES:

-  **Blue Ribbon**
-  **Purple Passion**
-  **Crimson**
-  **Black**
-  **Celestial**
-  **Valentine**
-  **Dolphin**

*\*\*Color Edge Print upholstery colors do not match Standard Upholstery colors.*