

NAME: \_\_\_\_\_

PHONE: \_\_\_\_\_

SCHOOL/ORGANIZATION: \_\_\_\_\_

E-MAIL: \_\_\_\_\_

DEALER/REP: \_\_\_\_\_

SALES REP: \_\_\_\_\_ QUOTE: \_\_\_\_\_

# CAB-110 TREATMENT CABINET



Your athletic training room will shine with the addition of a custom branded treatment cabinet. Our line of cabinets meet the functional needs of athletic trainers and therapists, with ample storage plus lift back and split leg options. The CAB-110 Treatment Cabinet features a three section cabinet including four hinged doors, an adjustable shelf in two sections and three drawers. Apply your team or organization logo to the cushion top and to the cabinet exterior.



*CAB-110 with Gas Shock Lift Back, Split Leg and Flush Mount Handle  
(Doors and Drawers shown on Left Side)*

## STANDARD CABINET:

- CAB-110**  
30"W x 78"L x 31"H  
Qty \_\_\_\_\_

- DOORS & DRAWERS:**
- RIGHT SIDE**
  - LEFT SIDE**

## STANDARD FEATURES:

- 30"W x 78"L x 31"H
- Load Capacity: 600 lbs.
- 3 Section cabinet
- (4) hinged doors on front with solid back
- (1) Adjustable shelf in each section
- (3) Drawers
- Available in wood or laminate finishes
- 110° Euro hinges on doors
- Full extension glides on drawers
- 2" High density foam cushion
- Rounded corners
- Black wire pull handles



## OPTIONS:

- CAB-LB** - 55° Lift Back Cushion (Manual Gas Shock)
- CAB-LB-NGS** - 60° Lift Back Cushion (Ratchet Style with No Gas Shock)
- CAB-SL** - 45° Split Leg Cushion
- CAB-RSL** - 45° Split Leg Cushion (Ratchet Style)








- CAB-FL** - Flush Mount Handles on Doors and Drawers
- Lock Double Door** - Lock on Double Doors
- Lock1001** - Lock on Drawers  
(Not available with Flush Mount Handles)

**Note:** When purchasing lift back and split leg options, the lift back with manual gas shock (CAB-LB) must be ordered with the pole/pin plunger split leg (CAB-SL). The ratchet style lift back (CAB-LB-NGS) must be ordered with the ratchet style split leg (CAB-RSL).



# CAB-110 TREATMENT CABINET

## STANDARD LAMINATE CHOICES:

-  **Oak**
-  **Maple**
-  **Cherry Merlot**
-  **Espresso**
-  **Grey**
-  **Storm Grey**
-  **Harbor Grain**
-  **Black**

## STANDARD WOOD CHOICES:

-  **Oak**
-  **Maple**















## WOOD STAIN OPTION:

- CAB-Stain**

## STAIN CHOICES:

-  **Warm Copper**
-  **Deep Garnet**
-  **Fossil Gray**
-  **Tungsten**
-  **Rustic Fall**
-  **Warm Caramel**
-  **Black Beauty**
- Custom Wood Stain Color**

## STANDARD UPHOLSTERY CHOICES:

-  **Royal Blue**
-  **Imperial Blue**
-  **Blue Ridge**
-  **Deep Violet**
-  **Forest**
-  **Mandarin Orange**
-  **Black**
-  **American Beauty**
-  **Lark**
-  **Burgundy**
-  **Dove**
-  **Charcoal**
-  **Mocha**
-  **Putty**

## CUSTOM BRANDING:

- Decal Custom Small**  
Small Logo Decal  
(6"W x 6"H)



- Decal Custom Large**  
Large Logo Decal  
(12"W x 12"H)



## CUSTOM CUSHION BRANDING:

- LOGO COVER**  
Logo Slip Cover  
(Lift Back Only)  
(30"W x 12"H)










- LOGO DB**  
Deboss Logo  
(12"W x 12"H)
- DEBPLT12**  
Deboss Plate



- LOGO CP**  
Color Edge Print  
(12"W x 12"H)



## COLOR EDGE PRINT UPHOLSTERY CHOICES:

-  **Blue Ribbon**
-  **Purple Passion**
-  **Crimson**
-  **Black**
-  **Celestial**
-  **Valentine**
-  **Dolphin**

*\*\*Color Edge Print upholstery colors do not match Standard Upholstery colors.*