

NAME: _____

PHONE: _____

SCHOOL/ORGANIZATION: _____

E-MAIL: _____

DEALER/REP: _____

SALES REP: _____ QUOTE: _____

CAB-100-LST

LEG & SHOULDER (LAST) TREATMENT CABINET



The Leg and Shoulder Treatment Cabinet supports bilateral training and specific anatomical positioning to achieve the desired results for athletes, while the athletic trainers can store athletic training equipment at arm's reach. The unique design of the CAB-100-LST allows for patient positioning and range of motion to perform a wide range of activities using one stable platform. To maximize the efforts of physical therapists, athletic trainers, and clinicians, this cabinet is a must for each rehabilitation practice or athletic training room.



*CAB-100-LST
with Flush Mount
Handle*

STANDARD FEATURES:

- 30"W x 84"L x 34"H
- Load Capacity: 500 lbs.
- 3 Section cabinet
- (4) Hinged doors on each side
- Pass through open storage on foot end
- (1) Fixed height shelf in each section
- 70° Mechanical friction lock elevating back
- 90° Split leg elevation
- Drop out leg/shoulder area for improved range of motion
- Available in wood only
- 110° Euro hinges on doors
- 2" High density foam cushion
- Rounded corners
- Black wire pull handles
- Nose hole
- US Patent: 10,857,052

STANDARD CABINET:


- ☐ **CAB-100-LST**
30"W x 84"L x 34"H
Qty _____

OPTIONS:

- ☐ **CAB-FL** - Flush Mount Handles on Doors
☐ **Lock Double Door** - Lock on Double Doors



Fixed height shelf



Manual elevating lift back



CAB-100-LST

LEG & SHOULDER (LAST) TREATMENT CABINET

STANDARD WOOD CHOICES:

- ☐  **Oak** ☐  **Maple**

WOOD STAIN OPTION:

- ☐ **CAB-Stain**

STAIN CHOICES:

- | | |
|--|---|
| <input type="checkbox"/>  Warm Copper | <input type="checkbox"/>  Rustic Fall |
| <input type="checkbox"/>  Deep Garnet | <input type="checkbox"/>  Warm Caramel |
| <input type="checkbox"/>  Fossil Gray | <input type="checkbox"/>  Black Beauty |
| <input type="checkbox"/>  Tungsten | <input type="checkbox"/> Custom Wood Stain Color |

STANDARD UPHOLSTERY CHOICES:

- | | |
|--|--|
| <input type="checkbox"/>  Royal Blue | <input type="checkbox"/>  American Beauty |
| <input type="checkbox"/>  Imperial Blue | <input type="checkbox"/>  Lark |
| <input type="checkbox"/>  Blue Ridge | <input type="checkbox"/>  Burgundy |
| <input type="checkbox"/>  Deep Violet | <input type="checkbox"/>  Dove |
| <input type="checkbox"/>  Forest | <input type="checkbox"/>  Charcoal |
| <input type="checkbox"/>  Mandarin Orange | <input type="checkbox"/>  Mocha |
| <input type="checkbox"/>  Black | <input type="checkbox"/>  Putty |

CUSTOM BRANDING:

- ☐ **Decal Custom Small**
Small Logo Decal
(6"W x 6"H)



- ☐ **Decal Custom Large**
Large Logo Decal
(12"W x 12"H)



CUSTOM CUSHION BRANDING:

- ☐ **LOGO COVER**
Logo Slip Cover
(Lift Back Only)
(30"W x 12"H)










- ☐ **LOGO DB**
Deboss Logo
(12"W x 12"H)
DEBPLT12
Deboss Plate



- ☐ **LOGO CP**
Color Edge Print
(12"W x 12"H)



COLOR EDGE PRINT UPHOLSTERY CHOICES:

- | | |
|---|--|
| <input type="checkbox"/>  Blue Ribbon | <input type="checkbox"/>  Celestial |
| <input type="checkbox"/>  Purple Passion | <input type="checkbox"/>  Valentine |
| <input type="checkbox"/>  Crimson | <input type="checkbox"/>  Dolphin |
| <input type="checkbox"/>  Black | |

**Color Edge Print upholstery colors do not match Standard Upholstery colors.