

NAME: _____

PHONE: _____

SCHOOL/ORGANIZATION: _____

E-MAIL: _____

DEALER/REP: _____

SALES REP: _____ QUOTE: _____



CAB-040 MODALITY TREATMENT CABINET

STANDARD FEATURES:

- 30"W x 78"L x 31"H
- Load Capacity: 600 lbs.
- 3 Section cabinet
- (4) Hinged doors on front with solid back
- (1) Adjustable shelf for each end section
- (1) Full extension center pullout
- Available in wood or laminate finishes
- 110° Euro hinges on doors
- 2" High density foam cushion
- Rounded corners
- Black wire pull handles



*CAB-040 with
Drawer Lock*

Your athletic training room will shine with the addition of our custom branded treatment cabinets. Our line of cabinets meet the functional needs of athletic trainers and therapists, with ample storage plus lift back and split leg options. The CAB-040 model is our modality treatment cabinet, a three section cabinet with four hinged doors and one full extension center pullout that places modality equipment and tools at your fingertips. Apply your team or organization logo to the top and to the cabinet exterior.

STANDARD CABINET:

- ☐ **CAB-040**
30"W x 78"L x 31"H
Qty _____

DOORS & DRAWERS:

- ☐ **RIGHT SIDE**
☐ **LEFT SIDE**




*CAB-040 with
Gas Shock Lift
Back, Split Leg,
Color Edge
Print Logo and
Drawer Lock
(Doors & Drawer
Shown on Left
Side)*

OPTIONS:

- ☐ **CAB-LB** - 55° Lift Back Cushion (Manual Gas Shock)
☐ **CAB-LB-NGS** - 60° Lift Back Cushion (Ratchet Style with No Gas Shock)
☐ **CAB-SL** - 45° Split Leg Cushion
☐ **CAB-RSL** - 45° Split Leg Cushion (Ratchet Style)
☐ **CAB-FL** - Flush Mount Handles on Doors & Drawers
☐ **Lock Double Door** - Lock on Double Doors
☐ **Lock1001** - Lock on Drawers
 (Not available with Flush Mount Handles)

Note: When purchasing lift back and split leg options, the lift back with manual gas shock (CAB-LB) must be ordered with the pole/pin plunger split leg (CAB-SL). The ratchet style lift back (CAB-LB-NGS) must be ordered with the ratchet style split leg (CAB-RSL).



CAB-LB



CAB-LB-NGS



CAB-SL











CAB-RSL




CAB-040 MODALITY TREATMENT CABINET

STANDARD LAMINATE CHOICES:

- | | |
|---|--|
| <input type="checkbox"/>  Oak | <input type="checkbox"/>  Grey |
| <input type="checkbox"/>  Maple | <input type="checkbox"/>  Storm Grey |
| <input type="checkbox"/>  Cherry Merlot | <input type="checkbox"/>  Harbor Grain |
| <input type="checkbox"/>  Espresso | <input type="checkbox"/>  Black |

STANDARD WOOD CHOICES:

- | | |
|---|---|
| <input type="checkbox"/>  Oak | <input type="checkbox"/>  Maple |
|---|---|


WOOD STAIN OPTION:

- ☐ **CAB-Stain**

STAIN CHOICES:

- | | |
|---|--|
| <input type="checkbox"/>  Warm Copper | <input type="checkbox"/>  Rustic Fall |
| <input type="checkbox"/>  Deep Garnet | <input type="checkbox"/>  Warm Caramel |
| <input type="checkbox"/>  Fossil Gray | <input type="checkbox"/>  Black Beauty |
| <input type="checkbox"/>  Tungsten | <input type="checkbox"/> Custom Wood Stain Color |

STANDARD UPHOLSTERY CHOICES:

- | | |
|---|---|
| <input type="checkbox"/>  Royal Blue | <input type="checkbox"/>  American Beauty |
| <input type="checkbox"/>  Imperial Blue | <input type="checkbox"/>  Lark |
| <input type="checkbox"/>  Blue Ridge | <input type="checkbox"/>  Burgundy |
| <input type="checkbox"/>  Deep Violet | <input type="checkbox"/>  Dove |
| <input type="checkbox"/>  Forest | <input type="checkbox"/>  Charcoal |
| <input type="checkbox"/>  Mandarin Orange | <input type="checkbox"/>  Mocha |
| <input type="checkbox"/>  Black | <input type="checkbox"/>  Putty |

CUSTOM BRANDING:

- ☐ **Decal Custom Small**
Small Logo Decal
(6"W x 6"H)



- ☐ **Decal Custom Large**
Large Logo Decal
(12"W x 12"H)




CUSTOM CUSHION BRANDING:

- ☐ **LOGO COVER**
Logo Slip Cover
(Lift Back Only)
(30"W x 12"H)










- ☐ **LOGO DB**
Deboss Logo
(12"W x 12"H)
DEBPLT12
Deboss Plate



- ☐ **LOGO CP**
Color Edge Print
(12"W x 12"H)



COLOR EDGE PRINT UPHOLSTERY CHOICES:

- | | |
|--|---|
| <input type="checkbox"/>  Blue Ribbon | <input type="checkbox"/>  Celestial |
| <input type="checkbox"/>  Purple Passion | <input type="checkbox"/>  Valentine |
| <input type="checkbox"/>  Crimson | <input type="checkbox"/>  Dolphin |
| <input type="checkbox"/>  Black | |

***Color Edge Print upholstery colors do not match Standard Upholstery colors.*