

NAME: \_\_\_\_\_

PHONE: \_\_\_\_\_

SCHOOL/ORGANIZATION: \_\_\_\_\_

E-MAIL: \_\_\_\_\_

DEALER/REP: \_\_\_\_\_

SALES REP: \_\_\_\_\_ QUOTE: \_\_\_\_\_


# CAB-020 TREATMENT CABINET



Your athletic training room will shine with the addition of our custom branded treatment cabinets. Our line of cabinets meet the functional needs of athletic trainers and therapists, with ample storage plus lift back and split leg options. The CAB-020 model features an open three section cabinet with one adjustable shelf in each section. Apply your team or organization logo to the top and to the cabinet exterior.




*CAB-020 with Gas Shock Lift Back and Logo Slip Cover*




*CAB-LB*



*CAB-SL*



*CAB-LB-NGS*



*CAB-RSL*

## STANDARD FEATURES:

- 30"W x 78"L x 31"H
- Load Capacity: 600 lbs.
- 3 Section cabinet, open on both sides
- (1) Adjustable shelf for each section
- Available in wood or laminate finishes
- 2" High density foam cushion
- Rounded corners

## STANDARD CABINET:

- ☐ **CAB-020**  
30"W x 78"L x 31"H  
Qty \_\_\_\_\_



*CAB-020 with Gas Shock Lift Back and Split Leg*

## OPTIONS:









- ☐ **CAB-LB** - 55° Lift Back Cushion (Manual Gas Shock)
- ☐ **CAB-LB-NGS** - 60° Lift Back Cushion (Ratchet Style with No Gas Shock)
- ☐ **CAB-SL** - 45° Split Leg Cushion
- ☐ **CAB-RSL** - 45° Split Leg Cushion (Ratchet Style)

**Note:** When purchasing lift back and split leg options, the lift back with manual gas shock (CAB-LB) must be ordered with the pole/pin plunger split leg (CAB-SL). The ratchet style lift back (CAB-LB-NGS) must be ordered with the ratchet style split leg (CAB-RSL).



# CAB-020 TREATMENT CABINET

## STANDARD LAMINATE CHOICES:

- |   |  |
|---|--|
| <input type="checkbox"/>  <b>Oak</b>           | <input type="checkbox"/>  <b>Grey</b>         |
| <input type="checkbox"/>  <b>Maple</b>         | <input type="checkbox"/>  <b>Storm Grey</b>   |
| <input type="checkbox"/>  <b>Cherry Merlot</b> | <input type="checkbox"/>  <b>Harbor Grain</b> |
| <input type="checkbox"/>  <b>Espresso</b>      | <input type="checkbox"/>  <b>Black</b>        |

## STANDARD WOOD CHOICES:

- |   |   |
|---|---|
| <input type="checkbox"/>  <b>Oak</b> | <input type="checkbox"/>  <b>Maple</b> |
|---|---|










## WOOD STAIN OPTION:

- ☐ **CAB-Stain**

## STAIN CHOICES:

- |   |  |
|---|--|
| <input type="checkbox"/>  <b>Warm Copper</b> | <input type="checkbox"/>  <b>Rustic Fall</b>  |
| <input type="checkbox"/>  <b>Deep Garnet</b> | <input type="checkbox"/>  <b>Warm Caramel</b> |
| <input type="checkbox"/>  <b>Fossil Gray</b> | <input type="checkbox"/>  <b>Black Beauty</b> |
| <input type="checkbox"/>  <b>Tungsten</b>    | <input type="checkbox"/> <b>Custom Wood Stain Color</b>  |

## STANDARD UPHOLSTERY CHOICES:

- |   |   |
|---|---|
| <input type="checkbox"/>  <b>Royal Blue</b>        | <input type="checkbox"/>  <b>American Beauty</b> |
| <input type="checkbox"/>  <b>Imperial Blue</b>     | <input type="checkbox"/>  <b>Lark</b>            |
| <input type="checkbox"/>  <b>Blue Ridge</b>        | <input type="checkbox"/>  <b>Burgundy</b>        |
| <input type="checkbox"/>  <b>Deep Violet</b>      | <input type="checkbox"/>  <b>Dove</b>           |
| <input type="checkbox"/>  <b>Forest</b>          | <input type="checkbox"/>  <b>Charcoal</b>      |
| <input type="checkbox"/>  <b>Mandarin Orange</b> | <input type="checkbox"/>  <b>Mocha</b>         |
| <input type="checkbox"/>  <b>Black</b>           | <input type="checkbox"/>  <b>Putty</b>         |

## CUSTOM BRANDING:

- ☐ **Decal Custom Small**  
Small Logo Decal  
(6"W x 6"H)



- ☐ **Decal Custom Large**  
Large Logo Decal  
(12"W x 12"H)




## CUSTOM CUSHION BRANDING:

- ☐ **LOGO COVER**  
Logo Slip Cover  
(Lift Back Only)  
(30"W x 12"H)










- ☐ **LOGO DB**  
Deboss Logo  
(12"W x 12"H)  
**DEBPLT12**  
Deboss Plate



- ☐ **LOGO CP**  
Color Edge Print  
(12"W x 12"H)



## COLOR EDGE PRINT UPHOLSTERY CHOICES:

- |  |   |
|--|---|
| <input type="checkbox"/>  <b>Blue Ribbon</b>    | <input type="checkbox"/>  <b>Celestial</b> |
| <input type="checkbox"/>  <b>Purple Passion</b> | <input type="checkbox"/>  <b>Valentine</b> |
| <input type="checkbox"/>  <b>Crimson</b>        | <input type="checkbox"/>  <b>Dolphin</b>   |
| <input type="checkbox"/>  <b>Black</b>          |   |

*\*\*Color Edge Print upholstery colors do not match Standard Upholstery colors.*