

NAME: _____

PHONE: _____

SCHOOL/ORGANIZATION: _____

E-MAIL: _____

DEALER/REP: _____

SALES REP: _____ QUOTE: _____

CAB-010 TREATMENT CABINET



CAB-010 with Gas Shock Lift Back, Split Leg, Locks and Color Edge Print Logo

Your athletic training room will shine with the addition of our custom branded treatment cabinets. Our line of cabinets meet the functional needs of athletic trainers and therapists, with ample storage plus lift back and split leg options. The CAB-010 model features closed storage for a neater presentation, with a three section cabinet with one adjustable shelf in each section and six hinged doors on the front. Apply your team or organization logo to the top and to the cabinet exterior.

STANDARD CABINET:

- CAB-010**
30"W x 78"L x 31"H

Qty _____

DOORS:

- RIGHT SIDE**
- LEFT SIDE**



CAB-010 with Gas Shock Lift Back and Split Leg (Doors Shown on Right Side)

STANDARD FEATURES:

- 30"W x 78"L x 31"H
- Load Capacity: 600 lbs.
- 3 Section cabinet
- (6) Hinged doors on front with a solid back
- (1) Adjustable shelf in each section
- Available in wood or laminate finishes
- 110° Euro hinges on doors
- 2" High density foam cushion
- Rounded corners
- Black wire pull handles


OPTIONS:

- CAB-LB** - 55° Lift Back Cushion (Manual Gas Shock)
- CAB-LB-NGS** - 60° Lift Back Cushion (Ratchet Style with No Gas Shock)
- CAB-SL** - 45° Split Leg Cushion
- CAB-RSL** - 45° Split Leg Cushion (Ratchet Style)
- CAB-12D** - Doors on Second Side
- CAB-FL** - Flush Mount Handles on Doors
- Lock Double Door** - Lock on Double Doors

Note: When purchasing lift back and split leg options, the lift back with manual gas shock (CAB-LB) must be ordered with the pole/pin plunger split leg (CAB-SL). The ratchet style lift back (CAB-LB-NGS) must be ordered with the ratchet style split leg (CAB-RSL).



CAB-LB



CAB-LB-NGS



CAB-SL










CAB-RSL





CAB-010 TREATMENT CABINET

STANDARD LAMINATE CHOICES:

-  **Oak**
-  **Maple**
-  **Cherry Merlot**
-  **Espresso**
-  **Grey**
-  **Storm Grey**
-  **Harbor Grain**
-  **Black**


STANDARD WOOD CHOICES:

-  **Oak**
-  **Maple**















WOOD STAIN OPTION:

- CAB-Stain**

STAIN CHOICES:

-  **Warm Copper**
-  **Deep Garnet**
-  **Fossil Gray**
-  **Tungsten**
-  **Rustic Fall**
-  **Warm Caramel**
-  **Black Beauty**
- Custom Wood Stain Color**

STANDARD UPHOLSTERY CHOICES:

-  **Royal Blue**
-  **Imperial Blue**
-  **Blue Ridge**
-  **Deep Violet**
-  **Forest**
-  **Mandarin Orange**
-  **Black**
-  **American Beauty**
-  **Lark**
-  **Burgundy**
-  **Dove**
-  **Charcoal**
-  **Mocha**
-  **Putty**

CUSTOM BRANDING:

- Decal Custom Small**
Small Logo Decal
(6"W x 6"H)



- Decal Custom Large**
Large Logo Decal
(12"W x 12"H)




CUSTOM CUSHION BRANDING:

- LOGO COVER**
Logo Slip Cover
(Lift Back Only)
(30"W x 12"H)










- LOGO DB**
Deboss Logo
(12"W x 12"H)
- DEBPLT12**
Deboss Plate



- LOGO CP**
Color Edge Print
(12"W x 12"H)



COLOR EDGE PRINT UPHOLSTERY CHOICES:

-  **Blue Ribbon**
-  **Purple Passion**
-  **Crimson**
-  **Black**
-  **Celestial**
-  **Valentine**
-  **Dolphin**

***Color Edge Print upholstery colors do not match Standard Upholstery colors.*