

NAME: \_\_\_\_\_

PHONE: \_\_\_\_\_

SCHOOL/ORGANIZATION: \_\_\_\_\_

E-MAIL: \_\_\_\_\_

DEALER/REP: \_\_\_\_\_

SALES REP: \_\_\_\_\_ QUOTE: \_\_\_\_\_



# ALUMA ELITE by The Athletic Edge

# ALUMA ELITE A6190 TREATMENT CABINET

The Aluma Elite A6190 Treatment Cabinet is the perfect centerpiece for your athletic training facility. Your top can be configured to include a lift back and/or split leg configuration. This cabinet can be purchased as a stationary table or configured to include hi-lo elevation. With an easy-to-operate adjustable height ranging from 20.5" to 30.5", this cabinet serves most athletic trainers' needs. Each treatment cabinet also comes standard with dual-side USB/120V outlets.



## STANDARD FEATURES:

- Load Capacity: 750 lbs.
- 30"W x 78"L x 20.5"H
- Durable aluminum construction
- Tough powder coat finish
- (3) Pass through drawers with center stop accessible on both sides
- Hand control on both sides
- (1) USB/120V Outlet on each side
- Graphics Package: includes (1) large logo decal on foot end
- 2" Semi-firm foam cushion
- Rounded corners

*A6190 Shown with Lift Back, Split Leg, and Elevation*

## STANDARD CABINET DIMENSIONS:

- A6190**  
30"W x 78"L x 20.5"H

Qty \_\_\_\_\_

## OPTIONS:

- A4275** - 70° Lift Back Cushion
- A4360** - 45° Split Leg Cushion
- A4359** - Lift Back and Split Leg Cushions
- A6190-EL** - 20.5-30.5" Elevation
- A4467** - Heavy Duty Drawer Liner (per drawer)
























**ALUMA ELITE**  
by The Athletic Edge

# ALUMA ELITE A6190 TREATMENT CABINET
















## STANDARD UPHOLSTERY CHOICES:

- |  |  |
|--|--|
| <input type="checkbox"/>  Royal Blue      | <input type="checkbox"/>  American Beauty |
| <input type="checkbox"/>  Imperial Blue   | <input type="checkbox"/>  Lark            |
| <input type="checkbox"/>  Blue Ridge      | <input type="checkbox"/>  Burgundy        |
| <input type="checkbox"/>  Deep Violet     | <input type="checkbox"/>  Dove            |
| <input type="checkbox"/>  Forest          | <input type="checkbox"/>  Charcoal        |
| <input type="checkbox"/>  Mandarin Orange | <input type="checkbox"/>  Mocha           |
| <input type="checkbox"/>  Black           | <input type="checkbox"/>  Putty           |

## STANDARD FRAME COLORS:

- |  |   |
|--|---|
| <input type="checkbox"/>  Black       | <input type="checkbox"/>  Green        |
| <input type="checkbox"/>  Light Gray  | <input type="checkbox"/>  Forest Green |
| <input type="checkbox"/>  Charcoal    | <input type="checkbox"/>  Purple       |
| <input type="checkbox"/>  Bright Blue | <input type="checkbox"/>  Yellow       |
| <input type="checkbox"/>  Royal Blue  | <input type="checkbox"/>  Orange       |
| <input type="checkbox"/>  Navy Blue   | <input type="checkbox"/>  Brown        |
| <input type="checkbox"/>  Red         | <input type="checkbox"/>  White        |
| <input type="checkbox"/>  Burgundy    |   |

## STANDARD ACCENT COLORS:

- |  |   |
|--|---|
| <input type="checkbox"/>  Black       | <input type="checkbox"/>  Green        |
| <input type="checkbox"/>  Light Gray  | <input type="checkbox"/>  Forest Green |
| <input type="checkbox"/>  Charcoal    | <input type="checkbox"/>  Purple       |
| <input type="checkbox"/>  Bright Blue | <input type="checkbox"/>  Yellow       |
| <input type="checkbox"/>  Royal Blue  | <input type="checkbox"/>  Orange       |
| <input type="checkbox"/>  Navy Blue   | <input type="checkbox"/>  Brown        |
| <input type="checkbox"/>  Red         | <input type="checkbox"/>  White        |
| <input type="checkbox"/>  Burgundy    |   |

## CUSTOM CUSHION BRANDING:

- A4451**  
Logo Slip Cover  
(30"W x 12"H)  
(Available only on  
Lift Back Cushion  
Option)










- LOGO DB**  
Deboss Logo  
(12"W x 12"H)  
**DEBPLT12**  
Deboss Plate



- LOGO CP**  
Color Edge Print  
(12"W x 12"H)



## COLOR EDGE PRINT UPHOLSTERY CHOICES:

- |   |  |
|---|--|
| <input type="checkbox"/>  Blue Ribbon    | <input type="checkbox"/>  Celestial |
| <input type="checkbox"/>  Purple Passion | <input type="checkbox"/>  Valentine |
| <input type="checkbox"/>  Crimson        | <input type="checkbox"/>  Dolphin   |
| <input type="checkbox"/>  Black          |  |

*\*\*Color Edge Print upholstery colors do not match Standard Upholstery colors.*