

NAME: _____

PHONE: _____

SCHOOL/ORGANIZATION: _____

E-MAIL: _____

DEALER/REP: _____

SALES REP: _____ QUOTE: _____

ALUMA ELITE A6000 TREATMENT CABINET



A6000 with Lift Back and Split Leg Cushion

The Aluma Elite Treatment Cabinet is the perfect centerpiece for your athletic training facility. Configure your treatment table to meet your needs. Multiple cabinet and drawer options provide ample pass-through storage accessible from both sides. Equipped with one USB/120v outlet on each side, choose the correct height by selecting a cabinet with or without elevation.

STANDARD FEATURES:

- Load Capacity: 750 lbs.
- 30"W x 78" L x 31" H
- Durable aluminum construction
- Tough powder coat finish
- Pass through storage accessible on both sides
- (1) USB/120V Outlet on each side
- Graphics Package: includes (1) large logo decal on foot end
- 2" Semi-firm foam cushion
- Rounded corners

OPTIONS:

- A4275** - 70° Lift Back Cushion
- A4360** - 45° Split Leg Cushion
- A4359** - Lift Back and Split Leg Cushions
- A6000-EL** - 31-41" Elevation (Single Mounted Hand Control)
 - HAND CONTROL ON RIGHT**
 - HAND CONTROL ON LEFT**
- A4467** - Heavy Duty Drawer Liner (per drawer)

Qty _____

STANDARD CABINET DIMENSIONS:

- A6000**
30"W x 78" L x 31" H

Qty _____



SECTION 1 (HEAD END)

- DOUBLE DOORS
- 2 DRAWERS

SECTION 2

- DOUBLE DOORS
- 2 DRAWERS

SECTION 3 (FOOT END)

- DOUBLE DOORS
- 2 DRAWERS



ALUMA ELITE

by The Athletic Edge




ALUMA ELITE

by The Athletic Edge
















ALUMA ELITE

A6000 TREATMENT CABINET











STANDARD UPHOLSTERY CHOICES:

- | | |
|--|--|
| <input type="checkbox"/>  Royal Blue | <input type="checkbox"/>  American Beauty |
| <input type="checkbox"/>  Imperial Blue | <input type="checkbox"/>  Lark |
| <input type="checkbox"/>  Blue Ridge | <input type="checkbox"/>  Burgundy |
| <input type="checkbox"/>  Deep Violet | <input type="checkbox"/>  Dove |
| <input type="checkbox"/>  Forest | <input type="checkbox"/>  Charcoal |
| <input type="checkbox"/>  Mandarin Orange | <input type="checkbox"/>  Mocha |
| <input type="checkbox"/>  Black | <input type="checkbox"/>  Putty |

STANDARD FRAME COLORS:

- | | |
|--|---|
| <input type="checkbox"/>  Black | <input type="checkbox"/>  Green |
| <input type="checkbox"/>  Light Gray | <input type="checkbox"/>  Forest Green |
| <input type="checkbox"/>  Charcoal | <input type="checkbox"/>  Purple |
| <input type="checkbox"/>  Bright Blue | <input type="checkbox"/>  Yellow |
| <input type="checkbox"/>  Royal Blue | <input type="checkbox"/>  Orange |
| <input type="checkbox"/>  Navy Blue | <input type="checkbox"/>  Brown |
| <input type="checkbox"/>  Red | <input type="checkbox"/>  White |
| <input type="checkbox"/>  Burgundy | |

STANDARD ACCENT COLORS:


- | | |
|--|---|
| <input type="checkbox"/>  Black | <input type="checkbox"/>  Green |
| <input type="checkbox"/>  Light Gray | <input type="checkbox"/>  Forest Green |
| <input type="checkbox"/>  Charcoal | <input type="checkbox"/>  Purple |
| <input type="checkbox"/>  Bright Blue | <input type="checkbox"/>  Yellow |
| <input type="checkbox"/>  Royal Blue | <input type="checkbox"/>  Orange |
| <input type="checkbox"/>  Navy Blue | <input type="checkbox"/>  Brown |
| <input type="checkbox"/>  Red | <input type="checkbox"/>  White |
| <input type="checkbox"/>  Burgundy | |

CUSTOM CUSHION BRANDING:

- A4451**
Logo Slip Cover
(30"W x 12"H)
(Available only on
Lift Back Cushion
Option)



- LOGO DB**
Deboss Logo
(12"W x 12"H)



- DEBPLT12**
Deboss Plate

- LOGO CP**
Color Edge Print
(12"W x 12"H)



COLOR EDGE PRINT UPHOLSTERY CHOICES:

- | | |
|---|--|
| <input type="checkbox"/>  Blue Ribbon | <input type="checkbox"/>  Celestial |
| <input type="checkbox"/>  Purple Passion | <input type="checkbox"/>  Valentine |
| <input type="checkbox"/>  Crimson | <input type="checkbox"/>  Dolphin |
| <input type="checkbox"/>  Black | |

***Color Edge Print upholstery colors do not match Standard Upholstery colors.*



Pass Through
Drawer



Pass Through Shelf
Storage



USB/120V Outlet



Single Mounted
Hand Control