

NAME: _____

PHONE: _____

SCHOOL/ORGANIZATION: _____

E-MAIL: _____

DEALER/REP: _____

SALES REP: _____ QUOTE: _____



EDGE SPORT WOOD TREATMENT TABLES



*TESS-2772 with
Shelf, Cabinet, and
(2) Drawers*

Custom build your wood treatment table to meet the specific needs of your athletic training room. Each table comes standard with solid hardwood legs and base, H-brace construction, thick 3/4" plywood top, comfortable 2" high density foam cushion, softly rounded corners and dual-bolted leg assembly that folds down for easy shipping. Make it your own by adding length or width, shelves or a cabinet that can be mounted on either end. Patient-friendly customizations include a nose hole and 70° manual lift back with 6 position elevation.

STANDARD TABLES:

☐ **FESS-2772***
27" Flat Cushion
27"W x 72"L x 31"H
Qty _____

☐ **FESS-3072***
30" Flat Cushion
30"W x 72"L x 31"H
Qty _____

☐ **FESS-2778**
27" Flat Cushion
27"W x 78"L x 31"H
Qty _____

☐ **FESS-3078**
30" Flat Cushion
30"W x 78"L x 31"H
Qty _____

STANDARD FEATURES:

- Load Capacity: 550 lbs.
- Solid hardwood H-brace construction
- 2" High density foam cushion
- Rounded corners
- Dual-bolted leg assembly that folds down for convenient shipping

LIFT BACK TABLES:

☐ **TESS-2772***
27" Lift Back Cushion
27"W x 72"L x 31"H
Qty _____

☐ **TESS-3072***
30" Lift Back Cushion
30"W x 72"L x 31"H
Qty _____

☐ **TESS-2778**
27" Lift Back Cushion
27"W x 78"L x 31"H
Qty _____

☐ **TESS-3078**
30" Lift Back Cushion
30"W x 78"L x 31"H
Qty _____

* Available for Quick Ship

(Items ship within 3 business days after receipt of PO)

OPTIONS:

- ☐ **ESS Bottom Shelf** - Bottom Shelf
- ☐ **ESS Cabinet** - Shelf and Open Cabinet
 - ☐ **Head End** ☐ **Foot End**
- ☐ **ESS Drawers** - Shelf, Cabinet & (2) Drawers w/Black Wire Pull Handles
 - ☐ **Head End** ☐ **Foot End**
- ☐ **NH** - Nose Hole in Cushion
- ☐ **TSFO-FHDR** - Flush Mount Handles on Drawers
- ☐ **EPTPH01** - Paper Roll Holder (On Foot End with Paper Cutter on Head End)



EPTPH01



EDGE SPORT WOOD TREATMENT TABLES

STANDARD WOOD CHOICES:

- ☐  Oak ☐  Maple

WOOD STAIN OPTION:

- ☐ **ESS-Stain**














STAIN CHOICES:

- | | |
|--|---|
| <input type="checkbox"/>  Warm Copper | <input type="checkbox"/>  Rustic Fall |
| <input type="checkbox"/>  Deep Garnet | <input type="checkbox"/>  Warm Caramel |
| <input type="checkbox"/>  Fossil Gray | <input type="checkbox"/>  Black Beauty |
| <input type="checkbox"/>  Tungsten | <input type="checkbox"/> Custom Wood Stain Color |



TESS-2772 with Custom Grey Stain; Color Edge Print; Shelf, Cabinet, and (2) Drawers

STANDARD UPHOLSTERY CHOICES:

- | | |
|--|--|
| <input type="checkbox"/>  Royal Blue | <input type="checkbox"/>  American Beauty |
| <input type="checkbox"/>  Imperial Blue | <input type="checkbox"/>  Lark |
| <input type="checkbox"/>  Blue Ridge | <input type="checkbox"/>  Burgundy |
| <input type="checkbox"/>  Deep Violet | <input type="checkbox"/>  Dove |
| <input type="checkbox"/>  Forest | <input type="checkbox"/>  Charcoal |
| <input type="checkbox"/>  Mandarin Orange | <input type="checkbox"/>  Mocha |
| <input type="checkbox"/>  Black | |



FESS-2772

CUSTOM BRANDING:

- ☐ **Decal Custom Small**
Small Logo Decal
(6"W x 6"H)




- ☐ **Decal Custom Large**
Large Logo Decal
(12"W x 12"H)



CUSTOM CUSHION BRANDING:

- ☐ **TIS 27 COVER/LOGO**
Logo Slip Cover
(Lift Back Only)
(27"W x 12"H)



- ☐ **LOGO CP**
Color Edge Print
(12"W x 12"H)










- ☐ **TIS 30 COVER/LOGO**
Logo Slip Cover
(Lift Back Only)
(30"W x 12"H)

- ☐ **LOGO DB**
Deboss Logo
(12"W x 12"H)
DEBPL12
Deboss Plate



COLOR EDGE PRINT UPHOLSTERY CHOICES:

- | | |
|---|--|
| <input type="checkbox"/>  Blue Ribbon | <input type="checkbox"/>  Celestial |
| <input type="checkbox"/>  Purple Passion | <input type="checkbox"/>  Valentine |
| <input type="checkbox"/>  Crimson | <input type="checkbox"/>  Dolphin |
| <input type="checkbox"/>  Black | |

***Color Edge Print upholstery colors do not match Standard Upholstery colors.*