

NAME: _____

PHONE: _____

SCHOOL/ORGANIZATION: _____

E-MAIL: _____

DEALER/REP: _____

SALES REP: _____ QUOTE: _____

CAB-090N TREATMENT & RECOVERY CABINET



The Athletic Edge and NormaTec developed the CAB-090N Treatment & Recovery Cabinet with the vision of "Empowering Excellence." Athletic trainers will save time by storing the NormaTec within arm's reach, which empowers the athletes to control treatment if needed, allowing the athletic trainer to multi-task. The boot rack and vented drawer minimizes setup time, storage, and clutter. Custom designed for NormaTec's PULSE Series Recovery Systems with the high quality and superior craftsmanship of The Athletic Edge tables, the new CAB-090N Treatment and Recovery Cabinet offers innovative features. NormaTec recovery system not included.

STANDARD FEATURES:


- 30"W x 85"L x 32"H
- Load Capacity: 600 lbs.
- Dual extension drawer (22"L x 17"W x 17"H) accommodates the NormaTec product line
- Dual extension boot rack (44"L x 24"W) accommodates 2 pairs of NormaTec boots
- Boot rack contains 2 trays (24"L x 11"W x 4.5"H) that hold the NormaTec control units
- Available in wood or laminate finishes
- Wood cabinets available in natural finish or black stain
- 2" High density foam
- Rounded corners
- 55° Gas shock lift back and 45° split legs
- Graphics package with NormaTec and Athletic Edge branding
- Add your school/organization logo above the pull out drawers for no additional charge

STANDARD CABINET:

- ☐ **CAB-090N**
Treatment & Recovery Cabinet
30"W x 85"L x 32"H
- Qty _____



CAB-090N with Oak wood and Black Stain, Slip Cover, and Large Decal



OPTIONS:

- ☐ **CAB-LB-NGS** - 60° Lift Back Cushion (Ratchet Style with No Gas Shock)
- ☐ **CAB-RSL** - 45° Split Leg Cushion (Ratchet Style)

Note: When purchasing lift back and split leg options, the ratchet style lift back (CAB-LB-NGS) must be ordered with the ratchet style split leg (CAB-RSL).



CAB-LB-NGS









CAB-RSL



CAB-090N TREATMENT & RECOVERY CABINET

STANDARD LAMINATE CHOICES:

- | | |
|---|--|
| <input type="checkbox"/>  Oak | <input type="checkbox"/>  Grey |
| <input type="checkbox"/>  Maple | <input type="checkbox"/>  Storm Grey |
| <input type="checkbox"/>  Cherry Merlot | <input type="checkbox"/>  Harbor Grain |
| <input type="checkbox"/>  Espresso | <input type="checkbox"/>  Black |

STANDARD WOOD CHOICES:

- | | |
|---|--|
| <input type="checkbox"/>  Oak | <input type="checkbox"/>  Oak with Black Stain |
| <input type="checkbox"/>  Maple | <input type="checkbox"/>  Maple with Black Stain |














WOOD STAIN OPTION:

- ☐ **CAB-Stain**

STAIN CHOICES:

- | | |
|---|--|
| <input type="checkbox"/>  Warm Copper | <input type="checkbox"/>  Rustic Fall |
| <input type="checkbox"/>  Deep Garnet | <input type="checkbox"/>  Warm Caramel |
| <input type="checkbox"/>  Fossil Gray | <input type="checkbox"/>  Black Beauty |
| <input type="checkbox"/>  Tungsten | <input type="checkbox"/> Custom Wood Stain Color |

STANDARD UPHOLSTERY CHOICES:

- | | |
|---|---|
| <input type="checkbox"/>  Royal Blue | <input type="checkbox"/>  American Beauty |
| <input type="checkbox"/>  Imperial Blue | <input type="checkbox"/>  Lark |
| <input type="checkbox"/>  Blue Ridge | <input type="checkbox"/>  Burgundy |
| <input type="checkbox"/>  Deep Violet | <input type="checkbox"/>  Dove |
| <input type="checkbox"/>  Forest | <input type="checkbox"/>  Charcoal |
| <input type="checkbox"/>  Mandarin Orange | <input type="checkbox"/>  Mocha |
| <input type="checkbox"/>  Black | |

CUSTOM BRANDING:

- ☐ **Decal Custom Small**
Small Logo Decal
(6"W x 6"H)



- ☐ **Decal Custom Large**
Large Logo Decal
(12"W x 12"H)



CUSTOM CUSHION BRANDING:

- ☐ **LOGO COVER**
Logo Slip Cover
(Lift Back Only)
(30"W x 12"H)










- ☐ **LOGO DB**
Deboss Logo
(12"W x 12"H)
DEBPLT12
Deboss Plate



- ☐ **LOGO CP**
Color Edge Print
(12"W x 12"H)



COLOR EDGE PRINT UPHOLSTERY CHOICES:

- | | |
|--|---|
| <input type="checkbox"/>  Blue Ribbon | <input type="checkbox"/>  Celestial |
| <input type="checkbox"/>  Purple Passion | <input type="checkbox"/>  Valentine |
| <input type="checkbox"/>  Crimson | <input type="checkbox"/>  Dolphin |
| <input type="checkbox"/>  Black | |

**Color Edge Print upholstery colors do not match Standard Upholstery colors.