

NAME: \_\_\_\_\_

PHONE: \_\_\_\_\_

SCHOOL/ORGANIZATION: \_\_\_\_\_

E-MAIL: \_\_\_\_\_

DEALER/REP: \_\_\_\_\_

SALES REP: \_\_\_\_\_ QUOTE: \_\_\_\_\_

# CAB-030

## CONVERTIBLE TAPING/TREATMENT CABINET



CAB-030

Your athletic training room will shine with the addition of our custom branded treatment cabinets. Our line of cabinets meet the functional needs of athletic trainers and therapists, with ample storage. The CAB-030 model is our convertible taping cabinet that features a three section cabinet with two taping sections, a removable top seat for the middle section, six hinged doors and three drawers. Apply your team or organization logo to the cabinet exterior.

### STANDARD FEATURES:

- 32"W x 74"L x 36"H
- Load Capacity: 600 lbs.
- 3 Section convertible taping cabinet
- (6) Hinged doors on front with a solid back
- (3) Drawers
- (1) Adjustable shelf in each section
- (2) Taping sections
- (1) Removable seat in middle section
- Available in wood or laminate finishes
- 110° Euro hinges on doors
- Full extension glides on middle drawer
- 2" High density foam cushions
- Rounded corners
- Black wire pull handles

### STANDARD CABINET:

- ☐ **CAB-030**  
32"W x 74"L x 36"H

Qty \_\_\_\_\_

*CAB-030 with  
Middle Seat Removed*



### OPTIONS:









- ☐ **CAB-FL** - Flush Mount Handles on Doors & Drawers
- ☐ **Lock Double Door** - Lock on Double Doors
- ☐ **Lock1001** - Lock on Drawers  
(Not available with Flush Mount Handles)



# CAB-030

## CONVERTIBLE TAPING/TREATMENT CABINET

### STANDARD LAMINATE CHOICES:

- |   |  |
|---|--|
| <input type="checkbox"/>  <b>Oak</b>           | <input type="checkbox"/>  <b>Grey</b>         |
| <input type="checkbox"/>  <b>Maple</b>         | <input type="checkbox"/>  <b>Storm Grey</b>   |
| <input type="checkbox"/>  <b>Cherry Merlot</b> | <input type="checkbox"/>  <b>Harbor Grain</b> |
| <input type="checkbox"/>  <b>Espresso</b>      | <input type="checkbox"/>  <b>Black</b>        |

### STANDARD WOOD CHOICES:

- |   |   |
|---|---|
| <input type="checkbox"/>  <b>Oak</b> | <input type="checkbox"/>  <b>Maple</b> |
|---|---|














### WOOD STAIN OPTION:

- ☐ **CAB-Stain**

### STAIN CHOICES:

- |   |  |
|---|--|
| <input type="checkbox"/>  <b>Warm Copper</b> | <input type="checkbox"/>  <b>Rustic Fall</b>  |
| <input type="checkbox"/>  <b>Deep Garnet</b> | <input type="checkbox"/>  <b>Warm Caramel</b> |
| <input type="checkbox"/>  <b>Fossil Gray</b> | <input type="checkbox"/>  <b>Black Beauty</b> |
| <input type="checkbox"/>  <b>Tungsten</b>    | <input type="checkbox"/> <b>Custom Wood Stain Color</b>  |

### STANDARD UPHOLSTERY CHOICES:

- |   |   |
|---|---|
| <input type="checkbox"/>  <b>Royal Blue</b>        | <input type="checkbox"/>  <b>American Beauty</b> |
| <input type="checkbox"/>  <b>Imperial Blue</b>     | <input type="checkbox"/>  <b>Lark</b>            |
| <input type="checkbox"/>  <b>Blue Ridge</b>        | <input type="checkbox"/>  <b>Burgundy</b>        |
| <input type="checkbox"/>  <b>Deep Violet</b>      | <input type="checkbox"/>  <b>Dove</b>           |
| <input type="checkbox"/>  <b>Forest</b>          | <input type="checkbox"/>  <b>Charcoal</b>      |
| <input type="checkbox"/>  <b>Mandarin Orange</b> | <input type="checkbox"/>  <b>Mocha</b>         |
| <input type="checkbox"/>  <b>Black</b>           |   |

### CUSTOM BRANDING:

- ☐ **Decal Custom Small**  
Small Logo Decal  
(6"W x 6"H)



- ☐ **Decal Custom Large**  
Large Logo Decal  
(12"W x 12"H)

