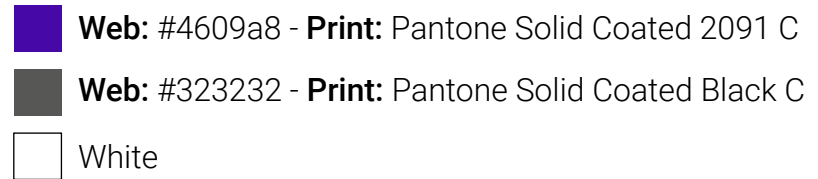


AGENDIZE GRAPHIC CHART

Last update: 2019

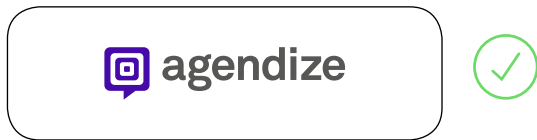


LOGO



BI-COLOR LOGO

GOOD PRACTICES



The complete logo must be applied on clear and clean background.



The icon logo must be applied on clear backgrounds.

BAD PRACTICES




The complete logo must not be applied on a dark background or a confused picture.



No transformation, deformation, gradient or perspective effect.

PLAIN LOGO

GOOD PRACTICES




The violet logo is ok on white background.
The white plain logo is ok on violet, black and dark backgrounds.




The violet icon is ok on white background.
The white icon logo is ok on violet, black and dark backgrounds.

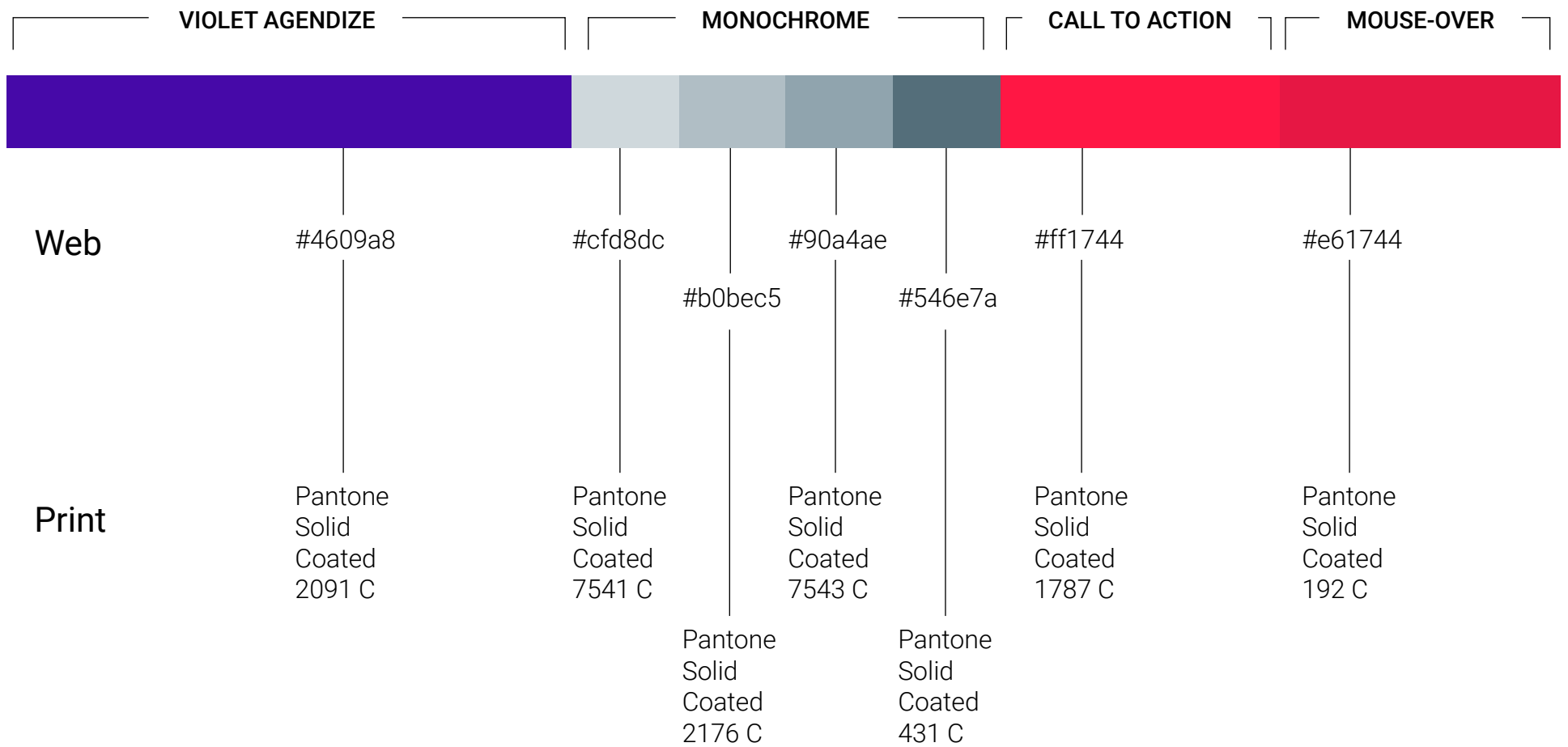
BAD PRACTICES



The plain logo, as the icon, can't be applied on an indistinct background.



COLORS



TYPOGRAPHY

Web

TITLE 1

Roboto light 45, spacing character: 12.86, Spacing line: 53

sub-title 1

Droid Serif italic 20, Spacing character: auto, Spacing line: 29

Title2

Roboto thin 32, spacing character: auto, Spacing line: 38

sub-title 2

Droid Serif italic 16, Spacing character: auto, Spacing line: 22

current text

Roboto light 14, Spacing character: auto, Spacing line: 24

Print

TITLE

Roboto thin 36, Spacing character: auto, Spacing line: auto

Sub-title

Droid Serif italic 16, Spacing character: auto, Spacing line: auto

Current text

Roboto regular 11, Spacing character: auto, Spacing line: 16