

10 STEPS

TO BRUSHING YOUR DOG'S TEETH



1 PICK THE RIGHT TIME AND PLACE

To reduce the fear and stress of brushing your dog's teeth, make sure you choose a time and place where your dog can be as calm and relaxed as possible.



2 FIND THE RIGHT TOOLS

Before you dive in, it's important to understand your options, tools, and how to use them appropriately to get the best result. Common tools include toothbrushes, microfiber brushes, dental wipes, or even your finger.



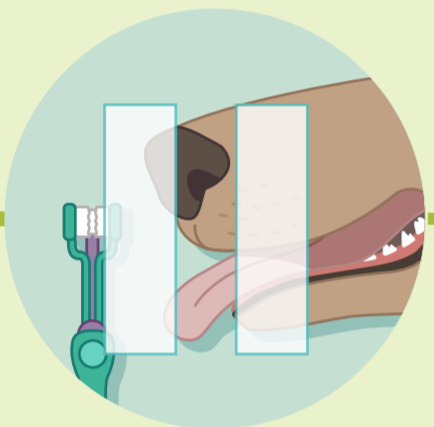
3 LET YOUR DOG TASTE TEST

To help your dog get used to the tools you chose, it's a good idea to let him taste the toothpaste. Once he realizes it's tasty, he'll be much more likely to let you brush his teeth.



4 GET YOUR HANDS IN THERE

Practice touching his teeth and gums with your fingers. Start by gently lifting his lips, holding his jaw in place, and massaging his gums with your finger.



8 GIVE YOUR DOG A BREAK

If you find yourself getting stressed or frustrated, or if your dog is losing patience with you, then it's a good idea to take a break. This will give you both a chance to relax and try again later.



7 TRY OUT NEW POSITIONS

While sitting or standing are the most common positions to have your dog in, some teeth may not be accessible or easy to see from that angle. Try out some new positions to help you get a good view of what you're doing.




6 WORK YOUR WAY BACK

Focus on the outer side of the teeth, facing his cheeks. When you pull the lip up, some of his premolars will be exposed, so you can start to work in small circles further and further back.



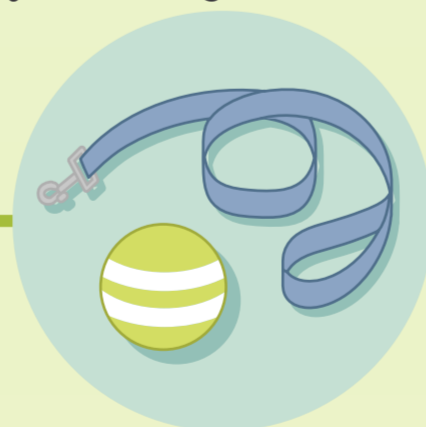
5 INTRODUCE THE BRUSH

Show him the dental tool, let him sniff it. He needs to see that the brush isn't going to hurt him.



9 PRACTICE, PRACTICE, PRACTICE

Practice makes perfect. The first few tries will seem clunky and awkward, and that's normal. It may not adequately clean the teeth at first, but once you get the hang of it, it will be very effective.



10 FINISH WITH A REWARD

At the end of each tooth brushing session, no matter how successful, give your dog a reward for a job well done. Give him a toy, a belly rub, or take him for a walk to end the session on a good note.

