


Tactile indicators



Best Bricks & Pavers believe it integral that their product range be designed to reflect the needs of all members of our community.

Manufactured in accordance with AS/NZS 1428.4.1:2009 the Best Bricks & Pavers Tactile range of surface indicator pavers aid those that are vision impaired. Their application assists in enabling these people to distinguish the exact location of their surroundings and increase confidence of their mobility.




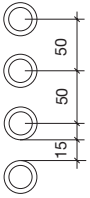
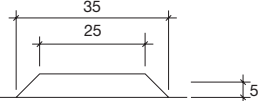
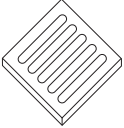
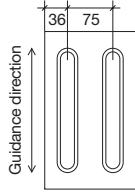
Tactile indicators

Specifications



Tactiles range

Surface indicator pavers to aid the visually impaired.

	Dimensions	Units per m ² *	Type	Detail (mm)	Cross section (mm)
	300 x 300 x 40mm	10.98	Cautional		
	300 x 300 x 40mm	10.98	Directional		

In accordance with AS/NZS 1428.4.1:2009.

*Laid to Best specifications