



Several geometric shapes, including triangles and squares with various patterns like stripes and solid colors, are scattered in the upper corners of the page.

Make Waves

WHAT YOU DO TODAY CAN
CHANGE THE WORLD AROUND YOU

VBS 2022 | MUSIC





TODAY'S BIBLE STORY

Creation
Genesis 1 & 2

TODAY'S BOTTOM LINE

God made people
with a purpose.

KEY QUESTION

What do you enjoy doing?

MEMORY VERSE

"Whoever believes in me . . .
rivers of living water will flow
from within them."
John 7:38, NIV

BASIC TRUTH

I can trust God no matter what.

1. INTRODUCE THEME SONG: "MAKING WAVES" (5-8 MINUTES)

WHAT YOU NEED: the lyrics on a presentation system; an audio system for playing the recording

WHAT YOU DO:

- Since you're probably singing this in large group time, don't spend lots of time reviewing the song. Make your purpose to clarify the words and talk about their meaning.
- Go over the motions for the Chorus: speak each phrase and demonstrate the move.
- Instruct the kids to echo the words and motions.
- Explain that some people mean "making trouble" when they say "making waves." We mean that we're making a difference when we sing about "making waves."
- Ask the kids to pay careful attention to the words and see if they can discover what the "secret power" is that will make waves and change the world! (God's love inside me)
- Play the demo video and invite the kids to sing along and mimic the motions.
- Stop the video after the first verse and chorus.
- Sing the verse together without the track to make sure the kids are getting it.
- Sing whole song with the demo dance video (with lyrics) if available.

WHAT YOU SAY:

"God's love inside us gives us the power to 'make waves' and make a difference."

2. INTRODUCE THE MEMORY VERSE (5 MINUTES)

WHAT YOU NEED: Verse in presentation form: on a poster or on the screen on PowerPoint, etc.; Whiteboard and marker or blank poster and markers; Two vases of vibrant, fresh flowers

WHAT YOU DO:

- Ask the kids to read the verse with you from the presentation (PowerPoint, poster, etc.).
- Insert the words "Jesus said," before you begin the verse each time. [*Jesus said,*] "*Whoever believes in me . . . rivers of living water will flow from within them.*"
- Instruct the kids to help you make a list of what water does and how important it is in our world and our lives.
- Write their ideas on a poster or whiteboard. Here are some examples:
 - Your body is 60-65% water. Water is necessary for breathing, digestion, and just about all body functions.
 - A human can survive about three weeks without food—but only for 3-4 days without water.



- Everything alive needs water to survive. About 71% of the earth is covered with water. 96% of all the water is saline—in the oceans and seas. More freshwater is underground (*in aquifers and springs*), frozen (*in glaciers and ice caps*), and in the atmosphere (*as water vapor and clouds*), than is in all the rivers and lakes.
- Share these other water “necessities”—agriculture, machines, electricity (*dams*)
- Wrap-up by saying: “We understand that water is an absolute necessity for life. Jesus is offering us Himself as the absolute necessity for spiritual life.”
- Say: “God made people for a purpose. The living water from Jesus powers that purpose in each of us.”
- Show the kids two vases of blooming flowers.
- Note that one has plenty of water and one has almost none. Say: “We’re going to watch these flowers all week.”
- Read the Memory Verse together out loud again.

3. INTRODUCE AND TEACH THE DAY 1 SONG: “MAKE A MOVE” (8 MINUTES)

WHAT YOU NEED: the lyrics on a presentation system; an audio system for playing the recording

WHAT YOU DO:

- Teach the kids the Chorus with the motions: Speak the words as you demonstrate the motions to each phrase.
- Invite the kids to echo each phrase you speak with words and motions before you move on.
- Be sure to put a bounce and energy in your moves. Sing each phrase with motions.
- There are a lot of “lifted hands, arms up” moves in this song. Some kids will be reluctant to lift their arms—just keep encouraging and doing it BIG with your demonstration and your leader team.
- Sing the first section (the verse and chorus) with the audio track. Then stop the audio.
- Teach the melody for the verse—some of the melody might be so low the kids just speak it. That’s okay! We want to make sure they know the words. Go over both the first and second verses. Add the motion to the last phrase.
- Sing the whole song with the full mix demo video.
- Any time there are no specific motions described for a section, encourage the kids to “free style” to stay engaged. They can mimic the moves of the team on the video—that’s fun!

WHAT YOU SAY:


“Think about something you really like to do and how you could use that to demonstrate to others what God is like. This might be part of God’s purpose for you.”

4. RECAP THE BIBLE STORY (5 MINUTES)

WHAT YOU NEED: the lyrics on presentation system; Romans 8:28, Ephesians 1:11, and 2 Timothy 1:9 written out for kids to read on a presentation system or on posters

WHAT YOU DO:

- Ask for someone to give you a “recap” of today’s Bible story.
- If your group has not yet been to the Bible class rotation, give the recap (or have an assistant leader give the recap): God made people in His image, He created people to show what He’s like. When you discover what you’re good at and what you like to do, you will begin to know how God made you and what His *purpose* is for you.
- From your presentation screen, read the words together out loud to the first verse of “Make a Move.” *Help me God to see what You see / You are doing a great work in me / I’ve decided I can’t stand still / You have given me purpose*
- Share the Bible verses about God’s purpose for us.
- Display the verses on the presentation screen (or posters).
- Invite a volunteer to come to the front to read each verse.



- Ask everyone to read along.
 - Romans 8:28, NIV: *We know that in all things God works for the good of those who love Him. He appointed them to be saved in keeping with his purpose.*
 - Ephesians 1:11, NIV: *We were also chosen to belong to him. God decided to choose us long ago in keeping with his plan. He works out everything to fit his plan and purpose.*
 - 2 Timothy 1:9, NIV: *God has saved us. He has chosen us to live a holy life. It wasn't because of anything we have done. It was because of his own purpose and grace. Through Christ Jesus, God gave us this grace even before time began.*
- Ask the following questions that encourage the kids to answer with phrases from the verses. (Keep the verses displayed.)
- Encourage the kids to shout out the answers together. Ask:
 - Does God work for the good of those who love Him in SOME things or ALL things?
 - Is part of God's purpose for us to be saved or lost?
 - Do you belong to God because you live in Tennessee or because He chose you?
 - What kind of life did God choose for us to live?
- Choose one kid from the group. Invite them to circle or color or highlight all the words in these verses that mean God choose you. (Include the word "appointed"—it means the same as *chosen*.)
- Invite a different kid to use another color to circle, color, or highlight every instance of "purpose" or "plan."
- Ask the kids to tell you what main idea or "bottom line" they get out of these verses and this story.
- Guide them to arrive at "God made people with a purpose."

5. INTRODUCE DAY 5 SONG: "LOVE ONE ANOTHER" (3 MINUTES—OPTIONAL, IF YOU HAVE TIME)

WHAT YOU NEED: the lyrics on a presentation system; an audio system for playing the recording

WHAT YOU DO:

- The object of this segment is to give the kids a taste and a "head start" on "Love One Another."
- Play the demo video so the kids can sing and dance along with it.

Travel Time:

As you travel to the next track, use the following questions to keep the conversation going and to keep kids thinking about what they're learning!

WHAT YOU SAY:

What do you really like to do? Tell me one thing you are really good at.



GETTING READY

HERE'S EVERYTHING YOU NEED TO KNOW

GROUPS: CREATING A SAFE PLACE TO CONNECT

Prepare ahead of time for Music Rotation for VBS:

1. LEARN MUSIC AND CHOREOGRAPHY FOR "MAKING WAVES."

- Listen to and learn to sing "Making Waves."
 - Lead with your voice and sing the melody accurately and strongly.
- Watch the choreography teaching video and learn the moves for "Making Waves."
 - The priority will be on the kids learning to sing the song, so add the motions that will help them learn the lyrics.

2. LEARN MUSIC AND CHOREOGRAPHY FOR "MAKE A MOVE."

- Listen to and learn to sing the theme song, "Make a Move."
- Watch the choreography teaching video and learn the moves that you will teach for "Make a Move."

3. PREPARE LYRICS PRESENTATION [HEAR FROM GOD | MEMORY VERSE ACTIVITY]

- Have the lyrics available for all songs—on an overhead projection with ProPresenter or PowerPoint, a poster, whatever you have—in a way that's easily readable for the kids.
 - This is so you can teach a phrase at a time for the kids to echo as you sing each phrase. Live lyrics or the demonstration video are hard to stop and start as you teach.
- Obtain an audio system to play the recording of the songs.

4. PREPARE VERSES TO READ AND DISCUSS

- Prepare a visual presentation (on a poster or PowerPoint or ProPresenter) of the three Bible verses listed in the activity.
- Make sure the font is easily readable by everyone in the room.
- Here are the three verses:
 - Romans 8:28, NIV: *We know that in all things God works for the good of those who love Him. He*

appointed them to be saved in keeping with his purpose.

- Ephesians 1:11, NIV: *We were also chosen to belong to him. God decided to choose us long ago in keeping with his plan. He works out everything to fit his plan and purpose.*
- 2 Timothy 1:9, NIV: *God has saved us. He has chosen us to live a holy life. It wasn't because of anything we have done. It was because of his own purpose and grace. Through Christ Jesus, God gave us this grace even before time began.*

4. PREPARE TO TEACH MEMORY VERSE

- Prepare a visual presentation (on a poster or PowerPoint or ProPresenter) of the Memory Verse: *[Jesus said,] "Whoever believes in me . . . rivers of living water will flow from within them." John 7:38, NIV*

5. OBTAIN TWO VASES OF FRESH FLOWERS

- These will be needed all week.
- Keep one vase well-watered.
- Start the second vase with just a little bit of water, and do not add any more so you can see the effect of "no water" by the end of the week.

6. LEARN MUSIC AND CHOREOGRAPHY FOR "LOVE ONE ANOTHER."

- Listen to and learn to sing the theme song, "Love One Another."
- Watch the choreography teaching video and learn the moves that you will teach for "Love One Another."