

Colour Me In - Passwords

Information for teachers, mums, dads, carers and other adults.

What will we learn?

- What a password is and why we need them.
- How to make a stronger, safer password.

Before starting the worksheet:

- If you have the Safer Schools App, watch the Passwords video with your children.
- You can also watch the Passwords video on our FREE Home Learning Hub at **oursaferschools.co.uk/home-learning-hub**. Simply click on the “Take me to videos” button at the top to find this video.
- Once you’ve watched this video, you’ll be able to talk to them about what passwords are, why they’re important and how we create one.
- Print out your Passwords worksheet.




What next?

- Ask your child to colour in the scene.
- Look at the picture with your child and talk about what you see.
- Ask them to circle three things in the picture, then place them in the boxes in the order they want for their password.
- Depending on the age and ability of your child, you can use the resource in a number of ways.
 1. Very young children - colouring and discussion.
 2. Slightly older children – draw the objects they’ve chosen in the boxes provided.
 3. Older children – write the name of each object in the boxes provided.



Colour Me In - Passwords

Write the names of the 3 things you have circled in the boxes below.



This is now your password!

Password Hacking Game

Information for teachers, mums, dads, carers and other adults.



Hey! My name is
Jack and this is
my dog Freddie.

Woof

- Print out 2 copies of one of the Passwords colouring sheets.
- Colour in your sheets together.
- The child creates their password using 3 objects from the picture.
- Dependent on their age and ability they can either draw or write the name of the objects in the password boxes **(without letting YOU see)**.
- You can now engage them and make this fun by asking for clues to help you guess what the objects are. e.g "Is it in the sky?" "Is it an animal?"
- When you discover their 3 password objects you get one or two attempts to guess the order in which they appear in their password boxes, e.g. "Is your password cloudballdog?"
- Once you and your child have mastered the game it can be good fun to change roles and let the child guess your password.

Note:

In the video Jack learns that it is important that you choose a password that you can remember and that you shouldn't share it with anyone except your Mum, Dad or carer.

You can reinforce this message and help your child test their memory. To do this, you simply take the password drawing they have created, and at a later time that day, or the next day, ask them to repeat their password.

Have Fun 😊



Colour Me In - Passwords